

**Inclusive cross section and double helicity asymmetry
for π^0 production in $p + p$ collisions at $\sqrt{s} = 200$ GeV:
Implications for the polarized gluon distribution in the proton**

A. Adare,⁸ S. Afanasiev,²² C. Aidala,⁹ N.N. Ajitanand,⁴⁸ Y. Akiba,^{42, 43} H. Al-Bataineh,³⁷ J. Alexander,⁴⁸ K. Aoki,^{27, 42} L. Aphecetche,⁵⁰ R. Armendariz,³⁷ S.H. Aronson,³ J. Asai,⁴³ E.T. Atomssa,²⁸ R. Auerbeck,⁴⁹ T.C. Awes,³⁸ B. Azmoun,³ V. Babintsev,¹⁸ G. Baksay,¹⁴ L. Baksay,¹⁴ A. Baldisseri,¹¹ K.N. Barish,⁴ P.D. Barnes,³⁰ B. Bassalleck,³⁶ S. Bathe,⁴ S. Batsouli,³⁸ V. Baublis,⁴¹ A. Bazilevsky,³ S. Belikov,³ R. Bennett,⁴⁹ Y. Berdnikov,⁴⁵ A.A. Bickley,⁸ J.G. Boissevain,³⁰ H. Borel,¹¹ K. Boyle,⁴⁹ M.L. Brooks,³⁰ H. Buesching,³ V. Bumazhnov,¹⁸ G. Bunce,^{3, 43} S. Butsyk,^{30, 49} S. Campbell,⁴⁹ B.S. Chang,⁵⁷ J.-L. Charvet,¹¹ S. Chernichenko,¹⁸ J. Chiba,²³ C.Y. Chi,⁹ M. Chiu,¹⁹ I.J. Choi,⁵⁷ T. Chujo,⁵⁴ P. Chung,⁴⁸ A. Churyrn,¹⁸ V. Cianciolo,³⁸ C.R. Clevin,¹⁶ B.A. Cole,⁹ M.P. Comets,³⁹ P. Constantin,³⁰ M. Csanád,¹³ T. Csörgő,²⁴ T. Dahms,⁴⁹ K. Das,¹⁵ G. David,³ M.B. Deaton,¹ K. Dehmelt,¹⁴ H. Delagrangé,⁵⁰ A. Denisov,¹⁸ D. d'Enterria,⁹ A. Deshpande,^{43, 49} E.J. Desmond,³ O. Dietzsch,⁴⁶ A. Dion,⁴⁹ M. Donadelli,⁴⁶ O. Drapier,²⁸ A. Drees,⁴⁹ A.K. Dubey,⁵⁶ A. Durum,¹⁸ V. Dzhordzhadze,⁴ Y.V. Efremenko,³⁸ J. Egdemir,⁴⁹ F. Ellinghaus,⁸ W.S. Emam,⁴ A. Enokizono,²⁹ H. En'yo,^{42, 43} S. Esumi,⁵³ K.O. Eyser,⁴ D.E. Fields,^{36, 43} M. Finger,^{5, 22} M. Finger, Jr.,^{5, 22} F. Fleuret,²⁸ S.L. Fokin,²⁶ Z. Fraenkel,⁵⁶ J.E. Frantz,⁴⁹ A. Franz,³ A.D. Frawley,¹⁵ K. Fujiwara,⁴² Y. Fukao,^{27, 42} T. Fusayasu,³⁵ S. Gadrat,³¹ I. Garishvili,⁵¹ A. Glenn,⁸ H. Gong,⁴⁹ M. Gonin,²⁸ J. Gosset,¹¹ Y. Goto,^{42, 43} R. Granier de Cassagnac,²⁸ N. Grau,²¹ S.V. Greene,⁵⁴ M. Grosse Perdekamp,^{19, 43} T. Gunji,⁷ H.-Å. Gustafsson,³² T. Hachiya,¹⁷ A. Hadj Henni,⁵⁰ C. Haegemann,³⁶ J.S. Haggerty,³ H. Hamagaki,⁷ R. Han,⁴⁰ H. Harada,¹⁷ E.P. Hartouni,²⁹ K. Haruna,¹⁷ E. Haslum,³² R. Hayano,⁷ M. Heffner,²⁹ T.K. Hemmick,⁴⁹ T. Hester,⁴ X. He,¹⁶ H. Hiejima,¹⁹ J.C. Hill,²¹ R. Hobbs,³⁶ M. Hohlmann,¹⁴ W. Holzmann,⁴⁸ K. Homma,¹⁷ B. Hong,²⁵ T. Horaguchi,^{42, 52} D. Hornback,⁵¹ T. Ichihara,^{42, 43} K. Imai,^{27, 42} M. Inaba,⁵³ Y. Inoue,^{44, 42} D. Isenhower,¹ L. Isenhower,¹ M. Ishihara,⁴² T. Isobe,⁷ M. Issah,⁴⁸ A. Isupov,²² B.V. Jacak,^{49, *} J. Jia,⁹ J. Jin,⁹ O. Jinnouchi,⁴³ B.M. Johnson,³ K.S. Joo,³⁴ D. Jouan,³⁹ F. Kajihara,⁷ S. Kametani,^{7, 55} N. Kamihara,⁴² J. Kamin,⁴⁹ M. Kaneta,⁴³ J.H. Kang,⁵⁷ H. Kanou,^{42, 52} D. Kawall,⁴³ A.V. Kazantsev,²⁶ A. Khanzadeev,⁴¹ J. Kikuchi,⁵⁵ D.H. Kim,³⁴ D.J. Kim,⁵⁷ E. Kim,⁴⁷ E. Kinney,⁸ A. Kiss,¹³ E. Kistenev,³ A. Kiyomichi,⁴² J. Klay,²⁹ C. Klein-Boesing,³³ L. Kochenda,⁴¹ V. Kochetkov,¹⁸ B. Komkov,⁴¹ M. Konno,⁵³ D. Kotchetkov,⁴ A. Kozlov,⁵⁶ A. Král,¹⁰ A. Kravitz,⁹ J. Kubart,^{5, 20} G.J. Kunde,³⁰ N. Kurihara,⁷ K. Kurita,^{44, 42} M.J. Kweon,²⁵ Y. Kwon,^{51, 57} G.S. Kyle,³⁷ R. Lacey,⁴⁸ Y.-S. Lai,⁹ J.G. Lajoie,²¹ A. Lebedev,²¹ D.M. Lee,³⁰ M.K. Lee,⁵⁷ T. Lee,⁴⁷ M.J. Leitch,³⁰ M.A.L. Leite,⁴⁶ B. Lenzi,⁴⁶ T. Liška,¹⁰ A. Litvinenko,²² M.X. Liu,³⁰ X. Li,⁶ B. Love,⁵⁴ D. Lynch,³ C.F. Maguire,⁵⁴ Y.I. Makdisi,³ A. Malakhov,²² M.D. Malik,³⁶ V.I. Manko,²⁶ Y. Mao,^{40, 42} L. Mašek,^{5, 20} H. Masui,⁵³ F. Matathias,⁹ M. McCumber,⁴⁹ P.L. McGaughey,³⁰ Y. Miake,⁵³ P. Mikeš,^{5, 20} K. Miki,⁵³ T.E. Miller,⁵⁴ A. Milov,⁴⁹ S. Mioduszewski,³ M. Mishra,² J.T. Mitchell,³ M. Mitrovski,⁴⁸ A. Morreale,⁴ D.P. Morrison,³ T.V. Moukhanova,²⁶ D. Mukhopadhyay,⁵⁴ J. Murata,^{44, 42} S. Nagamiya,²³ Y. Nagata,⁵³ J.L. Nagle,⁸ M. Naglis,⁵⁶ I. Nakagawa,^{42, 43} Y. Nakamiya,¹⁷ T. Nakamura,¹⁷ K. Nakano,^{42, 52} J. Newby,²⁹ M. Nguyen,⁴⁹ B.E. Norman,³⁰ A.S. Nyanin,²⁶ E. O'Brien,³ S.X. Oda,⁷ C.A. Ogilvie,²¹ H. Ohnishi,⁴² H. Okada,^{27, 42} K. Okada,⁴³ M. Oka,⁵³ O.O. Omiwade,¹ A. Oskarsson,³² M. Ouchida,¹⁷ K. Ozawa,⁷ R. Pak,³ D. Pal,⁵⁴ A.P.T. Palounek,³⁰ V. Pantuev,⁴⁹ V. Papavassiliou,³⁷ J. Park,⁴⁷ W.J. Park,²⁵ S.F. Pate,³⁷ H. Pei,²¹ J.-C. Peng,¹⁹ H. Pereira,¹¹ V. Peresedov,²² D.Yu. Peressounko,²⁶ C. Pinkenburg,³ M.L. Purschke,³ A.K. Purwar,³⁰ H. Qu,¹⁶ J. Rak,³⁶ A. Rakotozafindrabe,²⁸ I. Ravinovich,⁵⁶ K.F. Read,^{38, 51} S. Rembeczki,¹⁴ M. Reuter,⁴⁹ K. Reygers,³³ V. Riabov,⁴¹ Y. Riabov,⁴¹ G. Roche,³¹ A. Romana,^{28, †} M. Rosati,²¹ S.S.E. Rosendahl,³² P. Rosnet,³¹ P. Rukoyatkin,²² V.L. Rykov,⁴² B. Sahlmueller,³³ N. Saito,^{27, 42, 43} T. Sakaguchi,³ S. Sakai,⁵³ H. Sakata,¹⁷ V. Samsonov,⁴¹ S. Sato,²³ S. Sawada,²³ J. Seele,⁸ R. Seidl,¹⁹ V. Semenov,¹⁸ R. Seto,⁴ D. Sharma,⁵⁶ I. Shein,¹⁸ A. Shevel,^{41, 48} T.-A. Shibata,^{42, 52} K. Shigaki,¹⁷ M. Shimomura,⁵³ K. Shoji,^{27, 42} A. Sickles,⁴⁹ C.L. Silva,⁴⁶ D. Silvermyr,³⁸ C. Silvestre,¹¹ K.S. Sim,²⁵ C.P. Singh,² V. Singh,² S. Skutnik,²¹ M. Slunečka,^{5, 22} A. Soldatov,¹⁸ R.A. Soltz,²⁹ W.E. Sondheim,³⁰ S.P. Sorensen,⁵¹ I.V. Sourikova,³ F. Staley,¹¹ P.W. Stankus,³⁸ E. Stenlund,³² M. Stepanov,³⁷ A. Ster,²⁴ S.P. Stoll,³ T. Sugitate,¹⁷ C. Suire,³⁹ J. Sziklai,²⁴ T. Tabaru,⁴³ S. Takagi,⁵³ E.M. Takagui,⁴⁶ A. Taketani,^{42, 43} Y. Tanaka,³⁵ K. Tanida,^{42, 43} M.J. Tannenbaum,³ A. Taranenko,⁴⁸ P. Tarján,¹² T.L. Thomas,³⁶ M. Togawa,^{27, 42} A. Toia,⁴⁹ J. Tojo,⁴² L. Tomásek,²⁰ H. Torii,⁴² R.S. Towell,¹ V.-N. Tram,²⁸ I. Tserruya,⁵⁶ Y. Tsuchimoto,¹⁷ C. Vale,²¹ H. Valle,⁵⁴ H.W. van Hecke,³⁰ J. Velkovska,⁵⁴ R. Vertesi,¹² A.A. Vinogradov,²⁶ M. Virius,¹⁰ V. Vrba,²⁰ E. Vznuzdaev,⁴¹ M. Wagner,^{27, 42} D. Walker,⁴⁹ X.R. Wang,³⁷ Y. Watanabe,^{42, 43} J. Wessels,³³ S.N. White,³ D. Winter,⁹ C.L. Woody,³ M. Wysocki,⁸ W. Xie,⁴³ Y. Yamaguchi,⁵⁵ A. Yanovich,¹⁸ Z. Yasin,⁴ J. Ying,¹⁶ S. Yokkaichi,^{42, 43} G.R. Young,³⁸ I. Younus,³⁶

I.E. Yushmanov,²⁶ W.A. Zajc,⁹ O. Zaudtke,³³ C. Zhang,³⁸ S. Zhou,⁶ J. Zimányi,^{24,†} and L. Zolin²²

(PHENIX Collaboration)

- ¹Abilene Christian University, Abilene, TX 79699, U.S.
²Department of Physics, Banaras Hindu University, Varanasi 221005, India
³Brookhaven National Laboratory, Upton, NY 11973-5000, U.S.
⁴University of California - Riverside, Riverside, CA 92521, U.S.
⁵Charles University, Ovocný trh 5, Praha 1, 116 36, Prague, Czech Republic
⁶China Institute of Atomic Energy (CIAE), Beijing, People's Republic of China
⁷Center for Nuclear Study, Graduate School of Science, University of Tokyo, 7-3-1 Hongo, Bunkyo, Tokyo 113-0033, Japan
⁸University of Colorado, Boulder, CO 80309, U.S.
⁹Columbia University, New York, NY 10027 and Nevis Laboratories, Irvington, NY 10533, U.S.
¹⁰Czech Technical University, Zikova 4, 166 36 Prague 6, Czech Republic
¹¹Dapnia, CEA Saclay, F-91191, Gif-sur-Yvette, France
¹²Debrecen University, H-4010 Debrecen, Egyetem tér 1, Hungary
¹³ELTE, Eötvös Loránd University, H - 1117 Budapest, Pázmány P. s. 1/A, Hungary
¹⁴Florida Institute of Technology, Melbourne, FL 32901, U.S.
¹⁵Florida State University, Tallahassee, FL 32306, U.S.
¹⁶Georgia State University, Atlanta, GA 30303, U.S.
¹⁷Hiroshima University, Kagamiyama, Higashi-Hiroshima 739-8526, Japan
¹⁸IHEP Protvino, State Research Center of Russian Federation, Institute for High Energy Physics, Protvino, 142281, Russia
¹⁹University of Illinois at Urbana-Champaign, Urbana, IL 61801, U.S.
²⁰Institute of Physics, Academy of Sciences of the Czech Republic, Na Slovance 2, 182 21 Prague 8, Czech Republic
²¹Iowa State University, Ames, IA 50011, U.S.
²²Joint Institute for Nuclear Research, 141980 Dubna, Moscow Region, Russia
²³KEK, High Energy Accelerator Research Organization, Tsukuba, Ibaraki 305-0801, Japan
²⁴KFKI Research Institute for Particle and Nuclear Physics of the Hungarian Academy of Sciences (MTA KFKI RMKI), H-1525 Budapest 114, POBox 49, Budapest, Hungary
²⁵Korea University, Seoul, 136-701, Korea
²⁶Russian Research Center "Kurchatov Institute", Moscow, Russia
²⁷Kyoto University, Kyoto 606-8502, Japan
²⁸Laboratoire Leprince-Ringuet, Ecole Polytechnique, CNRS-IN2P3, Route de Saclay, F-91128, Palaiseau, France
²⁹Lawrence Livermore National Laboratory, Livermore, CA 94550, U.S.
³⁰Los Alamos National Laboratory, Los Alamos, NM 87545, U.S.
³¹LPC, Université Blaise Pascal, CNRS-IN2P3, Clermont-Fd, 63177 Aubiere Cedex, France
³²Department of Physics, Lund University, Box 118, SE-221 00 Lund, Sweden
³³Institut für Kernphysik, University of Muenster, D-48149 Muenster, Germany
³⁴Myongji University, Yongin, Kyonggido 449-728, Korea
³⁵Nagasaki Institute of Applied Science, Nagasaki-shi, Nagasaki 851-0193, Japan
³⁶University of New Mexico, Albuquerque, NM 87131, U.S.
³⁷New Mexico State University, Las Cruces, NM 88003, U.S.
³⁸Oak Ridge National Laboratory, Oak Ridge, TN 37831, U.S.
³⁹IPN-Orsay, Université Paris Sud, CNRS-IN2P3, BP1, F-91406, Orsay, France
⁴⁰Peking University, Beijing, People's Republic of China
⁴¹PNPI, Petersburg Nuclear Physics Institute, Gatchina, Leningrad region, 188300, Russia
⁴²RIKEN, The Institute of Physical and Chemical Research, Wako, Saitama 351-0198, Japan
⁴³RIKEN BNL Research Center, Brookhaven National Laboratory, Upton, NY 11973-5000, U.S.
⁴⁴Physics Department, Rikkyo University, 3-34-1 Nishi-Ikebukuro, Toshima, Tokyo 171-8501, Japan
⁴⁵Saint Petersburg State Polytechnic University, St. Petersburg, Russia
⁴⁶Universidade de São Paulo, Instituto de Física, Caixa Postal 66318, São Paulo CEP05315-970, Brazil
⁴⁷System Electronics Laboratory, Seoul National University, Seoul, South Korea
⁴⁸Chemistry Department, Stony Brook University, Stony Brook, SUNY, NY 11794-3400, U.S.
⁴⁹Department of Physics and Astronomy, Stony Brook University, SUNY, Stony Brook, NY 11794, U.S.
⁵⁰SUBATECH (Ecole des Mines de Nantes, CNRS-IN2P3, Université de Nantes) BP 20722 - 44307, Nantes, France
⁵¹University of Tennessee, Knoxville, TN 37996, U.S.
⁵²Department of Physics, Tokyo Institute of Technology, Oh-okayama, Meguro, Tokyo 152-8551, Japan
⁵³Institute of Physics, University of Tsukuba, Tsukuba, Ibaraki 305, Japan
⁵⁴Vanderbilt University, Nashville, TN 37235, U.S.
⁵⁵Waseda University, Advanced Research Institute for Science and Engineering, 17 Kikui-cho, Shinjuku-ku, Tokyo 162-0044, Japan
⁵⁶Weizmann Institute, Rehovot 76100, Israel
⁵⁷Yonsei University, IPAP, Seoul 120-749, Korea

(Dated: October 25, 2018)

The PHENIX experiment presents results from the RHIC 2005 run with polarized proton collisions at $\sqrt{s} = 200$ GeV, for inclusive π^0 production at mid-rapidity. Unpolarized cross section results are given for transverse momenta $p_T = 0.5$ to 20 GeV/ c , extending the range of published data to both lower and higher p_T . The cross section is described well for $p_T < 1$ GeV/ c by an exponential in p_T , and, for $p_T > 2$ GeV/ c , by perturbative QCD. Double helicity asymmetries A_{LL} are presented based on a factor of five improvement in uncertainties as compared to previously published results, due to both an improved beam polarization of 50%, and to higher integrated luminosity. These measurements are sensitive to the gluon polarization in the proton, and exclude maximal values for the gluon polarization.

PACS numbers: 13.85.Ni,13.88.+e,21.10.Hw,25.40.Ep

A principal goal of the spin program at the Relativistic Heavy Ion Collider (RHIC) at Brookhaven National Laboratory is to determine the gluon spin contribution to a longitudinally polarized proton (ΔG), taking advantage of the strongly interacting probes available in proton-proton collisions [1]. Previous measurements have established the validity of the perturbative Quantum Chromodynamics (pQCD) description for inclusive mid-rapidity π^0 [2] and forward π^0 production [3], and for mid-rapidity jet [4] and direct photon production [5], at $\sqrt{s} = 200$ GeV. The double helicity asymmetries for the production of these particles involve gluons in the hard scattering processes in this pQCD description, and the first measurements for π^0 [6, 7] and for jets [4] have begun to probe ΔG .

The RHIC beam polarization and luminosity have significantly improved [8]. The statistical uncertainty for a double helicity asymmetry measurement is proportional to the inverse of $P^2 \times \sqrt{\mathcal{L}}$ for beam polarizations P and integrated luminosity \mathcal{L} , and decreased by a factor of 5 from the previously published data from PHENIX [6, 7].

In this paper, we first present the cross section for mid-rapidity π^0 production for unpolarized proton-proton collisions at $\sqrt{s} = 200$ GeV. These results extend to lower and higher p_T than in previous publications, and we discuss an apparent transition region between soft and hard scattering; the inclusive cross section is dominated by hard scattering, described by pQCD, for $p_T > 2$ GeV/ c . We then present the double helicity asymmetry, A_{LL} , for mid-rapidity π^0 production. We also include measurements of A_{LL} at low p_T , below the hard scattering region. Finally, our results for $p_T > 2$ GeV/ c are compared to a pQCD calculation that incorporates a model of gluon polarization. We present the range that we probe in the gluon momentum fraction (x_g) and discuss the constraint from these data on ΔG .

The PHENIX experiment at RHIC measured π^0 's via $\pi^0 \rightarrow \gamma\gamma$ decays using a highly segmented ($\Delta\eta \times \Delta\phi \sim 0.01 \times 0.01$) electromagnetic calorimeter (EMCal) [9], covering a pseudorapidity range of $|\eta| < 0.35$ and azimuthal angle range of $\Delta\phi = \pi$. The π^0 data in this analysis were collected using two different trigger conditions.

A minimum bias (MB) trigger was defined by the coincidence of signals in two beam-beam counters (BBC) with full azimuthal coverage located at pseudorapidities $\pm(3.0 - 3.9)$ [10]. The cross section for events selected by the MB trigger was 23.0 mb (about half of σ_{pp}^{inel}) with a systematic uncertainty of $\pm 9.7\%$, derived from vernier scan results [2] and the variation of MB trigger efficiency for subsequent years. Higher p_T data were collected using the coincidence of the MB trigger and an EMCal-based high p_T photon trigger [2, 11], with efficiency $\sim 5\%$ at $p_T(\pi^0) \sim 1$ GeV/ c and $\sim 90\%$ for $p_T(\pi^0) > 3.5$ GeV/ c . The collision vertex was required to be within $|z| < 30$ cm along the beam axis, based on the time difference between the two BBC detectors. The π^0 acceptance is uniform over this interval. The analyzed data sample of the 2005 run corresponds to an integrated luminosity of 2.5 pb^{-1} .

Details of the unpolarized cross section analysis technique are described in [2, 11]. The background contribution under the π^0 peak in the two-photon invariant mass distribution varied from 80% in the lowest 0.5–0.75 GeV/ c p_T bin to less than 8% for $p_T > 4$ GeV/ c . The π^0 spectrum was corrected for overlapping decay photon showers in the EMCal, based on Monte Carlo simulations confirmed with test beam data [12]. Below a $p_T(\pi^0)$ of 12 GeV/ c the correction is less than 4%, and for $p_T(\pi^0) = 20$ GeV/ c the correction is $\sim 25\%$ and $\sim 70\%$, for two different EMCal subsystems [9]. The systematic uncertainty of the measurement (excluding the 9.7% uncertainty from the MB trigger cross section) varied from $\sim 7\%$ at $p_T \sim 1$ GeV/ c to $\sim 16\%$ for the highest p_T bin.

Figure 1 presents the cross section results for mid-rapidity π^0 production at $\sqrt{s} = 200$ GeV, versus p_T , from $p_T=0.5$ GeV/ c to $p_T=20$ GeV [13]. Points are plotted at the average p_T for each bin. The pQCD prediction, at next-to-leading order, is shown for theory scales $\mu = p_T/2$, p_T and $2p_T$, where μ represents equal factorization, renormalization, and fragmentation scales [14, 15]. The CTEQ6M parton distribution functions [16] and KKP set of fragmentation functions [17] are used. These data extend the published cross section data at both low and high p_T , and are consistent with previously published results [2, 11]. From $p_T=2$ GeV/ c to 20 GeV/ c , the NLO pQCD calculation describes the data over a change in cross section of seven orders of magnitude.

*PHENIX Spokesperson: jacak@skipper.physics.sunysb.edu

†Deceased

The inset to Fig. 1 shows the lower p_T region in more detail including high precision data for the charged pion cross section from [18]. The data show a transition in the p_T dependence of the cross section, from exponential to a power law dependence, in the region $p_T \approx 1\text{--}2$ GeV/c. In order to estimate possible contamination from non-perturbative physics in the higher p_T data, an exponential function ($\sim e^{-\alpha p_T}$) representing a non-perturbative component, is fit to the charged pion spectrum in the region $p_T=0.3$ to 0.8 GeV/c (only the lowest p_T π^0 data point is in this range) and extrapolated to the higher p_T region. The exponential fit for the low p_T region gives $\alpha = 5.56 \pm 0.02$ (GeV/c) $^{-1}$, with $\chi^2/NDF = 6.2/3$. Only statistical uncertainties for the charged pion data were used in the fit. The dominant systematic uncertainty for the points in the fitted p_T range is a $\sim 12\%$ normalization uncertainty (excluding the normalization uncertainty from the MB trigger cross section). Beyond about $p_T=1$ GeV/c, the data lie above this single exponential. The fraction of the exponential contribution to the data for the 2–2.5 GeV/c p_T bin is found to be less than 10%, with a negligible contribution for higher p_T . This is the basis for applying the pQCD formalism to the double helicity asymmetry data with $p_T > 2$ GeV/c.

For the 2005 run, each collider ring of RHIC was filled with up to 111 bunches in a 120 bunch pattern, spaced 106 ns apart, with predetermined patterns of polarization signs for the bunches. Spin rotators, sets of four helical dipole magnets on each side of PHENIX, rotate the polarization orientation from vertical, the stable spin direction in the RHIC arcs, to longitudinal at the interaction point [19]. Beam helicity asymmetries are obtained by tagging the polarization signs of the bunches for each event. The bunches for one beam alternate in polarization sign, and pairs of bunches alternate in sign for the other beam. In this way data for all combinations of beam helicity are collected at the same time, and the possibility of false asymmetries due to changing detector response versus spin state are greatly reduced. Each RHIC fill, typically lasting 8 hours, used one of four bunch spin patterns.

The beam polarizations for 2005 were measured using fast carbon target polarimeters [20], normalized by absolute polarization measurements made during 2005 by a separate polarized atomic hydrogen jet polarimeter [21]. The beam polarizations, from luminosity-weighted averages over 104 RHIC fills used in the analysis, were $\langle P^B \rangle = 0.50 \pm 0.002(\text{stat}) \pm 0.025(\text{systB}) \pm 0.015(\text{systG})$ and $\langle P^Y \rangle = 0.49 \pm 0.002(\text{stat}) \pm 0.025(\text{systY}) \pm 0.015(\text{systG})$, for “Blue” and “Yellow” RHIC beams, respectively, for the bunches colliding at PHENIX. The systematic uncertainties have been separated into uncorrelated uncertainties for each beam, “systB” and “systY”, and a global systematic uncertainty “systG”, which is common for both beams and comes from systematic uncertainty in jet polarimeter measurements [22]. For comparison, the polarizations in the 2004 run were $0.44 \pm 0.08(\text{syst})$.

Local polarimeters based on very forward neutron pro-

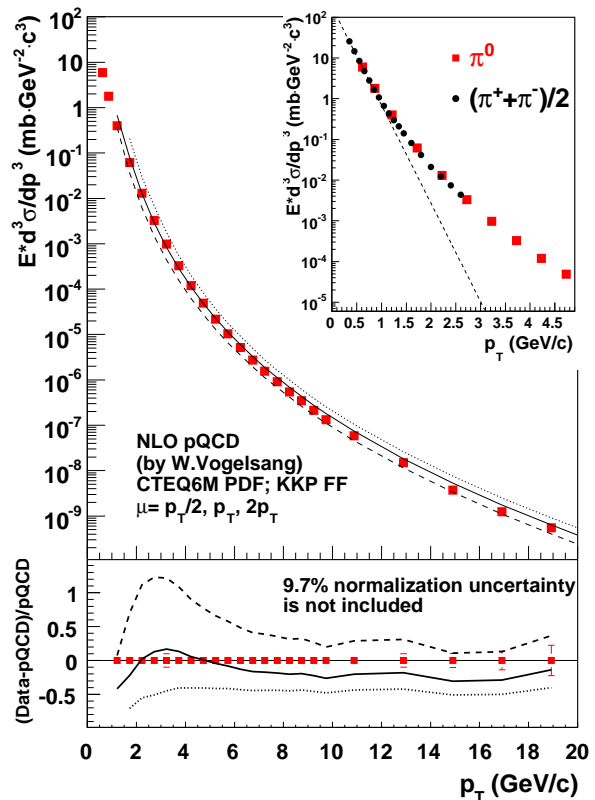


FIG. 1: The neutral pion production cross section at $\sqrt{s} = 200$ GeV as a function of p_T (squares) and the results of NLO pQCD calculations for theory scales $\mu = p_T/2$ (dotted line), p_T (solid line) and $2p_T$ (dashed line), see text for details; note that the error bars are smaller than the points. The inset shows, in addition to π^0 , data for $(\pi^+ + \pi^-)/2$ (solid circles), and a fit of charged pion data to an exponential function for $p_T < 0.8$ GeV/c (dashed line). The bottom panel shows the relative difference between the data and theory for the three theory scales. Error bars are quadratic sums of experimental statistical and systematic uncertainties (the 9.7% normalization uncertainty is not included).

duction (production angle 0.3–2.5 mrad) [6, 23] were used to set up and monitor the beam polarization orientation at PHENIX. The polarimeters monitor the transverse polarization of each beam at PHENIX, which can be compared to the beam polarization measured by the RHIC polarimeters where the polarization direction is vertical. The local polarimeters were calibrated by turning off the spin rotators around PHENIX, and measuring the response of the local polarimeters with the beams vertically polarized. For the longitudinal polarization data, the beams showed a measurable transverse polarization, with $(P_T/P)^B = 0.10 \pm 0.02$ and $(P_T/P)^Y = 0.14 \pm 0.02$, with P_T/P referring to the fraction of transverse polarization of each beam. The polarization directions, as determined by the spin rotator settings and as measured by the local polarimeters, remained constant over the run. The product of the beam polarizations $P^B \cdot P^Y$

is required for the double helicity asymmetry measurement. The average transverse component of the product was $\langle P_T^B \cdot P_T^Y \rangle / \langle P^B \cdot P^Y \rangle < (P_T/P)^B \cdot (P_T/P)^Y = 0.014 \pm 0.003$; the average of the polarization product over the run was $\langle P^B \cdot P^Y \rangle = 0.24$ with a systematic uncertainty of $\pm 9.4\%$.

The double helicity asymmetry A_{LL} is the difference of cross sections for the same versus opposite beam helicities, divided by the sum. Experimentally, for inclusive π^0 production, it can be determined as:

$$A_{LL}^{\pi^0} = \frac{1}{|P^B \cdot P^Y|} \cdot \frac{N_{++} - R \cdot N_{+-}}{N_{++} + R \cdot N_{+-}}; \quad R = \frac{L_{++}}{L_{+-}}, \quad (1)$$

where N is the number of π^0 's measured in PHENIX from the colliding bunches with the same ($++$) and opposite ($+-$) helicities, and R is the relative luminosity between bunches with the same and opposite helicities. Here we neglect the parity-violating difference in cross section between $(++) \leftrightarrow (--)$ and $(+-) \leftrightarrow (-+)$ beam helicity configurations [24]. A_{LL} was calculated for each fill in order to reduce systematics from variation in beam polarizations and in R for different fills. Even and odd crossings were handled by separate high p_T photon trigger electronics chains. To avoid possible detector bias, A_{LL} was also determined separately for the even and odd crossings. Final asymmetries were averaged, and corrected for the asymmetry of the background under the π^0 peak in the two-photon mass distribution, as in [6].

The relative luminosity ratio R is obtained from the minimum bias triggers (MB) discussed above. Scalers keep track of the number of live triggers for each bunch crossing. Single beam background was $< 0.05\%$, as measured from non-colliding bunches, and contributes negligible systematic uncertainty to the measured R . We also measured the double helicity asymmetry of the relative luminosity scaler counts, by normalizing using zero degree neutral particle production as measured by zero degree calorimeters (ZDC) [25]. No asymmetry was observed. This gave a limit on an asymmetry bias in the measurement of $\delta A_{LL}^{\pi^0}|_{\text{bias}} < 2 \times 10^{-4}$, and a limit on the systematic uncertainty for the measurement of relative luminosity giving $\delta A_{LL}^{\pi^0}|_R < 2 \times 10^{-4}$. These limits also include the effects from the pileup of two or more collisions in a crossing, calculated at $\lesssim 4\%$ of the crossings. The BBC and ZDC monitors observe the pileup at significantly different rates, and therefore the limits above, from comparing BBC and ZDC counts, include these uncertainties.

A transverse double spin asymmetry A_{TT} , the transverse equivalent to Eq. (1), can contribute to A_{LL} through the 1.4% transverse component of the product of the beam polarizations discussed above. Although A_{TT} has been postulated to be extremely small, $\sim 10^{-4}$ [26], it has not been previously measured. We measured A_{TT} in a short run with transverse polarization. $A_{TT}(p_T)$ was consistent with zero within statistical errors [13]; the errors were 5 times larger than the uncertainties for A_{LL} ,

$\delta^{stat} A_{LL}$. Therefore, a limit was determined for the A_{TT} contribution to A_{LL} of $0.07 \cdot \delta^{stat} A_{LL}$.

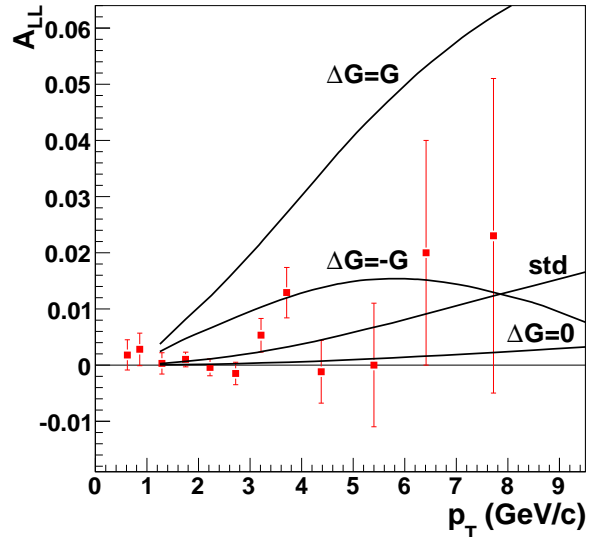


FIG. 2: The double helicity asymmetry for neutral pion production at $\sqrt{s} = 200$ GeV as a function of p_T (GeV/c). Error bars are statistical uncertainties, with the 9.4% scale uncertainty not shown; other experimental systematic uncertainties are negligible. Four GRSV theoretical calculations based on NLO pQCD are also shown for comparison with the data (see text for details.)

Figure 2 presents the measured double helicity asymmetry in π^0 production [13]. A scale uncertainty of 9.4% in $A_{LL}^{\pi^0}$ due to the uncertainty in beam polarization is not shown. The other systematic uncertainties are negligible, as discussed above, and checked using a bunch polarization sign randomization technique, and by varying the π^0 identification criteria [6]. Data for $p_T > 1$ GeV/c were obtained from the high p_T photon triggered sample. For p_T below 1 GeV/c, due to low efficiency for the high p_T photon trigger, we used the MB data sample. In the low p_T region, where the cross section shows an exponential behavior, the helicity asymmetry is $A_{LL}^{\pi^0} = 0.002 \pm 0.002$, for the data in the range $p_T = 0.5 - 1$ GeV/c. For the higher p_T region, the four curves in Fig. 2 show calculations of $A_{LL}^{\pi^0}$, using NLO pQCD with $\mu = p_T(\pi^0)$, that reflect the range of gluon polarizations allowed by inclusive deep inelastic scattering (DIS) data. The calculations are based on the GRSV model, where “std” was the best fit to inclusive DIS data [27]. For momentum fraction x , $\Delta G(x) = G^+(x) - G^-(x)$ refers to the gluon helicity distribution, and $G^+(x)$ and $G^-(x)$ refer to the gluon densities for + and - helicities in a + helicity proton. The first moment of the gluon helicity distribution, $\int_0^1 \Delta G(x) dx$, for the “std” parameterization is $\Delta G = 0.4$, at the scale $Q^2 = 1$ GeV². The other three curves are cal-

culations based on this best fit, but use at $Q^2 = 0.4 \text{ GeV}^2$ the function $\Delta G(x) = G(x), 0, -G(x)$, where $G(x)$ is the unpolarized gluon distribution. The gluon distribution at the input scale is evolved to the scale $Q^2 = p_T^2(\pi^0)$.

In order to explore the impact of the new data on the sensitivity to the polarized gluon distribution, we have compared the data with a set of $A_{LL}(p_T)$ curves corresponding to different $\Delta G(x)$ between $\Delta G(x) = -G(x)$ and $\Delta G(x) = G(x)$ at $Q^2 = 0.4 \text{ GeV}^2$. We used the data for $p_T > 2 \text{ GeV}/c$, which appear to have little contamination from soft physics as discussed earlier. The most likely x_g for PHENIX π^0 data in each p_T point is $\sim x_T/0.8$ [30], where $x_T = p_T/(\sqrt{s}/2)$. For the measured p_T range 2–9 GeV/c, the range of x_g in each bin is broad, and spans the range $x_g = 0.02 - 0.3$, as calculated by NLO pQCD [31].

Figure 3 shows the corresponding χ^2 versus $\Delta G_{GRSV}^{x=[0.02 \rightarrow 0.3]}$, where we compare to an integral of ΔG over the probed x_g range. Only experimental statistical uncertainties are used to calculate χ^2 , and no theoretical uncertainties are included. It is important to note, that although the range of the first moment explored represents $\sim 60\%$ of the full integral, this reflects using a specific model for the gluon polarization. For example, a gluon polarization model with a crossover from positive to negative gluon polarization within our x_g range would yield a small average asymmetry for each point. Also, other models can generate larger or smaller contributions from the gluon spin in the unmeasured region of x_g .

These data are sensitive to the first moment of the polarized gluon distribution. Using the GRSV model, we find that the gluon polarization contribution to the proton spin (1/2) in the probed x_g range is constrained between -0.9 and $+0.5$, for $\chi^2 - \chi_{min}^2 = 9$, representing a “3 σ ” limit (a “1 σ ” limit would give a constraint between 0.07 and 0.3). The extremes of gluon polarization are ruled out, modulo the above remarks, with the confidence level for “ $\Delta G = \pm G$ ” of less than 10^{-6} . Large positive gluon polarization [28] was proposed shortly after the discovery that the quark contribution to the proton spin was small [29], with the suggestion that such a large gluon polarization would mask a “bare” quark polarization. For “std” and “ $\Delta G = 0$ ”, the confidence levels are 20–21% and 12–13%, respectively, for the range of $\pm 9.4\%$ scale uncertainty of the measurement. Semi-inclusive DIS measurements [32] have also presented data on ΔG in a limited x_g range and its comparison with various ΔG scenarios.

The two minima in Fig. 3 reflect the quadratic contribution of the gluon polarization to A_{LL} , from the gluon-gluon scattering subprocess for π^0 production. The symmetry between the two minima is broken by the quark-gluon scattering subprocess, where the gluon polarization contributes linearly to A_{LL} . The quark-gluon subprocess is emphasized at higher p_T , which will become accessible with additional running at high polarization and luminosity.

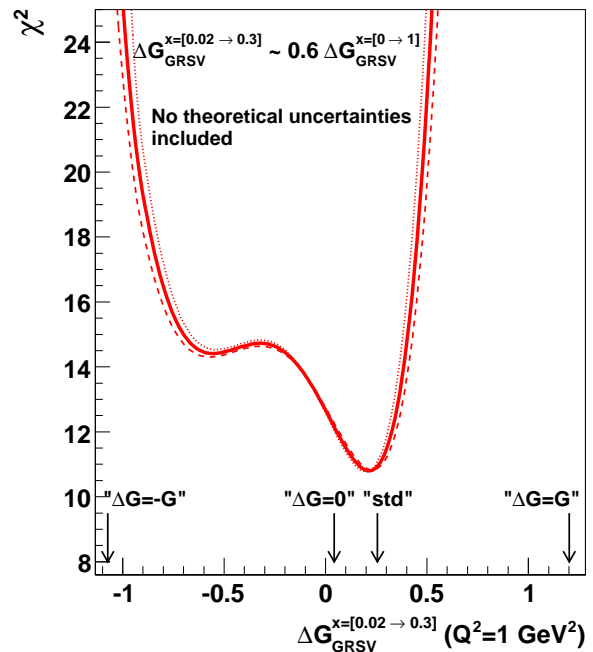


FIG. 3: The χ^2 distribution of the measured data plotted versus the value of the first moment of the polarized gluon distribution (solid line) in the x_g range from 0.02 to 0.3 corresponding to our π^0 data in p_T bins from 2 to 9 GeV/c. Dashed and dotted lines correspond to -9.4% and $+9.4\%$ variation in A_{LL} normalization related to the beam polarization uncertainty, the dominant systematical uncertainty of our data. Only statistical uncertainties were used for each curve. Arrows indicate ΔG corresponding to the different polarized gluon distributions discussed in the text.

To summarize, we have presented the unpolarized cross section and double helicity asymmetries for π^0 production at mid-rapidity, for proton-proton collisions at $\sqrt{s} = 200 \text{ GeV}$. We observe an apparent transition region in the cross section, for $p_T \approx 1$ to $2 \text{ GeV}/c$, with the cross section described by an exponential in p_T below $p_T \sim 1 \text{ GeV}/c$, and with the cross section described by the pQCD prediction for $p_T = 2$ to $20 \text{ GeV}/c$, over seven orders of magnitude in cross section. The results for A_{LL} in the pQCD region, which we take as $p_T \geq 2 \text{ GeV}/c$, constrain the gluon polarization in the proton significantly. The range probed is $x_g = 0.02$ to 0.3 , for the gluon momentum fraction. Using one representative model for the gluon polarization, GRSV [27], which assumes no crossover in gluon polarization versus x_g , we present a map of χ^2 versus the first moment of the polarized gluon distribution in the measured region. From this study, the present data rule out extreme values of gluon polarization suggested after the surprise of the EMC result that the quarks (and anti-quarks) contribute little to the spin of the proton [29], but allow significant contribution from the gluon spin to the proton spin.

Acknowledgments

We thank the RHIC Polarimeter Group and the staff of the Collider-Accelerator and Physics Departments at BNL for their vital contributions. We thank W. Vogelsang for providing the NLO pQCD calculations and M. Stratmann for informative discussions. We acknowledge support from the Department of Energy and

NSF (U.S.A.), MEXT and JSPS (Japan), CNPq and FAPESP (Brazil), NSFC (China), MSMT (Czech Republic), IN2P3/CNRS, and CEA (France), BMBF, DAAD, and AvH (Germany), OTKA (Hungary), DAE (India), ISF (Israel), KRF and KOSEF (Korea), MES, RAS, and FAAE (Russia), VR and KAW (Sweden), U.S. CRDF for the FSU, US-Hungarian NSF-OTKA-MTA, and US-Israel BSF.

-
- [1] G. Bunce *et al.*, Ann. Rev. Nucl. Part. Sci. **50**, 525 (2000).
- [2] S.S. Adler *et al.*, Phys. Rev. Lett. **91**, 241803 (2003).
- [3] J. Adams *et al.*, Phys. Rev. Lett. **92**, 171801 (2004).
- [4] B.I. Abelev *et al.*, Phys. Rev. Lett. **97**, 252001 (2006).
- [5] S.S. Adler *et al.*, Phys. Rev. Lett. **98**, 012002 (2007).
- [6] S.S. Adler *et al.*, Phys. Rev. Lett. **93**, 202002 (2004).
- [7] S.S. Adler *et al.*, Phys. Rev. **D73**, 091102 (2006).
- [8] M. Bai *et al.*, Proceedings of the 2005 Particle Accelerator Conference, edited by C.Horak, IEEE, p.600.
- [9] L. Aphecetche *et al.*, Nucl. Instrum. Methods **A499**, 521 (2003).
- [10] M. Allen *et al.*, Nucl. Instrum. Methods **A499**, 549 (2003).
- [11] S.S. Adler *et al.*, Phys. Rev. Lett. **98**,172302 (2007).
- [12] G. David *et al.*, IEEE Trans.Nucl.Sci.47: 1982-1986, 2000.
- [13] Tables of data available at http://www.phenix.bnl.gov/phenix/WWW/info/data/ppg063_data.html
- [14] F. Aversa *et al.*, Nucl. Phys. **B327**, 105 (1989); *n.b.*, these authors wrote the computer code used for our calculations.
- [15] B. Jäger *et al.*, Phys. Rev. **D67**, 054005 (2003).
- [16] J. Pumplin *et al.*, J. High Energy Phys. **07**, 012 (2002).
- [17] B.A. Kniehl *et al.*, Nucl. Phys. **B597**, 337 (2001).
- [18] S.S. Adler *et al.*, Phys. Rev. **C74**, 024904 (2006).
- [19] W.W. MacKay *et al.*, Proceedings of the 2003 Particle Accelerator Conference, edited by J. Chew, P. Lucas and S. Webber, IEEE, p.1697.
- [20] O. Jinnouchi *et al.*, RHIC/CAD Accelerator Physics Note 171 (2004).
- [21] H. Okada *et al.*, Phys. Lett. **B638**, 450 (2006).
- [22] I. Nakagawa *et al.*, RHIC/CAD Accelerator Physics Note 275 (2007); O. Eysler *et al.*, RHIC/CAD Accelerator Physics Note 274 (2007).
- [23] Y. Fukao *et al.*, hep-ex/0610030; submitted to Phys. Lett. **B**.
- [24] PHENIX has measured parity-violating single helicity asymmetry A_L for each polarized beam, which was consistent with zero within statistical uncertainty, in all p_T bins [6, 13].
- [25] C. Adler *et al.*, Nucl. Instrum. Methods **A470**, 488 (2001).
- [26] A. Mukherjee *et al.*, Phys. Rev. **D72**, 034011 (2005).
- [27] B. Jäger *et al.*, Phys. Rev. **D67**, 054005 (2003); M. Glück *et al.*, Phys. Rev. **D63**, 094005 (2001).
- [28] G. Altarelli, G. Ross, Phys. Lett. **B212**, 391 (1988); G. Altarelli, W. J. Stirling, Part. World **1**, 40; R. D. Carlitz, J. C. Collins, A. H. Mueller, Phys. Lett. **B214**, 229 (1988).
- [29] EMC, J. Ashman *et al.*, Phys. Lett. **B206** 364 (1988), Nucl. Phys. **B328**, 1 (1989).
- [30] S.S. Adler *et al.*, Phys. Rev. **D74**, 072002 (2006).
- [31] M. Stratmann and W. Vogelsang, hep-ph/0702083; W. Vogelsang, private communication.
- [32] B. Adeva *et al.* (SMC), Phys. Rev. **D70**, 012002 (2004); E.S. Ageev *et al.* (COMPASS), Phys. Lett. **B633**, 25 (2006); A. Airapetian *et al.* (HERMES), Phys. Rev. Lett. **84**, 2584 (2000).