

Composition of the Pseudoscalar η and η' Mesons

C. E. Thomas*

*Rudolf Peierls Centre for Theoretical Physics, University of Oxford,
1 Keble Road, Oxford, OX1 3NP*

(Dated: Version 1.6 - 10 May 2007)

The composition of the η and η' mesons has long been a source of discussion and is of current interest with new experimental results appearing. We investigate what can be learnt from a number of different processes: $V \rightarrow P\gamma$ and $P \rightarrow V\gamma$ (V and P are light vector and pseudoscalar mesons respectively), $P \rightarrow \gamma\gamma$, $J/\psi, \psi' \rightarrow P\gamma$, $J/\psi, \psi' \rightarrow PV$, and $\chi_{c0,2} \rightarrow PP$. We are able to precisely constrain the $\eta - \eta'$ mixing angle and the different processes give a consistent value: $\phi \approx 42^\circ$. We also find that, while the data hints at a small gluonic component in the η' , this is more difficult to pin down precisely. In addition, we predict $BR(\psi' \rightarrow \eta'\gamma) \approx 1 \times 10^{-5}$ and $BR(\chi_{c0} \rightarrow \eta'\eta) = 2 \times 10^{-5} - 1 \times 10^{-4}$. We provide a method to test the mixing using $\chi_{c2} \rightarrow \eta\eta$, $\eta'\eta$ & $\eta'\eta'$ modes and make some general observations on $\chi_{c0,2}$ decays.

I. INTRODUCTION

Although the vector mesons are almost ideally mixed this is not the case for the light pseudoscalar mesons η and η' and there has long been uncertainty in their composition. Motivated by the recent papers on the glue content of the η' by KLOE[1] and Li et. al.[2], we set out to determine the gluonic composition and mixing angle from a range of different processes. While this work was under completion, an additional paper appeared by Escrivano & Nadal[3] which highlights the current interest in this topic. We will compare our results with these papers in later sections.

In this paper we will investigate what can be learnt phenomenologically about the η and η' mesons from a range of processes involving them. We will test whether these can be explained consistently using one mixing angle or whether any glue content is required. We use experimental data from the PDG Review 2006[4] as a basis and consider more recent data where it is available. We will discuss why we think that the analysis of the glue content of the η' by KLOE[1] is inconsistent and independently reach a similar conclusion to Escrivano & Nadal[3]. We highlight how the conclusions depend on the data and theoretical assumptions and clarify the logic to show where more theoretical control and experimental data is needed.

The physical η and η' wavefunction can be written in general as:

$$|\eta\rangle = X_\eta |n\bar{n}\rangle + Y_\eta |s\bar{s}\rangle + Z_\eta |G\rangle \quad (1)$$

$$|\eta'\rangle = X_{\eta'} |n\bar{n}\rangle + Y_{\eta'} |s\bar{s}\rangle + Z_{\eta'} |G\rangle \quad (2)$$

where $|G\rangle$ represents any intrinsic glue component in the wavefunctions, radially excited states and $|c\bar{c}\rangle$ components, and $|n\bar{n}\rangle \equiv \frac{1}{\sqrt{2}}(|u\bar{u}\rangle + |d\bar{d}\rangle)$.

If we assume that the η and η' mesons consist only of the lowest level $n\bar{n}$ and $s\bar{s}$ states we can parameterise the mixing in terms of one angle ϕ :

$$X_\eta = \cos \phi \quad Y_\eta = -\sin \phi \quad (3)$$

$$X_{\eta'} = \sin \phi \quad Y_{\eta'} = \cos \phi \quad (4)$$

Alternatively, allowing for some glue component in the η and η' , we can parameterise the mixing in terms of ϕ , ϕ_{G1} and ϕ_{G2} :

$$\begin{aligned} X_\eta &= \cos \phi \cos \phi_{G1} - \sin \phi \sin \phi_{G1} \sin \phi_{G2} \\ Y_\eta &= -\sin \phi \cos \phi_{G1} - \cos \phi \sin \phi_{G1} \sin \phi_{G2} \\ Z_\eta &= \sin \phi_{G1} \cos \phi_{G2} \\ X_{\eta'} &= \sin \phi \cos \phi_{G2} \end{aligned} \quad (5)$$

*E-mail: c.thomas1@physics.ox.ac.uk

$$\begin{aligned} Y_{\eta'} &= \cos \phi \cos \phi_{G2} \\ Z_{\eta'} &= \sin \phi_{G2} \end{aligned} \quad (6)$$

In this case we would expect another meson with $n\bar{n}$, $s\bar{s}$ and gluonic components. This meson has been identified in the literature as the $\iota = \eta(1405/1475)$ (see for example Refs. [2, 5, 6, 7]) or possibly the $\eta(1295)$ (see for example Ref. [8]).

The mixing reduces to a simpler form when we only allow glue in the η' :

$$X_\eta = \cos \phi \quad Y_\eta = -\sin \phi \quad Z_\eta = 0 \quad (7)$$

$$X_{\eta'} = \sin \phi \cos \phi_{G2} \quad Y_{\eta'} = \cos \phi \cos \phi_{G2} \quad Z_{\eta'} = \sin \phi_{G2} \quad (8)$$

In contrast, the vector mesons are almost ideally mixed, i.e. the ω is mostly $n\bar{n}$ and the ϕ is mostly $s\bar{s}$. We parametrise the mixing by an angle θ_V :

$$|\omega\rangle = \cos \theta_V |n\bar{n}\rangle - \sin \theta_V |s\bar{s}\rangle \quad (9)$$

$$|\phi\rangle = \sin \theta_V |n\bar{n}\rangle + \cos \theta_V |s\bar{s}\rangle \quad (10)$$

Ideal mixing corresponds to $\theta_V = 0$ and so we expect θ_V to be small. We do not expect this mixing to significantly change the results but will discuss this below.

Above we have used the quark basis to describe the mixing. Another basis used in the literature is the singlet-octet basis:

$$\eta_8 \equiv \frac{1}{\sqrt{6}} (|u\bar{u}\rangle + |d\bar{d}\rangle - 2|s\bar{s}\rangle) \quad (11)$$

$$\eta_1 \equiv \frac{1}{\sqrt{3}} (|u\bar{u}\rangle + |d\bar{d}\rangle + |s\bar{s}\rangle) \quad (12)$$

The η and η' mixing is then parameterised by angle $\theta_p = \phi - \arctan \sqrt{2}$:

$$|\eta\rangle = \cos \theta_p |\eta_8\rangle - \sin \theta_p |\eta_1\rangle \quad (13)$$

$$|\eta'\rangle = \sin \theta_p |\eta_8\rangle + \cos \theta_p |\eta_1\rangle \quad (14)$$

In this work we will consistently use the quark mixing basis rather than the singlet-octet mixing basis. It has been shown in the literature (see for example Refs. [9, 10, 11, 12, 13]) that for some processes two mixing angles are required in singlet-octet basis but only one is required in the quark basis (in particular $\pi, \eta, \eta' \rightarrow \gamma\gamma$). This is expected if the quark basis is the relevant basis with different decay constants for strange and non-strange quarks. If this is transformed to the singlet-octet basis there is not a simple parametrisation in terms of singlet and octet decay constants and one angle: it appears that two mixing angles are required to describe the data. In addition, the determination of mixing angle is more consistent in the quark basis and the quark basis provides a clear physical interpretation and extension to excited states.

Throughout this work we will assume that there is no isospin violation ($m_d = m_u$ and there is no isosinglet - isotriplet mixing in either the vector or pseudoscalar mesons). Isospin symmetry breaking was found to be small by Kroll [14, 15].

The composition of the η and η' mesons has been studied in many places in the literature. We give specific references in the following sections, for now we note that Rosner[5], Gilman & Kauffman[16], Ball et. al.[17] and Feldmann et. al.[9, 10] have reviewed and studied this puzzle with a number of different processes.

The mixing angle ϕ has been determined in many places in the literature using different modes and under different assumptions. These range from $\approx 33^\circ$ to $\approx 42^\circ$. For example: 34.7° to 37.7° [17], $39.3 \pm 1.0^\circ$ [9], $39.8 \pm 1.8^\circ$ [18], $37.7 \pm 2.4^\circ$ [19], $32.7 \pm 1^\circ$ [20], $39.0 \pm 1.7^\circ$ and $40.8 \pm 0.9^\circ$ [12], $41.8 \pm 1.2^\circ$ and $41.5 \pm 1.2^\circ$ [13], $41.5 \pm 2.2^\circ$ and $41.2 \pm 1.1^\circ$ [14], 38.6° [21], and $38.0 \pm 1.0 \pm 2.0^\circ$ [22]. These tend to favour a mixing angle of $\approx 40^\circ$ while leaving uncertainty on precision and error.

Our approach is first to make the conservative assumption that η and η' only consist of ground state light quarks and test whether this is consistent with the data. We will then investigate whether any glue is allowed or required by the data.

We start in Section II with the radiative decays of light mesons and continue with the decays of light pseudoscalar mesons to two photons in Section III. We then discuss decays of the J/ψ and ψ' : the radiative decays in to light pseudoscalar mesons in Section IV and the strong decays in to a vector and a pseudoscalar meson in Section V. We discuss the strong decays of the χ_{c0} and χ_{c2} in to light pseudoscalars in Section VI. We close with conclusions and general remarks in Section VII.

II. RADIATIVE DECAYS OF LIGHT MESONS

One window on the composition of the η and η' are the radiative (magnetic dipole) decays of light vector and pseudoscalar mesons. There are many studies of these decays in the literature (for example in Refs. [23],[5],[16],[17],[9, 10],[11, 12, 13],[19],[24],[14, 15],[1]). The most recent study by Escribano & Nadal[3] appeared while this work was under completion.

We study these decays using a quark model where the matrix elements of a transition $X \rightarrow Y\gamma$ are given by:

$$M(X \rightarrow Y\gamma) = \langle Y | \sum_{i=1}^2 \mu_{qi} e_{qi} \sigma_i \cdot \epsilon | X \rangle \quad (15)$$

where μ_{qi} is the effective magnetic moment of the quark ($\mu_u = \mu_d$) *after its relative charge has been removed*, e_{qi} is its charge, σ_i are the Pauli matrices and ϵ is the polarisation of the photon emitted. Following Bramon et. al.[19] and Escribano and Nadal[3] we introduce parameters C_X to account for different wavefunction overlaps: C_s for $\langle s\bar{s}|s\bar{s} \rangle$, C_q for $\langle n\bar{n}|u\bar{u} \rangle = \langle n\bar{n}|d\bar{d} \rangle$, C_π for $\langle \pi|u\bar{u} \rangle = -\langle \pi|d\bar{d} \rangle$ and C_K for $\langle K|K^* \rangle$. We only consider ratios of branching fractions and so set $C_\pi = 1$ and we consider the kaon modes separately and so do not require C_K explicitly.

The decay rate is then:

$$\Gamma \propto S|A|^2|\mathbf{p}|^3 \quad (16)$$

where $|\mathbf{p}|$ is the recoil momentum of the final state meson in the rest frame of the initial meson, S is a spin factor (1 for vector to pseudoscalar transitions and 3 for pseudoscalar to vector transitions), and A is the matrix element with the momentum factors removed:

$$\begin{aligned} A(\phi \rightarrow \pi^0 \gamma) &\propto \frac{1}{2} C_\pi \mu_d \sin \theta_V \\ A(\phi \rightarrow \eta \gamma) &\propto \frac{1}{3} C_s \mu_s Y_\eta \cos \theta_V - \frac{1}{6} C_q X_\eta \sin \theta_V \\ A(\phi \rightarrow \eta' \gamma) &\propto \frac{1}{3} C_s \mu_s Y_{\eta'} \cos \theta_V - \frac{1}{6} C_q X_{\eta'} \sin \theta_V \\ A(\omega \rightarrow \pi^0 \gamma) &\propto \frac{1}{2} C_\pi \mu_d \cos \theta_V \\ A(\omega \rightarrow \eta \gamma) &\propto -\frac{1}{6} C_q \mu_d X_\eta \cos \theta_V + \frac{1}{3} C_s \mu_s Y_\eta \sin \theta_V \\ A(\rho^0 \rightarrow \pi^0 \gamma) &\propto -\frac{1}{6} C_\pi \mu_d \\ A(\rho^0 \rightarrow \eta \gamma) &\propto \frac{1}{2} C_q \mu_d X_\eta \\ A(\eta' \rightarrow \rho^0 \gamma) &\propto \frac{1}{2} C_q \mu_d X_{\eta'} \\ A(\eta' \rightarrow \omega \gamma) &\propto -\frac{1}{6} C_q \mu_d X_{\eta'} \cos \theta_V + \frac{1}{3} C_s \mu_s Y_{\eta'} \sin \theta_V \\ A(K^{0*} \rightarrow K^0 \gamma) &\propto \frac{1}{6} C_K (\mu_s + \mu_d) \\ A(K^{+*} \rightarrow K^+ \gamma) &\propto \frac{1}{6} C_K (\mu_s - 2\mu_d) \end{aligned} \quad (17)$$

Experimental data are given in Table I. KLOE[1] have measured the ratio $\Gamma(\phi \rightarrow \eta' \gamma)/\Gamma(\phi \rightarrow \eta \gamma)$ with a smaller uncertainty than the current world average. This can then be used with the PDG Review 2006 value for $\Gamma(\phi \rightarrow \eta \gamma)$ to obtain a more accurate $BR(\phi \rightarrow \eta' \gamma)$ consistent with the PDG value but with a smaller uncertainty. They calculate $BR(\phi \rightarrow \eta' \gamma) = (6.20 \pm 0.27) \times 10^{-5}$ (the uncertainty excludes that from $BR(\phi \rightarrow \eta \gamma)$) compared to the PDG value of $(6.2 \pm 0.7) \times 10^{-5}$.

There is also recent data from SND[25] which is not included in the PDG Review 2006. This data is not by itself more constraining than the current world average. We do not expect it to significantly improve the mixing parameter determinations, at least until it is included in the average, and so we will briefly mention the effect of these results later.

Mode	$\tilde{\Gamma} \equiv \Gamma/ \mathbf{p} ^3$
$\phi \rightarrow \pi^0 \gamma$	$(4.24 \pm 0.24) \times 10^{-11}$
$\phi \rightarrow \eta \gamma$	$(1.159 \pm 0.025) \times 10^{-9}$
$\phi \rightarrow \eta' \gamma$	$(1.22 \pm 0.14) \times 10^{-9}$
$\omega \rightarrow \pi^0 \gamma$	$(1.377 \pm 0.041) \times 10^{-8}$
$\omega \rightarrow \eta \gamma$	$(5.20 \pm 0.53) \times 10^{-10}$
$\rho^0 \rightarrow \pi^0 \gamma$	$(1.69 \pm 0.23) \times 10^{-9}$
$\rho^0 \rightarrow \eta \gamma$	$(6.04 \pm 0.62) \times 10^{-9}$
$\eta' \rightarrow \rho^0 \gamma$	$(1.33 \pm 0.11) \times 10^{-8}$
$\eta' \rightarrow \omega \gamma$	$(1.53 \pm 0.20) \times 10^{-9}$
$K^{*0} \rightarrow K^0 \gamma$	$(4.06 \pm 0.36) \times 10^{-9}$
$K^{*+} \rightarrow K^+ \gamma$	$(1.69 \pm 0.15) \times 10^{-9}$
$\phi \rightarrow \eta' \gamma$	$(1.22 \pm 0.06) \times 10^{-9}[1]$
$\phi \rightarrow \eta \gamma$	$(1.21 \pm 0.04) \times 10^{-9}[25]$
$\omega \rightarrow \eta \gamma$	$(4.91 \pm 0.51) \times 10^{-10}[25]$
$\rho^0 \rightarrow \eta \gamma$	$(4.91 \pm 0.53) \times 10^{-9}[25]$

TABLE I: Experimental reduced partial widths ($\Gamma/|\mathbf{p}|^3$) for radiative transitions of light vector and pseudoscalar mesons. (From the PDG Review 2006[4] unless otherwise stated.)

A. The Magnetic Moment Ratio μ_s/μ_d

To calculate the partial widths we require the effective ratio of magnetic moments μ_s/μ_d which we obtain from the radiative decays of the charged and neutral vector kaons. This gives $\mu_s/\mu_d = 0.82 \pm 0.05$. This value is consistent with the 0.805 obtained by Gilman and Kauffman[16].

The magnetic moments are inversely proportional to the (constituent) quark masses. Our value is consistent with the effective mass ratio $\bar{m}/m_s = 0.81 \pm 0.05$ found in Ref. [19] and used by KLOE in Ref. [1]. It is interesting that Feldman et. al.[9] (Equ. 3.12) obtain an effective value of $\mu_s/\mu_d = 0.81$ using decay constants which is also consistent with our result.

We obtain a consistent result, ≈ 0.77 , if we use the ϕ and ω meson masses. If we take $m_d = m_u = 350\text{MeV}$ and $m_s = 500\text{MeV}$ we obtain $\mu_s/\mu_d \approx 0.7$. Karliner & Lipkin [26] consider baryon and meson masses and get $\mu_s/\mu_d \approx 0.62 - 0.65$ for baryons and $\mu_s/\mu_d \approx 0.56 - 0.63$ for mesons, significantly smaller than ours. If we set $\mu_s/\mu_d = 0.63$ we obtain $\tilde{\Gamma}(K^{*0} \rightarrow K^0 \gamma)/\tilde{\Gamma}(K^{*+} \rightarrow K^+ \gamma) = 1.4$, significantly smaller than the experimental ratio of $2.4 \pm 0.3[4]$. This might be expected: the strange-nonstrange effective mass ratio relevant for hadron masses is different from the effective magnetic moment ratio (effective mass ratio) which measures the relative couplings of strange/nonstrange quarks to a photon in a magnetic dipole transition.

We will take $\mu_s/\mu_d = 0.82 \pm 0.05$ from here onward.

B. Results

Because of the lightness and ambiguous constitution of the pion, we choose first not to use pionic modes to determine the mixing parameters, but we shall return to this point later.

Before we fit the data, we investigate what we can learn from different ratios of branching ratios and give the results in Table II. We first choose ratios where the C_X factors cancel. The differences between (1) and (2) show that vector meson mixing produces a systematic change in the angle extracted but is not very significant. The ratio $\rho^0 \rightarrow \pi^0 \gamma / \omega \rightarrow \pi^0 \gamma$ is 0.122 ± 0.017 which is consistent with the predicted value of $1/9$ for ideal vector meson mixing.

When we allow the η' to have some gluonic component the data is consistent with no glue in the η' . An estimate of the error due to ignoring vector meson mixing can be obtained by comparing the two sets of modes in (3). These results are consistent and show that, although the mixing angle extracted is not very sensitive to any vector meson mixing, the gluonic component of the η' is more so.

If we allow gluonium mixing in both the η and the η' , we can not extract the mixing angles without making an

	Assumptions	Modes	Mixing Parameters
(1)	No gluonium	$\frac{\eta' \rightarrow \rho \gamma}{\rho \rightarrow \eta \gamma}$	$\phi = (40.6 \pm 1.9)^\circ$
(2)	No gluonium & $\theta_V = 0$	$\frac{\eta' \rightarrow \omega \gamma}{\omega \rightarrow \eta \gamma}$	$\phi = (45 \pm 2)^\circ$
		$\frac{\phi \rightarrow \eta \gamma}{\phi \rightarrow \eta' \gamma}$	$\phi = (44.2 \pm 1.7)^\circ$
			(K) $\phi = 44.2^\circ \pm 0.7^\circ$
(3)	Only glue in η' & $\theta_V = 0$	$\frac{\eta' \rightarrow \omega \gamma}{\omega \rightarrow \eta \gamma}$ and $\frac{\phi \rightarrow \eta \gamma}{\phi \rightarrow \eta' \gamma}$	$\phi = 44.5^\circ$
			$\cos \phi_{G2} = 1.009 \pm 0.051$
			(K) $\phi = 44.5^\circ$
		$\frac{\eta' \rightarrow \rho \gamma}{\rho \rightarrow \eta \gamma}$ and $\frac{\phi \rightarrow \eta \gamma}{\phi \rightarrow \eta' \gamma}$	$\cos \phi_{G2} = 1.009 \pm 0.043$
			$\phi = 42.4^\circ$
(4)	$C_s = C_q$ & $\theta_V = 0$	$\frac{\eta' \rightarrow \rho^0 \gamma}{\phi \rightarrow \eta' \gamma}$	$\cos \phi_{G2} = 0.938 \pm 0.04$
			(K) $\phi = 42.4^\circ$
		$\frac{\eta' \rightarrow \omega \gamma}{\phi \rightarrow \eta' \gamma}$	$\cos \phi_{G2} = 0.938 \pm 0.03$
			(K) $\phi = 42.4^\circ$
(5)	$C_s = C_q$ & Only glue in η' & $\theta_V = 0$	$\frac{\eta' \rightarrow \rho^0 \gamma}{\phi \rightarrow \eta' \gamma}$	$\phi = (46.3 \pm 2.0)^\circ$
			(K) $\phi = (46.3 \pm 1.4)^\circ$
		$\frac{\eta' \rightarrow \omega \gamma}{\phi \rightarrow \eta' \gamma}$	$\phi = (46.8 \pm 2.5)^\circ$
			(K) $\phi = (46.8 \pm 2.0)^\circ$
(5)	$C_s = C_q$ & Only glue in η' & $\theta_V = 0$	$\frac{\phi \rightarrow \eta \gamma}{\rho^0 \rightarrow \eta \gamma}$	$\phi = (38.6 \pm 1.5)^\circ$
		$\frac{\phi \rightarrow \eta \gamma}{\omega \rightarrow \eta \gamma}$	$\phi = (42.2 \pm 1.5)^\circ$

TABLE II: Extracting mixing parameters from ratios of branching ratios. (K) indicates that the new KLOE result[1] has been used.

assumption about C_s and C_q : there are at least four free parameters and only three independent ratios.

We now assume that $C_q = C_s$ which is consistent with the results of Bramon et. al.[19] where they find that $C_s = 0.89 \pm 0.07$ and $C_q = 0.91 \pm 0.05$. We also assume no vector meson mixing, consistent with the above results. We can then extract the mixing angle where any possible gluonic mixing cancels as shown in Table II (4) and from other modes if we only allow the η' to have a gluonic component (5). There is reasonable agreement between these four different determinations, but they do not all agree within the experimental uncertainties. The new KLOE data decreases the experimental uncertainty and so increases the significance of this discrepancy. The η ratios produce a systematically lower angle than the η' ratios. This should not be due to gluonic mixing of the η' because we have chosen ratios where this cancels but could be because of different wavefunction overlaps or due to form factors.

We now perform fits to the data and give the results in Table III. We first fit with no gluonic mixing (i.e. one mixing angle ϕ and one overall normalisation) and $C_q = C_s$. The fit is not very good reflecting the discrepancy in the ratios seen above. If we use the new KLOE result we get a significantly worse fit because of the smaller experimental uncertainty, and a large mixing angle.

We then repeat the fit keeping $C_q = C_s$ but allowing some glue in the η' . With both sets of data the fit has improved slightly, but not significantly given that an additional parameter has been included. The mixing angle has not changed significantly and $\cos \phi_{G2}$ is consistent with unity. Then we do not allow any gluonic component but relax the constraint that $C_q = C_s$. For the first time, we get a reasonable fit which shows the significance of the wavefunction overlaps. The mixing angle has not been affected significantly by relaxing the constraint. Finally, we relax both constraints and do not get a significantly better fit. We again find that $\cos \phi_{G2}$ is consistent with unity.

We consider vector meson mixing and take $\theta_V = 3.4^\circ$ from Refs. [1, 19] (compatible with a simple determination from the ratio $\phi \rightarrow \pi^0 \gamma$ to $\omega \rightarrow \pi^0 \gamma$ giving $\theta_V = 3.2^\circ \pm 0.1^\circ$). The results of the fits are shown in Table III. The same pattern as when we ignored vector meson mixing is observed. The mixing angle ϕ is systematically a few degrees lower. The fits for $C_s = C_q$ are poor and the fits for $C_s \neq C_q$ are good and slightly better with vector meson mixing included. We again find results consistent with no glue in the η' .

To further check the effect of vector meson mixing, we vary θ_V from 2° to 4° and require $\cos \phi_{G1} = 1$ and $C_s = C_q$. The mixing angle and goodness of fit is not significantly affected by these changes, which show that our results are not sensitive to the exact vector meson mixing angle.

In all the cases considered the results are consistent with the η' having no gluonic constituent and the wave function overlaps play a significant role. The best fit is obtained with $\theta_V = 3.4^\circ$ and $\cos \phi_{G2} \equiv 1$: $\phi = (41.3 \pm 0.8)^\circ$

$\theta_V/^\circ$	$\phi/^\circ$	$\cos \phi_{G2}$	C_s/C_q	$\chi^2/(\text{d.o.f.})$
0	41.5 ± 1.5	$(\equiv 1)$	$(\equiv 1)$	11/4
0	42.7 ± 1.8	1.03 ± 0.06	$(\equiv 1)$	10/3
0	43.5 ± 1.1	$(\equiv 1)$	0.92 ± 0.03	3.4/3
0	43.6 ± 1.4	0.98 ± 0.05	0.91 ± 0.04	3.1/2
3.4	39.8 ± 1.5	$(\equiv 1)$	$(\equiv 1)$	11/4
3.4	40.0 ± 1.9	1.02 ± 0.07	$(\equiv 1)$	11/3
3.4	41.3 ± 0.8	$(\equiv 1)$	0.90 ± 0.02	1.9/3
3.4	41.3 ± 0.9	0.98 ± 0.03	0.89 ± 0.03	1.4/2
2	40.0 ± 1.5	$(\equiv 1)$	$(\equiv 1)$	11/4
4	39.4 ± 1.6	$(\equiv 1)$	$(\equiv 1)$	12/4
Including new KLOE result:				
0	45.2 ± 1.5	$(\equiv 1)$	$(\equiv 1)$	20/4
0	43.2 ± 2.0	0.99 ± 0.07	$(\equiv 1)$	14/3
0	44.0 ± 0.7	$(\equiv 1)$	0.91 ± 0.03	3.7/3
0	43.6 ± 1.0	0.98 ± 0.03	0.91 ± 0.03	3.1/2
3.4	41.1 ± 1.2	$(\equiv 1)$	$(\equiv 1)$	16/4
3.4	41.2 ± 2.1	0.99 ± 0.07	$(\equiv 1)$	16/3
3.4	41.7 ± 0.5	$(\equiv 1)$	0.90 ± 0.02	2/3
3.4	41.3 ± 0.7	0.98 ± 0.02	0.89 ± 0.02	1.4/2

TABLE III: Fits to the data without a form factor

and $C_s/C_q = 0.90 \pm 0.02$ (or $\phi = (41.7 \pm 0.5)^\circ$ and $C_s/C_q = 0.90 \pm 0.02$ if the new KLOE result is included). The effect of vector meson mixing does not alter our conclusions and systematically shifts the mixing angle slightly. The new KLOE data decreases the experimental uncertainty and does not significantly change the results.

The recent SND results taken together with that from KLOE are also consistent with no glue in the η' and there is no significant change in the results. Performing a fit with $\theta_V = 3.4^\circ$ and $\cos \phi_{G2} \equiv 1$ gives $\phi = (42.6 \pm 0.5)^\circ$ and $C_s/C_q = 0.93 \pm 0.02$ with $\chi^2/(\text{d.o.f.}) = 1.3/3$.

C. Form Factors

For inclusive processes there is a momentum dependent penalty. We investigate the effect of this by using phenomenological Gaussians as from simple harmonic oscillator wave functions, e.g. Ref. [27]. This adds an additional momentum dependent factor to the rate Γ of:

$$\exp(-|\mathbf{p}|^2/(8\beta^2)). \quad (18)$$

Godfrey and Isgur[27] take $\beta = 400\text{MeV}$ while Ref. [28] find $\beta = 344\text{MeV}$ for $n\bar{n}$ and $\beta = 426\text{MeV}$ for $s\bar{s}$. We use a few different values of β to check the sensitivity to this parameter (300MeV, 400MeV, 500MeV).

We fit the data as before and give the results in Table IV. Again the fits are not very good if we require that $C_s = C_q$. However, now the fits slightly favour $\cos \phi_{G2} \neq 1$. The significance of this increases for smaller β and with the new KLOE result. It is difficult to tell whether this is some artifact of the form factor or the low number of degrees of freedom, particularly because it gets more significant for small β . This gives an indication of the theoretical uncertainty due to the detailed dynamics.

For comparison, fitting the recent SND results taken together with that from KLOE ($\theta_V = 3.4^\circ$ and $\beta = 400\text{MeV}$) gives $\phi = (43.1 \pm 0.7)^\circ$, $\cos \phi_{G2} = 0.97 \pm 0.02$ and $C_s/C_q = 0.94 \pm 0.02$ with $\chi^2/(\text{d.o.f.}) = 1.3/2$. There is no significant change in the mixing angle but ϕ_{G2} is sensitive to the experimental data as well as the form factor.

β/MeV	$\phi/^\circ$	$\cos \phi_{G2}$	C_s/C_q	$\chi^2/(\text{d.o.f.})$
No form factor	39.8 ± 1.5	$(\equiv 1)$	$(\equiv 1)$	11/4
No form factor	40.0 ± 1.9	1.02 ± 0.07	$(\equiv 1)$	11/3
No form factor	41.3 ± 0.8	$(\equiv 1)$	0.90 ± 0.02	1.8/3
No form factor	41.3 ± 0.9	0.98 ± 0.03	0.89 ± 0.03	1.4/2
300	40.9 ± 1.4	$(\equiv 1)$	$(\equiv 1)$	10/4
300	41.4 ± 1.5	0.96 ± 0.05	$(\equiv 1)$	7/3
300	42.4 ± 1.4	$(\equiv 1)$	0.95 ± 0.04	6/3
300	42.5 ± 0.9	0.93 ± 0.03	0.91 ± 0.03	1.3/2
400	40.0 ± 1.4	$(\equiv 1)$	$(\equiv 1)$	10/4
400	40.8 ± 1.7	0.99 ± 0.06	$(\equiv 1)$	9/3
400	41.9 ± 1.1	$(\equiv 1)$	0.93 ± 0.03	4/3
400	42.0 ± 0.9	0.95 ± 0.03	0.90 ± 0.03	1.3/2
500	40.5 ± 1.4	$(\equiv 1)$	$(\equiv 1)$	9/4
500	40.5 ± 1.7	1.00 ± 0.06	$(\equiv 1)$	9/3
500	41.7 ± 1.0	$(\equiv 1)$	0.92 ± 0.03	3/3
500	41.8 ± 0.9	0.96 ± 0.03	0.90 ± 0.03	1.4/2
Including new KLOE result:				
No form factor	41.1 ± 1.2	$(\equiv 1)$	$(\equiv 1)$	16/4
No form factor	41.1 ± 2.1	0.99 ± 0.07	$(\equiv 1)$	16/3
No form factor	41.7 ± 0.5	$(\equiv 1)$	0.90 ± 0.02	2/3
No form factor	41.3 ± 0.7	0.98 ± 0.02	0.89 ± 0.02	1.4/2
300	43.7 ± 1.2	$(\equiv 1)$	$(\equiv 1)$	15/4
300	42.2 ± 1.7	0.93 ± 0.05	$(\equiv 1)$	11/3
300	43.8 ± 1.0	$(\equiv 1)$	0.93 ± 0.04	9/3
300	42.4 ± 0.6	0.93 ± 0.02	0.91 ± 0.02	1.3/2
400	42.7 ± 1.2	$(\equiv 1)$	$(\equiv 1)$	15/4
400	41.7 ± 1.9	0.95 ± 0.06	$(\equiv 1)$	13/3
400	42.8 ± 0.8	$(\equiv 1)$	0.91 ± 0.03	5/3
400	41.9 ± 0.7	0.95 ± 0.02	0.91 ± 0.02	1.3/2
500	41.9 ± 1.2	$(\equiv 1)$	$(\equiv 1)$	15/4
500	41.5 ± 2.0	0.96 ± 0.07	$(\equiv 1)$	14/3
500	42.4 ± 0.7	$(\equiv 1)$	0.91 ± 0.03	4/3
500	41.7 ± 0.7	0.96 ± 0.02	0.90 ± 0.02	1.4/2

TABLE IV: Fits to the data when a form factor is included. ($\theta_V = 3.4^\circ$)

D. Pion Modes

So far we have not discussed the pion modes and so have not been able to normalise both the η and η' mixing parameters. Note that we can't simultaneously determine the glue content of the η and the η' without taking C_π as an input. With the assumption that $C_\pi = C_q$ we can normalise to the $\omega \rightarrow \pi^0 \gamma$ mode and hence extract the gluonic mixing. Note that this mode has the largest recoil momentum of any of the modes we consider and so, for any form factor that decreases with increasing recoil momentum, this mode will be suppressed the most. The apparent gluonic contribution will therefore be larger if we use such a form factor.

We consider ratios of the η and η' decay modes with $\omega \rightarrow \pi^0 \gamma$ and then use $|Z_{\eta/\eta'}|^2 = 1 - |X_{\eta/\eta'}|^2 - |Y_{\eta/\eta'}|^2$ to extract the glue content of the mesons. With ideal vector meson mixing, $C_s = C_q = C_\pi$ and no form factor we obtain: $Z_\eta = 0.586 \pm 0.016$ and $Z_{\eta'} = 0.62 \pm 0.02$ which translate to $\phi_{G1} = (48 \pm 2)^\circ$ and $\phi_{G2} = (38 \pm 2)^\circ$.

These results appear to suggest that both the η and the η' have significant gluonic contributions. However, we should not trust these determinations based on $C_\pi = C_q$ because of the pion's lightness and ambiguous constitution. Bramon et. al.[19] and Escribano & Nadal[3] both find that C_s and C_q are not consistent with C_π .

	$\phi/^\circ$	$\cos \phi_{G2}$	C_s/C_q	$\chi^2/(\text{d.o.f.})$
No form factor	41.3 ± 0.8	$(\equiv)1$	0.90 ± 0.02	1.8/3
	41.3 ± 0.9	0.98 ± 0.03	0.89 ± 0.03	1.4/2
$\beta = 400\text{MeV}$	41.9 ± 1.1	$(\equiv)1$	0.93 ± 0.03	4/3
	42.0 ± 0.9	0.95 ± 0.03	0.90 ± 0.03	1.3/2
No form factor, new KLOE result	41.7 ± 0.5	$(\equiv)1$	0.90 ± 0.02	2/3
	41.3 ± 0.7	0.98 ± 0.02	0.89 ± 0.02	1.4/2
$\beta = 400\text{MeV}$	42.8 ± 0.8	$(\equiv)1$	0.91 ± 0.03	5/3
	41.9 ± 0.7	0.95 ± 0.02	0.91 ± 0.02	1.3/2

TABLE V: Summary of radiative decay results. ($\theta_V = 3.4^\circ$)

E. Summary and Comparisons

A summary of the results is shown in Table V.

From these decays we have found that the exact value of the η and η' mixing angle varies depending on which approach is used but that this variation is small. We found that the vector meson mixing has a small effect on ϕ and increases the goodness of the fit but the results are not very sensitive to the exact value of ϕ_V . In general, the new KLOE and recent SND results give a mixing angle with smaller uncertainty but do not significantly change the results.

The mixing of gluonium in the η or η' is less clear. If we assume that only the η' has a gluonic component, our results are consistent with no gluonic component of the η' if we do not include a form factor. However, if we do include a form factor the fits slightly favour a small gluonic component in the η' . This gets more significant when we increase β and use the new KLOE result. If $\beta = 400\text{MeV}$ we get $\phi_{G2} = (18_{-7}^{+5})^\circ$, or $\phi_{G2} = (18 \pm 4)^\circ$ if we include the new KLOE result. The conclusion as to whether there is any gluonic component in the η' depends sensitively on the exclusive dynamics summarised by the form factor.

In their recent paper, KLOE[1] obtained $\phi = 39.8^\circ \pm 0.8^\circ$ (no glueball mixing) and $\phi = 41.5_{0.7}^{+0.6}$ (glueball mixing), which are consistent with our results. They also estimated the gluonium fractional content of the η' mesons as $|\sin^2 \phi_{G2}| = 0.14 \pm 0.04$. This gives $\phi_{G2} = 22^\circ \pm 3^\circ$, a value compatible with ours when a form factor is included ($\beta = 400\text{MeV}$). They obtain this result without using a form factor. We do not think that their method is consistent: they use different wavefunction overlap parameters C_s and C_q from Bramon et. al.[19] where no glueball mixing was assumed and then go on to determine the gluonic component of the η' .

The recent paper by Escribano & Nadal[3] also comments on the inconsistency in KLOE's approach. They follow Bramon et. al.[19] in introducing the different parameters for the wavefunction overlaps. They get a bad fit when all these parameters are equal, as we did, and a good fit when these parameters are allowed to vary. If they don't allow for a gluonium component in the η' , they obtain $\phi = 41.5^\circ \pm 1.2^\circ$, $\theta_V = 3.2^\circ \pm 0.1^\circ$ and $\mu_s/\mu_d = 0.81 \pm 0.05$, values compatible with ours. They find that $C_q/C_\pi = 0.86 \pm 0.03$ and $C_s/C_\pi = 0.78 \pm 0.05$; these are not consistent with $C_s = C_q$ and give $C_s/C_q = 0.91$, consistent with the values we found. The results show how the different wavefunction overlaps are now significant: previously Bramon et. al.[19] found that $C_q = 0.91 \pm 0.05$ and $C_s = 0.89 \pm 0.07$ which are consistent with being equal whereas with the current experimental data this is not the case. When they allow gluonic mixing they find that $\phi = (41.4 \pm 1.3)^\circ$ and $|\phi_{G2}| = (12 \pm 13)^\circ$ consistent with no gluonic mixing and our results.

Although we have referred to the other constituent(s) of the η' as being gluonic, they could equally well be anything invisible or suppressed in radiative decays such as a gluonic component, radially excited states or heavier quarks (e.g. $c\bar{c}$). For example, using harmonic oscillator wave functions, the $n \neq 1$ to $n = 1$ transitions are suppressed by $> 10^{-3}$ and hence the radially excited state contributions will be invisible to radiative decays.

III. DECAYS IN TO TWO PHOTONS: $\pi^0, \eta, \eta' \rightarrow \gamma\gamma$

Another set of modes that can be used to probe the structure of the η and η' are the decays of the light pseudoscalar mesons in to two photons. There are many studies of these decays in the literature (for example in Refs. [5],[16],[17],[9, 10],[18],[11, 12, 13],[29],[14, 15],[21],[30],[22]).

	f_s/f_d	$\phi/^\circ$
η'/η	1.21 ± 0.07	38.3 ± 1.8
	1	35.7 ± 1.6
	1.5	40.8 ± 1.7
η/π^0	1.21 ± 0.07	41.3 ± 2.0
	1	39.1 ± 1.8
	1.5	43.4 ± 1.9
η'/π^0	1.21 ± 0.07	33.8 ± 4.0
	1	30.3 ± 3.8
	1.5	36.8 ± 4.0

TABLE VI: Mixing angle determinations

These decays can be parametrised in terms of a dimensionless couplings $g_{P\gamma\gamma}$:

$$\Gamma(P \rightarrow \gamma\gamma) = \frac{g_{P\gamma\gamma}^2 M_P}{32\pi} \quad (19)$$

where M_P is the mass of the pseudoscalar meson P .

We use the PDG Review 2006[4] to calculate these couplings:

- $g_{\pi\gamma\gamma} = (2.402 \pm 0.086) \times 10^{-3}$
- $g_{\eta\gamma\gamma} = (9.70 \pm 0.26) \times 10^{-3}$
- $g_{\eta'\gamma\gamma} = (2.13 \pm 0.11) \times 10^{-2}$

We can write these couplings in terms of decay constants:

$$g_{\pi^0\gamma\gamma} = \frac{\alpha M_{\pi^0}}{\pi\sqrt{2}} \frac{1}{f_q} \quad (20)$$

$$g_{\eta\gamma\gamma} = \frac{\alpha M_\eta}{\pi\sqrt{2}} \frac{1}{3} \left(\frac{5}{f_q} \cos \phi - \frac{\sqrt{2}}{f_s} \sin \phi \right) \quad (21)$$

$$g_{\eta'\gamma\gamma} = \frac{\alpha M_{\eta'}}{\pi\sqrt{2}} \frac{1}{3} \left(\frac{5}{f_q} \sin \phi + \frac{\sqrt{2}}{f_s} \cos \phi \right) \quad (22)$$

$$(23)$$

where f_q is the non-strange decay constant, f_s is the strange constant and $f_\pi = \sqrt{2}f_q$.

From the expression for $g_{\pi^0\gamma\gamma}$ we extract $f_\pi = 131 \pm 5 \text{ MeV}$. This is consistent with $f_{\pi^0} = f_{\pi^+} = 130.7 \pm 0.4 \text{ MeV}$ given in the PDG Review 2006[4].

In the quark model, $f_s/f_d = \mu_d/\mu_s$ and, using the results of Section II A, this is equal to 1.22 ± 0.07 . This value is consistent with the 1.23 ± 0.05 found by Feldman et. al.[9], the 1.20 ± 0.10 found by Cao & Signal[18] and the 1.16 ± 0.09 found by Huang and Wu[22] but is smaller than the 1.51 ± 0.08 found by Escrivano & Frere[12].

Assuming that there is no gluonic mixing, we extract the mixing angle ϕ from the η'/η , η/π^0 and η'/π^0 ratios. To assess the robustness of our results, we also extract the mixing angle when $f_s/f_d = 1$ and $f_s/f_d = 1.5$ as shown in Table VI. Following our comment above that we should not necessarily trust the pionic modes, we extract a mixing angle of $\phi = 38.3 \pm 1.8$ from the η'/η ratio (the uncertainty includes that from f_s/f_d). This is slightly smaller than the value extracted from radiative decays.

If we include the pion mode, the mixing angles extracted from the η/π^0 and η'/π^0 show some tension: the angle obtained from the η'/π^0 ratio is lower than that obtained from η/π^0 , although there is a large experimental uncertainty. If we take this discrepancy seriously, assume that the η has no gluonic component and take $\phi = 41.3^\circ \pm 2.0^\circ$ (from η/π^0 and compatible with that obtained from radiative decays) we obtain $\cos \phi_{G2} = 0.90 \pm 0.06$ ($\phi_{G2} = (26_{-10}^{+7})^\circ$). This is consistent with the values obtained from radiative decays and hints at a small gluonic component. However, the significance isn't very great and we can't exclude a form factor effect and/or effect related to the lightness of the pion. Again, although we have referred to this as a gluonic component, it could actually be any component that has suppressed decays in to two photons.

IV. RADIATIVE DECAYS OF J/ψ AND $\psi' \rightarrow \gamma\eta/\eta'/\pi^0$

We now turn to the decays of charmonium and begin with the radiative decay of the vectors J/ψ and $\psi' \equiv \psi(3686)$ to light pseudoscalar mesons. These decays have been studied many times in the literature (for example in Refs. [16],[7],[31],[17],[9, 10],[11],[20],[14, 15],[32]). The experimental data from the PDG Review 2006[4] are:

- $BR(J/\psi \rightarrow \pi^0\gamma) = (3.3^{+0.6}_{-0.4}) \times 10^{-5}$
- $BR(J/\psi \rightarrow \eta\gamma) = (9.8 \pm 1.0) \times 10^{-4}$
- $BR(J/\psi \rightarrow \eta'\gamma) = (4.71 \pm 0.27) \times 10^{-3}$
- $BR(J/\psi \rightarrow \eta_c\gamma) = (1.3 \pm 0.4) \times 10^{-2}$
- $BR(\psi' \rightarrow \eta\gamma) < 9 \times 10^{-5}$ (90% CL)
- $BR(\psi' \rightarrow \eta'\gamma) = (1.5 \pm 0.4) \times 10^{-4}$
- $BR(\psi' \rightarrow \eta_c\gamma) = (2.6 \pm 0.4) \times 10^{-3}$

If there is any charmonium component in the η and/or η' (see for example Refs. [9, 10, 33]), we expect these processes to be dominated by the magnetic dipole transitions of charmonium (analogous to the processes considered in Section II). In this case, we can extract the $c\bar{c}$ component by comparing with the $J/\psi \rightarrow \eta_c\gamma$ mode. We obtain $|Z_\eta(c\bar{c})|^2 \approx 3 \times 10^{-5}$ and $|Z_{\eta'}(c\bar{c})|^2 \approx 2 \times 10^{-4}$ where really these are the products of $|Z|^2$ with any form factor suppression. If we use a form factor ($\beta = 400\text{MeV}$) we get $|Z_\eta(c\bar{c})|^2 \approx 2 \times 10^{-4}$ and $|Z_{\eta'}(c\bar{c})|^2 \approx 9 \times 10^{-4}$. These results suggest that the charmonium components of the η and the η' are both less than about 0.1%.

Justified by the above argument, we assume that there are only ground state light meson components and possibly glue in the η and η' . In this case, the diagram shown in Figure 1 dominates (see, for example, Ref. [32]). This diagram is related to the electromagnetic diagram which contributes in to the decays of J/ψ in to pseudoscalar and vector mesons, see Section V. The decay to π^0 is isospin violating and so the π^0 can not be produced via the same diagram. This is consistent with the experimental data and provides justification for only considering one diagram. We can't use the suppression of the π^0 mode to justify the charmonium or gluonic content of the η or η' .

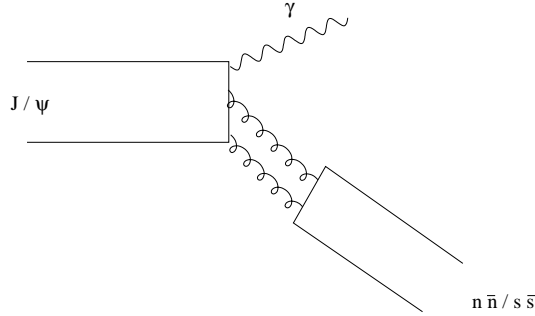


FIG. 1: Leading diagram for $J/\psi \rightarrow P\gamma$

Again, we initially assume no gluonic component in either the η or η' . Following Seiden et. al.[7], we write the ratio in terms of a mixing angle and a strange/nonstrange factor R :

$$\frac{BR(J/\psi \rightarrow \eta\gamma)}{BR(J/\psi \rightarrow \eta'\gamma)} = \left(\frac{|\mathbf{p}_\eta|}{|\mathbf{p}_{\eta'}|} \right)^3 \left| \frac{\sqrt{2} \cos \phi - R \sin \phi}{\sqrt{2} \sin \phi + R \cos \phi} \right|^2 \quad (24)$$

Note that, a priori, R is *not* the same as μ_s/μ_d used in previous sections. There we were considering the coupling of a photon to strange/nonstrange quarks whereas here we are considering the coupling of gluons to strange/nonstrange quarks. However, assuming that the mass difference of the quarks is important, we expect the ratios to have similar magnitudes.

If we do assume that $R = \mu_s/\mu_d$ and take this from Section II A ($R = 0.82 \pm 0.05$), we obtain $\phi = 37.4^\circ \pm 1.9^\circ$, a slightly lower value than our previous determinations. The parameter R should be the same as the equivalent

Mode	$J/\psi \rightarrow$	$\psi' \rightarrow$
$K^{*+} K^-$	$(2.5 \pm 0.2) \times 10^{-3}$	$(8.5 \pm 4.0) \times 10^{-5}$
$K^{*0} \bar{K}^0$	$(2.1 \pm 0.2) \times 10^{-3}$	$(5.5 \pm 1.0) \times 10^{-5}$
$\rho^0 \pi^0$	$(5.6 \pm 0.7) \times 10^{-3}$	-
$\rho^0 \eta$	$(1.93 \pm 0.23) \times 10^{-4}$	$(2.2 \pm 0.6) \times 10^{-6}$
$\rho^0 \eta'$	$(1.05 \pm 0.18) \times 10^{-4}$	$(1.9^{+1.7}_{-1.2}) \times 10^{-5}$
$\omega \pi^0$	$(4.5 \pm 0.5) \times 10^{-4}$	$(2.1 \pm 0.6) \times 10^{-5}$
$\omega \eta$	$(1.74 \pm 0.20) \times 10^{-3}$	$< 1.1 \times 10^{-5}$ (90% CL)
$\omega \eta'$	$(1.82 \pm 0.21) \times 10^{-4}$	$(3.2^{+2.5}_{-2.1}) \times 10^{-5}$
$\phi \pi^0$	$< 6.4 \times 10^{-6}$ (90% CL)	$< 4 \times 10^{-6}$ (90% CL)
$\phi \eta$	$(7.4 \pm 0.8) \times 10^{-4}$	$(2.8^{+1.0}_{-0.8}) \times 10^{-5}$
$\phi \eta'$	$(4.0 \pm 0.7) \times 10^{-4}$	$(3.1 \pm 1.6) \times 10^{-5}$

TABLE VII: Experimental Data on J/ψ and $\psi' \rightarrow PV$ [4]. ($K^{*+} K^- = \frac{1}{2}(K^{*+} K^- + \text{c.c.})$ and $K^{*0} \bar{K}^0 = \frac{1}{2}(K^{*0} \bar{K}^0 + \text{c.c.})$)

parameter in hadronic J/ψ decays (see Section V below). If we use the results of that section ($R = (1 - s) = 0.708 \pm 0.024$) we obtain $\phi = 41.1 \pm 1.4^\circ$ (including the uncertainty from R), a value consistent with that extracted previously. Alternatively, requiring $\phi = 40.0^\circ$ we obtain $R = 0.74 \pm 0.04$.

Therefore, a reasonable value of R gives a reasonable value of ϕ and vice-versa. There is no discrepancy in the mixing angle obtained and so no evidence for gluonic mixing. Because we don't have anything to normalise to, it is difficult to pin down the gluonic component here. This is the first case we have considered where glue will not be invisible. In fact, it may be enhanced relative to the $|q\bar{q}\rangle$ components.

If we include some gluonic component, we can write:

$$\frac{BR(J/\psi \rightarrow \eta\gamma)}{BR(J/\psi \rightarrow \eta'\gamma)} = \left(\frac{|\mathbf{p}_\eta|}{|\mathbf{p}_{\eta'}|} \right)^3 \left| \frac{\sqrt{2}X_\eta + RY_\eta + GZ_\eta}{\sqrt{2}X_{\eta'} + RY_{\eta'} + GZ_{\eta'}} \right|^2 \quad (25)$$

where G is the relative amplitude for production of gluonium. In the limit where production is only via the gluonium component, the ratio measures the relative glue content of the η and η' mesons.

We assume that there is no glue in the η and consider a range of $G > 1$. For positive ϕ_{G2} , the ratio is reduced and this reduction is greater for larger G if $\phi_{G2} < 30^\circ$. For negative ϕ_{G2} , the ratio is increased and the increase is greater for larger G . The value of ϕ_{G2} favoured hence depends on R and G and so we can not extract the gluonic component from this ratio.

There is not enough experimental data to repeat the exercise for the ψ' radiative decays. We can however predict $BR(\psi' \rightarrow \eta\gamma)$. Using $\phi = 41^\circ$ and setting $R = 1$ (see Section V) we predict $BR(\psi' \rightarrow \eta\gamma) = 1.0 \times 10^{-5}$. Alternatively using $R = 0.708$ from J/ψ we obtain $BR(\psi' \rightarrow \eta\gamma) = 2.9 \times 10^{-5}$. Both these satisfy the experimental upper bound.

V. DECAYS OF J/ψ AND ψ' IN TO LIGHT VECTOR AND PSEUDOSCALAR MESONS

Having discussed the radiative decays of the J/ψ , we now turn to its strong decays in to light vector and pseudoscalar mesons. The experimental situation for the J/ψ and the radially excited $\psi' \equiv \psi(3686)$ is shown in Table VII.

These decays have been studied in the literature (for example in Refs. [34], [6], [16], [7], [31], [35], [9], [11], [2, 32]). We follow the approach of Seiden et. al.[7] by parameterising the amplitudes. The relevant diagrams are shown in Figure 2: all the diagrams are disconnected (OZI rule violating), some are singly disconnected (SOZI) and some are double disconnected (DOZI). Following that reference, we ignore DOZI EM diagrams and ignore terms second order in r , s or e . Ignoring the DOZI EM diagrams means that we predict no decay to $\phi\pi^0$ which is consistent with the current experimental data. For simplicity we ignore vector meson mixing which is justified by our results above and will be commented on below. Our approach is similar to that used by Li et. al.[2], the main difference is in the way the electromagnetic diagrams are calculated.

As well as the $\eta - \eta'$ mixing parameters described above, we use the following decay parameters:

- g - Overall normalisation.

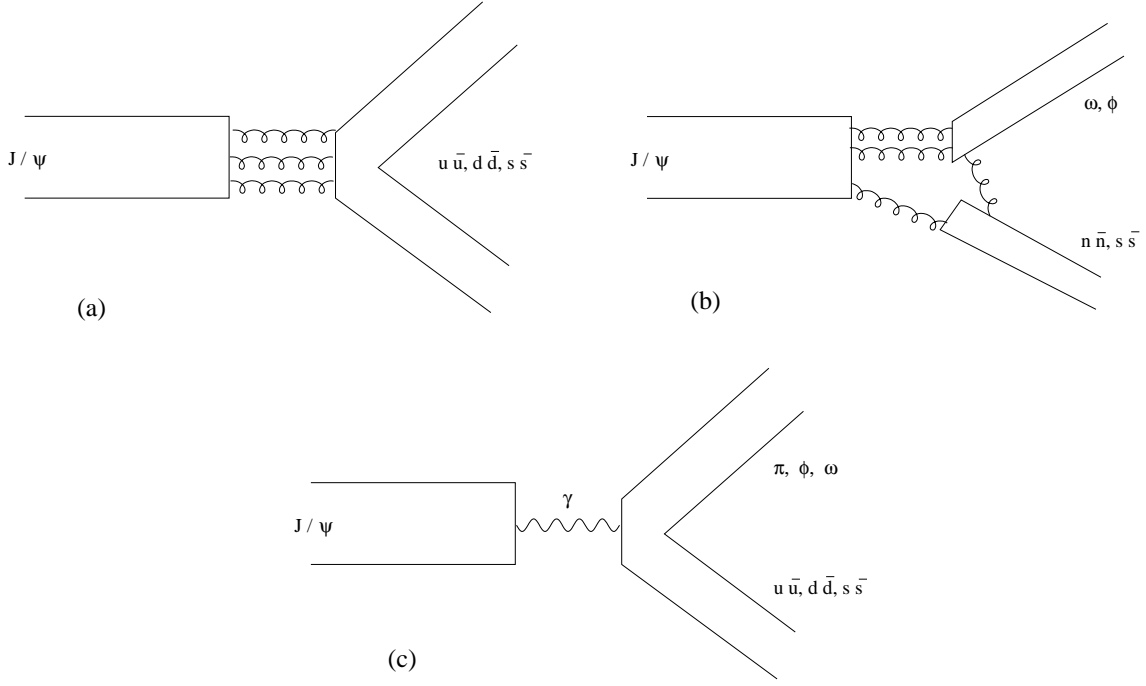


FIG. 2: Diagrams contributing to $J/\psi \rightarrow PV$. (a) SOZI, (b) DOZI, (c) SOZI EM

- r - Relative amplitude for a DOZI diagram compared with a SOZI diagram.
- $|e|$ - Magnitude of the electromagnetic (EM) diagrams.
- $\arg e$ - Relative phase of the EM diagrams.
- $R \equiv (1 - s)$ - Amplitude for production of strange quarks compared with non-strange quarks.
- r_g - Relative gluonic production amplitude.

The amplitudes with momentum factors removed, A , are presented in Table VIII. The branching ratio is given by

$$BR \propto C|A|^2 |\mathbf{p}|^{2L+1} F(|\mathbf{p}|) \quad (26)$$

where C is a factor which takes in to account the combinations of particles in the final state, L is the relative orbital angular momentum of the two mesons in the final state, $|\mathbf{p}|$ is the final state recoil momentum in the rest frame of the J/ψ and $F(|\mathbf{p}|)$ is a form factor. In these decays $L = 1$ and $C = 1$.

We initially assume no gluonic mixing which leaves us with 10 data points and 6 parameters and hence 4 degrees of freedom. We fit the data without a form factor ($F(|\mathbf{p}|) = 1$) and using a gaussian ($F(|\mathbf{p}|) = \exp(-|\mathbf{p}|^2/8\beta^2)$) with $\beta = 500\text{MeV}$ (the value used in Ref. [2]) and $\beta = 400\text{MeV}$. The results are shown in Table IX.

The results show that there is a good fit to the data when no form factor is used; using a form factor decreases the goodness of fit slightly. The EM diagrams are suppressed by $\sim \alpha^2$ as expected and this is true whether or not a form factor is used. The DOZI diagrams are significant and the form factor does not significantly change the mixing angle or parameters. The three values of ϕ are all consistent and generally consistent with those obtained above. The values of R obtained are consistent with the ratio of constituent quark masses (see Section II A) and slightly lower than the value from the ratio μ_s/μ_d from Kaon decays (as noted above, we do not expect these ratios to be equal).

To check the effect of vector meson mixing we set $\theta_V = 3.4^\circ$ and repeat the fits. The amplitude parameters are consistent with those already obtained, the goodness of fit is approximately the same and the mixing angle is unchanged. This further justifies ignoring vector meson mixing.

If we use the same approach to study the decays of the ψ' we should get the same mixing angle but allow for different decay parameters g , r , $|e|$, $\arg e$ and s . The experimental data has larger uncertainties for these decays compared to the J/ψ and for this reason we chose to fit the decays of these two mesons separately. Here we have 8

Mode	Amplitude A
$K^{*+}K^-$	$g(1-s) + e$
$K^{*0}\bar{K}^0$	$g(1-s) - 2e$
$\rho^0\pi^0$	$g + e$
$\rho^0\eta$	$-3eX_\eta$
$\rho^0\eta'$	$-3eX_{\eta'}$
$\omega\pi^0$	$-3e$
$\omega\eta$	$((g+e)X_\eta + \sqrt{2}rg(\sqrt{2}X_\eta + Y_\eta) + \sqrt{2}gr_gZ_\eta)$
$\omega\eta'$	$((g+e)X_{\eta'} + \sqrt{2}rg(\sqrt{2}X_{\eta'} + Y_{\eta'}) + \sqrt{2}gr_gZ_{\eta'})$
$\phi\pi^0$	0
$\phi\eta$	$([g(1-2s) - 2e]Y_\eta + rg[\sqrt{2}X_\eta + Y_\eta]) + gr_gZ_\eta$
$\phi\eta'$	$([g(1-2s) - 2e]Y_{\eta'} + rg[\sqrt{2}X_{\eta'} + Y_{\eta'}]) + gr_gZ_{\eta'}$

TABLE VIII: Amplitudes for $J/\psi \rightarrow PV$ (no vector meson mixing)

Parameter	Fitted Value		
	No Form Factor	$\beta = 500\text{MeV}$	$\beta = 400\text{MeV}$
g	$(1.35 \pm 0.04) \times 10^{-6}$	$(2.20 \pm 0.10) \times 10^{-6}$	$(2.88 \pm 0.15) \times 10^{-6}$
$ e $	$(1.20 \pm 0.04) \times 10^{-7}$	$(1.93 \pm 0.09) \times 10^{-7}$	$(2.51 \pm 0.14) \times 10^{-7}$
$\arg e$	1.28 ± 0.15	1.27 ± 0.20	1.27 ± 0.25
s	0.292 ± 0.024	0.304 ± 0.031	0.31 ± 0.04
r	-0.368 ± 0.012	-0.347 ± 0.016	-0.335 ± 0.019
ϕ	$(40 \pm 2)^\circ$	$(37 \pm 3)^\circ$	$(35 \pm 4)^\circ$
$\chi^2/(\text{d.o.f.})$	3.3/4	6.3/4	9.1/4

TABLE IX: Results of fit to $J/\psi \rightarrow PV$ data

data points and 6 parameters which gives 2 degrees of freedom. The results in Table X show good fits but that there are large uncertainties on the parameters.

The overall scale in ψ' decays is about one order of magnitude smaller than in J/ψ decays. EM diagrams are slightly more important and the phase is different, but they are still suppressed by approximately an order of magnitude. DOZI diagrams are much less important here and consistent with zero. In addition, the strange - nonstrange difference is insignificant. The mixing angle ϕ is consistent with the J/ψ results but the values obtained here have large uncertainties and these decays do not strongly constrain it. Li et. al.[2] have fit both the J/ψ and the ψ' together - we think that this obscures that the J/ψ decays are the source of the strong constraint on the mixing angle.

In the J/ψ and ψ' decays any gluonium component of the η or η' mesons will be 'active' with a relative production amplitude expected to be of the same order as the DOZI diagrams. We assume that only the η' has any gluonic

Parameter	Fitted Value		
	No Form Factor	$\beta = 500\text{MeV}$	$\beta = 400\text{MeV}$
g	$(-1.16 \pm 0.25) \times 10^{-7}$	$(2.41 \pm 0.38) \times 10^{-7}$	$(-3.65 \pm 0.49) \times 10^{-7}$
$ e $	$(2.14 \pm 0.17) \times 10^{-8}$	$(4.64 \pm 0.35) \times 10^{-8}$	$(7.15 \pm 0.49) \times 10^{-8}$
$\arg e$	1.92 ± 0.44	1.98 ± 0.33	-2.02 ± 0.28
s	$4 \times 10^{-13} \pm 0.15$	$4 \times 10^{-14} \pm 0.11$	$4 \times 10^{-14} \pm 0.09$
r	0.02 ± 0.09	-0.01 ± 0.06	-0.03 ± 0.05
ϕ	$(44^{+7}_{-8})^\circ$	$(43^{+5}_{-6})^\circ$	$(42 \pm 5)^\circ$
$\chi^2/(\text{d.o.f.})$	1.4/2	0.9/2	0.7/2

TABLE X: Results of fit to $\psi' \rightarrow PV$ data

Parameter	Fitted Value		
	No Form Factor	$\beta = 500\text{MeV}$	$\beta = 400\text{MeV}$
g	$(1.32 \pm 0.06) \times 10^{-6}$	$(2.11 \pm 0.10) \times 10^{-6}$	$(2.74 \pm 0.16) \times 10^{-6}$
$ e $	$(1.27 \pm 0.06) \times 10^{-7}$	$(2.13 \pm 0.12) \times 10^{-7}$	$(2.86 \pm 0.20) \times 10^{-7}$
$\arg e$	1.30 ± 0.15	1.30 ± 0.16	1.31 ± 0.18
s	0.27 ± 0.03	0.27 ± 0.04	0.27 ± 0.04
r	-0.36 ± 0.08	-0.33 ± 0.11	-0.30 ± 0.15
ϕ	$(45 \pm 4)^\circ$	$(46^{+4}_{-5})^\circ$	$(47^{+5}_{-6})^\circ$
r_g	$\mp(0.13 \pm 0.23)$	$\mp(0.17 \pm 0.21)$	$\mp(0.20 \pm 0.25)$
ϕ_{G2}	$\pm(33 \pm 13)^\circ$	$\pm(44 \pm 9)^\circ$	$\pm(48 \pm 10)^\circ$
$\chi^2/(\text{d.o.f.})$	1.9/2	2.3/2	3.3/2

TABLE XI: Results of fit to $J/\psi \rightarrow PV$ data, including a gluonic component

component and include a parameter r_g which is the relative amplitude for gluonium production. The results are given in Table XI. (We do not use the ψ' data for this determination due to its limited accuracy and the fewer decay modes measured.)

The mixing angle and most of the other parameters are consistent with those when no gluonic component was allowed but the uncertainties are larger here because there are fewer constraints. The χ^2 has decreased slightly but the fit is not significantly better taking in to account the smaller number of degrees of freedom. The fit favours a small gluonic component in the η' , compatible with the previous sections. Again the significance of this is not great. The parameter r_g is consistent with both r and zero and has a large uncertainty.

There is an interesting question as to whether a large DOZI amplitude (r) is phenomenologically equivalent to a gluonic component of the η' . To test this we set $r = 0$ and fit again. Regardless of whether we include a form factor, we get a poorer fit with $\chi^2/(\text{d.o.f.}) = (5 - 6)/3$ with a significantly larger mixing angle $\phi \approx (52 \pm 3)^\circ$. The factor r_g increases in magnitude significantly to $(-0.6) - (-0.9)$ and ϕ_{G2} increases slightly to $43^\circ - 52^\circ$. Therefore the data appears to favour a non-zero DOZI amplitude with small (or zero) gluonic component of the η' .

As a check of our method, we fit the J/ψ data again (both with and without glue) and include higher order corrections in combinations of the parameters r , s and e (e.g. s^2) but no additional diagrams. When these higher order corrections are included the fit is poor ($\chi^2/\text{d.o.f.} \approx 12/4$) and we obtain $\phi = (36 \pm 3)^\circ$. We find that the higher order corrections including e are insignificant. Including a form factor does not improve the fit. If we remove the pion modes from the fit the goodness of fit is increased ($\chi^2/\text{d.o.f.} = 0.34/2$), the normalisation is very weakly constrained and we obtain $\phi = (39.0 \pm 0.8)^\circ$. When glue is included the fit becomes more reasonable $\chi^2/(\text{d.o.f.}) = 3.5/2$ (no form factor) with mixing angles of $\phi = (52 \pm 3)^\circ$ and $\phi_{G2} = \pm(43 \pm 10)^\circ$ and r is consistent with zero. With a form factor ($\beta = 400\text{MeV}$) we get $\chi^2/\text{d.o.f.} = 0.49/2$ with $\phi = (50.6 \pm 1.4)^\circ$ and $\phi_{G2} = \pm(51 \pm 3)^\circ$ and r not consistent with zero. These are inconsistent with the other determinations and in particular give a significantly larger mixing angle similar to when we set $r = 0$ above. From these results we can either conclude that we are being consistent if we only stay at first order in these corrections: there are other effects that we are missing at higher orders, that we should exclude the pion modes, or that this is a sign of the approach breaking down.

As commented above, our approach is similar to that used by Li et. al.[2], the main difference is in the way the electromagnetic diagrams are calculated. They use a number of different mixing schemes and comparison is complicated by the different mixing parameters used. In their ‘CKM’ approach (I) (which in the limit $\theta_{13} = 0$ translates to our approach with $\phi_{G1} = 0$, $\phi \rightarrow -\theta_{21}$ and $\phi_{G2} \rightarrow \theta_{23}$) they find that $\phi_{G1} = 0^\circ - 0.9^\circ$, $\phi_{G2} \approx -10^\circ$ and $\phi = 24^\circ - 26^\circ \pm (2^\circ - 3^\circ)$ (the range we give is that from their three approaches to calculating or ignoring the EM diagrams). In their ‘mixing due to higher Fock state’ approach (II) they find that $\phi = 30^\circ - 31^\circ$. In both these approaches they find ϕ_{G1} close to 0, consistent with our assumption, and a small ϕ_{G2} consistent with ours. However, they find a significantly smaller ϕ . In their ‘old perturbation theory’ approach (III) they find $\phi_{G1} \approx \phi_{G2}$, inconsistent with ours.

In summary, from the hadronic J/ψ and ψ' decays we have again found a consistent description in terms of one mixing angle with a suggestion that there is some small gluonic component of the η' . There is some theoretical uncertainty if we include higher order effects.

Mode	$\chi_{c0} \rightarrow$	$\chi_{c2} \rightarrow$
$\pi\pi$	$(7.2 \pm 0.6) \times 10^{-3}$	$(2.14 \pm 0.25) \times 10^{-3}$
$\eta\eta$	$(1.9 \pm 0.5) \times 10^{-3}$	$< 1.2 \times 10^{-3}$ (90% CL)
	$(3.1 \pm 0.7) \times 10^{-3}$ [37]	$< 4.7 \times 10^{-4}$ (90% CL) [37]
$\eta'\eta'$	$(1.7 \pm 0.5) \times 10^{-3}$ [37]	$< 3.1 \times 10^{-4}$ (90% CL) [37]
$\eta'\eta$	$< 5 \times 10^{-4}$ (90% CL) [37]	$< 2.3 \times 10^{-4}$ (90% CL) [37]
K^+K^-	$(5.4 \pm 0.6) \times 10^{-3}$	$(7.7 \pm 1.4) \times 10^{-4}$
$K_S^0 K_S^0$	$(2.8 \pm 0.7) \times 10^{-3}$	$(6.7 \pm 1.1) \times 10^{-4}$

TABLE XII: Experimental Data on χ_{c0} and $\chi_{c2} \rightarrow PP$, from the PDG Review 2006[4] unless otherwise stated.

Mode	Amplitude A
K^+K^-	$g(1-s)$
$K^0\bar{K}^0$	$g(1-s)$
$\pi^0\pi^0$	g
$(s\bar{s})(s\bar{s})$	$g(1+r)(1-s)^2$
$(s\bar{s})(n\bar{n})$	$rg\sqrt{2}(1-s)$
$(n\bar{n})(n\bar{n})$	$g+2rg$
$\pi^0(n\bar{n})$	0
$\pi^0(s\bar{s})$	0

TABLE XIII: Amplitudes for $\chi_{c0,2} \rightarrow PP$

VI. DECAYS OF $\chi_{c0,2}$ IN TO LIGHT PSEUDOSCALAR MESONS

We analyse the decays of the χ_{c0} and χ_{c2} in a similar way to those of the J/ψ . The experimental situation is shown in Table XII. These decays have been studied by Zhao[36].

The amplitudes with momentum factor removed, A , are given in Table XIII where the notation is the same as in Section V although the parameters will in general have different values. The electromagnetic (EM) diagrams (parametrised by e above) are expected to be even more suppressed in $\chi_{c0,2}$ decays because two photons or a photon and gluons would be required in such a transition. In J/ψ decays we found that the electromagnetic diagram was strongly suppressed ($\sim \alpha$ in rate) and so, given that it should be more strongly suppressed here ($\sim \alpha^2$ in rate) and the current experimental uncertainties, we ignore any EM contribution in this analysis. We assume no gluonic mixing because there are not enough constraints to pin down any gluonic component with these modes. A consistent mixing angle would support this assumption.

Equ. 26 above gives the rate in terms of the amplitude A . The χ_{c0} decay has $L = 0$ and the χ_{c2} decay $L = 2$. The decay is to two light pseudoscalars and we have to account for the combinations of mesons in the final state using: C is 3 for $\pi\pi$ ($\pi^0\pi^0 + \pi^+\pi^- + \pi^-\pi^+$), 2 for K^+K^- and $\eta'\eta$, and 1 for $\eta\eta$, $\eta'\eta'$ and $K_S^0 K_S^0$.

In Figure 3 we plot the branching ratios of χ_{c0} after the C factor and momentum dependence have been removed (no form factor has been used). If $r = s = 0$ then all these should be equal. For comparison, we plot both data from the PDG Review 2006[4] and from the previous PDG Review in 2004. The experimental data has moved around a bit between the two reviews, most of the error bars have decreased and both sets of data are compatible with $r = s = 0$.

We repeat the exercise for the χ_{c2} decays and plot the results in Figure 4. This shows that the experimental uncertainties have decreased significantly between the 2004 and 2006 PDG Reviews. The 2004 data is compatible with $r = s = 0$. However, the 2006 data shows some discrepancy: whereas the $\pi\pi$ and $K_S^0 K_S^0$ modes are consistent with each other, the K^+K^- mode is significantly smaller. This is particularly interesting because the difference between $K_S^0 K_S^0$ and K^+K^- can only be due to an electromagnetic correction and not a non-zero r and/or s .

We can't perform a fit because there are only 5 data points but have 6 parameters (including ϕ) for $\chi_{c0} \rightarrow PP$ and only 3 data points with 6 parameters (including ϕ) for $\chi_{c2} \rightarrow PP$. However, we can extract some of the parameters in a consistent way and these are shown in Table XIV. From the $\pi\pi$ mode we extract g and we then extract s from K^+K^- . Note that experimentally the ratio of branching ratios $(K^+K^-)/(K_S^0 K_S^0)$ is consistent with 2 for the χ_{c0} decays which adds additional justification for ignoring the EM diagrams - the amplitudes for these two decays would

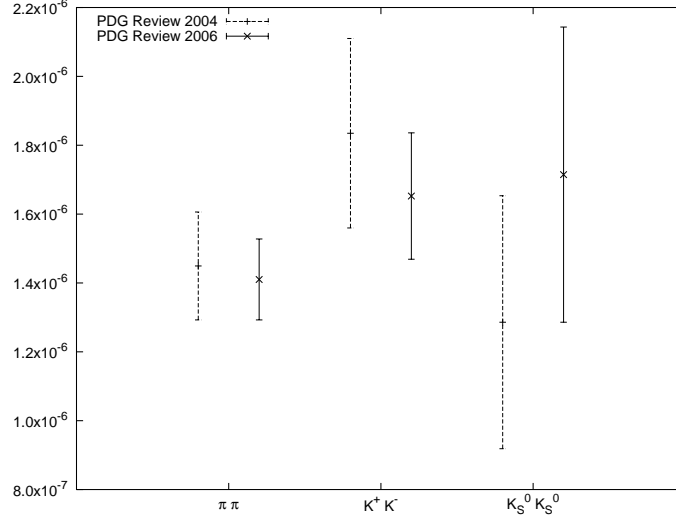


FIG. 3: Branching ratios of χ_{c0} with the C factor and momentum dependence removed (no form factor).

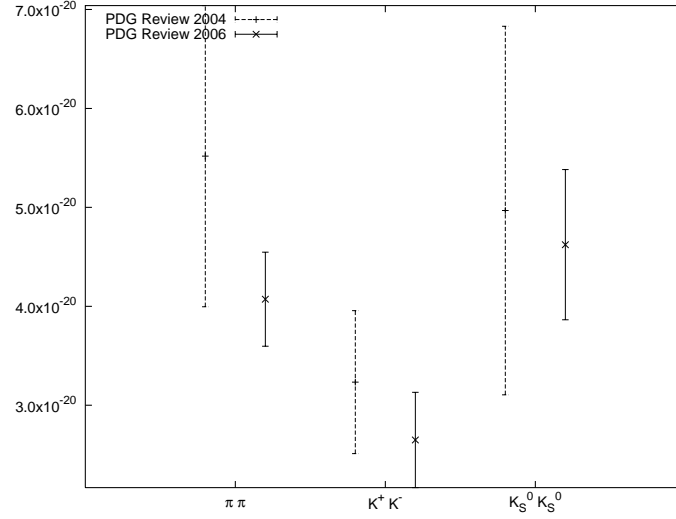


FIG. 4: Branching ratios of χ_{c2} with the C factor and momentum dependence removed (no form factor).

have different corrections if these diagrams were included. However, the same ratio for χ_{c2} decays is not consistent with two. The decay parameters (or ratios) are not consistent between the χ_{c0} and χ_{c2} decays.

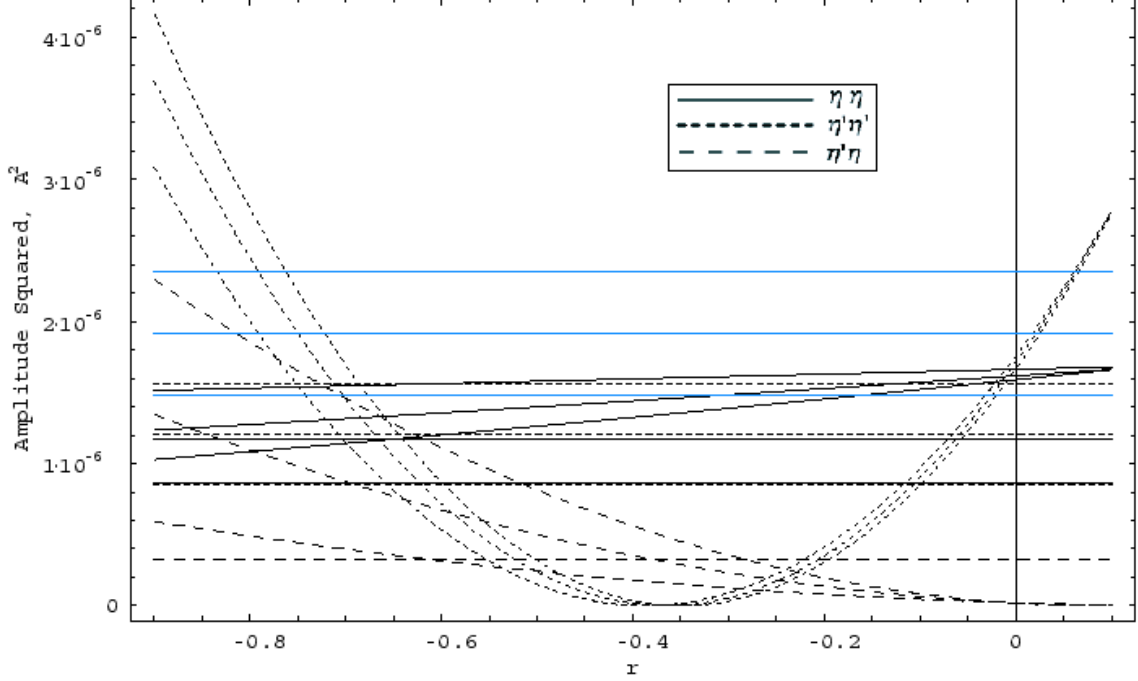
Turning to the η and η' modes, we begin with the χ_{c0} decays. s is consistent with zero for these modes and if we set $s = 0$ and $r = 0$ (no DOZI diagrams) the $\eta\eta$ and $\eta'\eta'$ amplitudes would both be equal to g and *not depend on the mixing angle*. The $\eta'\eta$ amplitude would be zero. Although we do not expect r to be zero, this suggests that a small r would lead to difficulty in extracting the mixing angle from these decays.

We plot the reduced branching ratios as a function of r for $\phi = 40^\circ$, 35° and 45° with no form factor in Figure 5. The horizontal lines are the experimental data from the PDG Review 2006[4]: the mean with 1σ uncertainties for the $\eta\eta$ and $\eta'\eta'$ modes and the upper 90% confidence limit for the $\eta'\eta$ mode. For the $\eta\eta$ mode we also show the more recent CLEO result[37] (upper lines) (the lower 1σ line for this is on top of the upper 1σ line from the PDG). When a form factor is included ($\beta = 400\text{MeV}$ and $\beta = 500\text{MeV}$) the general features are the same although the quantitative details change. As expected, in all cases the branching ratios vary slowly with ϕ for small r .

The $\eta'\eta'$ modes provide the most constraint. With no form factor we can constrain $-0.12 < r < -0.01$. However, there is also a region only just excluded close to $r = -0.65$. Taking these ranges of ϕ and r leads to a predicted $\eta'\eta$

Parameter	No Form Factor	$\beta = 500\text{MeV}$	$\beta = 400\text{MeV}$
$\chi_{c0} \rightarrow PP$			
g	$(1.19 \pm 0.05) \times 10^{-3}$	$(2.45 \pm 0.10) \times 10^{-3}$	$(3.68 \pm 0.15) \times 10^{-3}$
s	-0.08 ± 0.08	-0.02 ± 0.07	-0.009 ± 0.069
$\chi_{c2} \rightarrow PP$			
g	$(2.02 \pm 0.12) \times 10^{-10}$	$(4.4 \pm 0.3) \times 10^{-10}$	$(6.89 \pm 0.04) \times 10^{-10}$
s	0.19 ± 0.09	0.24 ± 0.08	0.26 ± 0.08

TABLE XIV: Extracted parameters, see the text for details

FIG. 5: $\chi_{c0} \rightarrow \eta\eta, \eta'\eta', \eta'\eta$ with no form factor. Horizontal lines are experimental data. Curves are for $\phi = 35^\circ, 40^\circ, 45^\circ$. See the text for details.

branching ratio of $3.5 \times 10^{-5} - 1.6 \times 10^{-4}$. Using a form factor with $\beta = 500\text{MeV}$ we can constrain $-0.15 < r < -0.07$. (There is now also an allowed region close to $r = -0.55$) Taking these ranges of r and ϕ gives predicted $\eta'\eta$ branching ratio of $1.8 \times 10^{-5} - 1.5 \times 10^{-4}$. Finally, with $\beta = 400\text{MeV}$ we can constrain $-0.17 < r < -0.08$. (Again there is also an allowed region closer to $r = -0.55$.) Taking these ranges of r and ϕ leads to a predicted $\eta'\eta$ branching ratio of $6.7 \times 10^{-6} - 1.6 \times 10^{-4}$.

We now turn to the dependence on the mixing angle ϕ for the allowed values of r . We show a plot for $r = -0.12$ and $r = -0.01$ with no form factor in Figure 6. As expected with small r , ϕ is not very well constrained at all. This situation does not change significantly when we include a form factor.

We can not extract or predict anything from the χ_{c2} decays because we have no constraint on r . However, once experimental data exists for one of the η and η' modes, the others can be predicted using a value of ϕ and our method above.

In summary, we get consistent results for $\phi \approx 35^\circ - 45^\circ$ but can not strongly constrain ϕ from these modes. However, we can predict $BR(\chi_{c0} \rightarrow \eta'\eta) = 7 \times 10^{-6} - 1.6 \times 10^{-4}$ for this range of ϕ or $2 \times 10^{-5} - 1.2 \times 10^{-4}$ for $\phi = 40^\circ$.

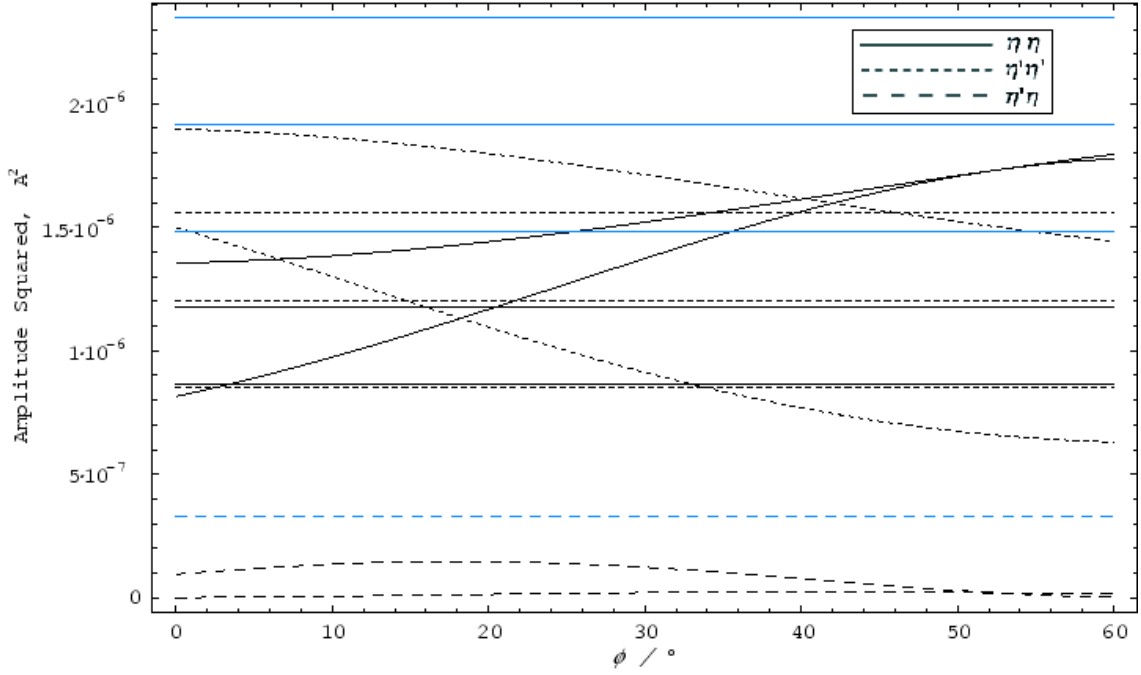


FIG. 6: $\chi_{c0} \rightarrow \eta\eta, \eta'\eta', \eta'\eta$ with no form factor. Horizontal lines are experimental data. Curves are predictions for $r = -0.12$ and $r = -0.01$. See the text for details.

Method	$\phi/^\circ$
Light Meson Rad. Decays (no form factor)	41.3 ± 0.8
Light Meson Rad. Decays (new KLOE result, no form factor)	41.7 ± 0.5
Light Meson Rad. Decays ($\beta = 400\text{MeV}$)	41.9 ± 1.1
Light Meson Rad. Decays (new KLOE result, $\beta = 400\text{MeV}$)	42.8 ± 0.8
$\eta/\eta' \rightarrow \gamma\gamma$	38.3 ± 1.8
$\eta/\pi \rightarrow \gamma\gamma$	41.3 ± 2.0
$J/\psi \rightarrow \gamma\eta/\eta' (R = 0.708 \pm 0.024)$	41.1 ± 1.4
$J/\psi \rightarrow PV$ (no form factor)	40 ± 2
$J/\psi \rightarrow PV (\beta = 500\text{MeV})$	37 ± 3
$\psi' \rightarrow PV$ (no form factor)	44_{-8}^{+7}
$\psi' \rightarrow PV (\beta = 500\text{MeV})$	43_{-6}^{+5}

TABLE XV: Mixing angle determinations assuming no glue. Light meson radiative decays are with $\phi_V = 3.4^\circ$ and $C_s \neq C_q$.

VII. CONCLUSIONS

We have determined the $\eta - \eta'$ mixing angle ϕ using a number of different processes and give a summary in Table XV. We have also considered a possible gluonic component of the η' and extracted the mixing parameters. A summary of these is given in Table XVI.

The mixing angle ϕ is consistent between different determinations and favours an angle close to $\phi = 42^\circ$; a precise determination has been possible. The data is generally consistent with no additional constituents of the η' but there is a hint of a small gluonic component. This is more difficult to pin down precisely: the different determinations are generally consistent but show more model and mode dependence.

Using our results, we predict $BR(\psi' \rightarrow \eta'\gamma) \approx 1 \times 10^{-5}$ and $BR(\chi_{c0} \rightarrow \eta'\eta) = 2 \times 10^{-5} - 1 \times 10^{-4}$. We have provided a method to test the composition using $\chi_{c2} \rightarrow \eta\eta, \eta'\eta$ & $\eta'\eta'$ modes and made some general observations on $\chi_{c0,2}$ decays.

Method	$\phi/^\circ$	$\cos \phi_{G2}$
Light Meson Rad. Decays (no form factor)	41.3 ± 0.9	0.98 ± 0.03
Light Meson Rad. Decays (new KLOE result, no form factor)	41.3 ± 0.7	0.98 ± 0.02
Light Meson Rad. Decays ($\beta = 400\text{MeV}$)	42.0 ± 0.9	0.95 ± 0.03
Light Meson Rad. Decays (new KLOE result, $\beta = 400\text{MeV}$)	41.9 ± 0.7	0.95 ± 0.02
$\eta, \eta'/\pi \rightarrow \gamma\gamma$	41.3 ± 2.0	0.90 ± 0.06
$J/\psi \rightarrow PV$ (no form factor)	45 ± 4	$0.84^{+0.10}_{-0.14}$
$J/\psi \rightarrow PV$ ($\beta = 500\text{MeV}$)	46^{+4}_{-5}	$0.72^{+0.10}_{-0.12}$

TABLE XVI: Mixing angle determinations with glue in the η' . Light meson radiative decays are with $\phi_V = 3.4^\circ$ and $C_s \neq C_q$.

These mesons could also have other constituents, such as $c\bar{c}$ or radially light meson states. More experimental data and data with lower uncertainties would help to determine this. There is however a limit to how well the mixing parameters can be extracted from the data because of the lack of precise theoretical control and this is particularly significant when extracting the gluonic (or $c\bar{c}$, etc.) component. This is exemplified by the wavefunction overlap factors C_s and C_q used in Section II: with the experimental situation of a few years ago, these were consistent with being equal but they are no longer so. If we could predict these parameters or those in the strong decays of the J/ψ from theory then we could more strongly constrain the mixing.

As well as higher precision data and more theoretical control, data on different processes will help determine the mixing. Measurements of the $\psi(4160) \rightarrow J/\psi\eta/\eta'$ (the first vector charmonium decay kinematically allowed to $J/\psi\eta'$), $\Upsilon' \rightarrow \Upsilon(1S)\eta$ and related decays will probe the gluonic and charm content of these mesons further. Other possible avenues of investigation include semileptonic and hadronic B and D decays. In addition, measurement of processes involving $\eta(1405)/\eta(1475)$ would give another window on the composition of the enigmatic light pseudoscalar mesons.

Acknowledgements

I thank Frank Close for many useful discussions and Qiang Zhao for useful discussion. This work is supported by a studentship from PPARC.

-
- [1] KLOE, F. Ambrosino *et al.*, Phys. Lett. **B648**, 267 (2007), hep-ex/0612029.
 - [2] G. Li, Q. Zhao, and C.-H. Chang, (2007), hep-ph/0701020.
 - [3] R. Escribano and J. Nadal, JHEP **05**, 006 (2007), hep-ph/0703187.
 - [4] Particle Data Group, W.-M. Yao *et al.*, Journal of Physics G **33**, 1+ (2006).
 - [5] J. L. Rosner, Phys. Rev. **D27**, 1101 (1983).
 - [6] H. E. Haber and J. Perrier, Phys. Rev. **D32**, 2961 (1985).
 - [7] A. Seiden, H. F. W. Sadrozinski, and H. E. Haber, Phys. Rev. **D38**, 824 (1988).
 - [8] E. Klempt, ‘Beijing 2004, ICHEP 2004’ **2**, 1082 (2004), hep-ph/0409148, Contributed to 32nd International Conference on High-Energy Physics (ICHEP 04), Beijing, China, 16-22 Aug 2004.
 - [9] T. Feldmann, P. Kroll, and B. Stech, Phys. Rev. **D58**, 114006 (1998), hep-ph/9802409.
 - [10] T. Feldmann, P. Kroll, and B. Stech, Phys. Lett. **B449**, 339 (1999), hep-ph/9812269.
 - [11] R. Escribano and J. M. Frere, Phys. Lett. **B459**, 288 (1999), hep-ph/9901405.
 - [12] R. Escribano and J.-M. Frere, JHEP **06**, 029 (2005), hep-ph/0501072.
 - [13] R. Escribano, PoS **HEP2005**, 418 (2006), hep-ph/0512021.
 - [14] P. Kroll, Mod. Phys. Lett. **A20**, 2667 (2005), hep-ph/0509031.
 - [15] P. Kroll, Int. J. Mod. Phys. **A20**, 331 (2005), hep-ph/0409141.
 - [16] F. J. Gilman and R. Kauffman, Phys. Rev. **D36**, 2761 (1987).
 - [17] P. Ball, J. M. Frere, and M. Tytgat, Phys. Lett. **B365**, 367 (1996), hep-ph/9508359.
 - [18] F.-G. Cao and A. I. Signal, Phys. Rev. **D60**, 114012 (1999), hep-ph/9908481.
 - [19] A. Bramon, R. Escribano, and M. D. Scadron, Phys. Lett. **B503**, 271 (2001), hep-ph/0012049.
 - [20] J. M. Gerard and E. Kou, Phys. Lett. **B616**, 85 (2005), hep-ph/0411292.
 - [21] B.-W. Xiao and B.-Q. Ma, Phys. Rev. **D71**, 014034 (2005), hep-ph/0501160.
 - [22] T. Huang and X.-G. Wu, (2006), hep-ph/0612007.

- [23] P. J. O'Donnell, Rev. Mod. Phys. **53**, 673 (1981).
- [24] N. F. Nasrallah, Phys. Rev. **D70**, 116001 (2004), hep-ph/0410240.
- [25] M. N. Achasov *et al.*, Phys. Rev. **D74**, 014016 (2006), hep-ex/0605109.
- [26] M. Karliner and H. J. Lipkin, (2006), hep-ph/0608004.
- [27] S. Godfrey and N. Isgur, Phys. Rev. **D32**, 189 (1985).
- [28] J. J. Dudek, *Phenomenology of Exotic Hadrons - Hybrid Mesons and Pentaquarks*, PhD thesis, Rudolf Peierls Centre for Theoretical Physics, Department of Physics, University of Oxford, 2004.
- [29] S. S. Agaev and N. G. Stefanis, Phys. Rev. **D70**, 054020 (2004), hep-ph/0307087.
- [30] D. Kekez and D. Klabucar, Phys. Rev. **D73**, 036002 (2006), hep-ph/0512064.
- [31] L. Kopke and N. Wermes, Phys. Rept. **174**, 67 (1989).
- [32] Q. Zhao, G. Li, and C.-H. Chang, Phys. Lett. **B645**, 173 (2007), hep-ph/0610223.
- [33] H. Harari, Phys. Lett. **B60**, 172 (1976).
- [34] MARK-III, R. M. Baltrusaitis *et al.*, Phys. Rev. **D32**, 2883 (1985).
- [35] DM2, J. Jousset *et al.*, Phys. Rev. **D41**, 1389 (1990).
- [36] Q. Zhao, Phys. Rev. **D72**, 074001 (2005), hep-ph/0508086.
- [37] CLEO, G. S. Adams, Phys. Rev. **D75**, 071101 (2007), hep-ex/0611013.