

A Search for $B^+ \rightarrow \tau^+ \nu$

B. Aubert,¹ M. Bona,¹ D. Boutigny,¹ Y. Karyotakis,¹ J. P. Lees,¹ V. Poireau,¹ X. Prudent,¹ V. Tisserand,¹
A. Zghiche,¹ J. Garra Tico,² E. Grauges,² L. Lopez,³ A. Palano,³ G. Eigen,⁴ B. Stugu,⁴ L. Sun,⁴ G. S. Abrams,⁵
M. Battaglia,⁵ D. N. Brown,⁵ J. Button-Shafer,⁵ R. N. Cahn,⁵ Y. Groysman,⁵ R. G. Jacobsen,⁵ J. A. Kadyk,⁵
L. T. Kerth,⁵ Yu. G. Kolomensky,⁵ G. Kukartsev,⁵ D. Lopes Pegna,⁵ G. Lynch,⁵ L. M. Mir,⁵ T. J. Orimoto,⁵
M. T. Ronan,^{5,*} K. Tackmann,⁵ W. A. Wenzel,⁵ P. del Amo Sanchez,⁶ C. M. Hawkes,⁶ A. T. Watson,⁶
T. Held,⁷ H. Koch,⁷ B. Lewandowski,⁷ M. Pelizaeus,⁷ T. Schroeder,⁷ M. Steinke,⁷ D. Walker,⁸ D. J. Asgeirsson,⁹
T. Cuhadar-Donszelmann,⁹ B. G. Fulsom,⁹ C. Hearty,⁹ T. S. Mattison,⁹ J. A. McKenna,⁹ A. Khan,¹⁰ M. Saleem,¹⁰
L. Teodorescu,¹⁰ V. E. Blinov,¹¹ A. D. Bukin,¹¹ V. P. Druzhinin,¹¹ V. B. Golubev,¹¹ A. P. Onuchin,¹¹
S. I. Serednyakov,¹¹ Yu. I. Skovpen,¹¹ E. P. Solodov,¹¹ K. Yu. Todyshev,¹¹ M. Bondioli,¹² S. Curry,¹² I. Eschrich,¹²
D. Kirkby,¹² A. J. Lankford,¹² P. Lund,¹² M. Mandelkern,¹² E. C. Martin,¹² D. P. Stoker,¹² S. Abachi,¹³
C. Buchanan,¹³ S. D. Foulkes,¹⁴ J. W. Gary,¹⁴ F. Liu,¹⁴ O. Long,¹⁴ B. C. Shen,¹⁴ L. Zhang,¹⁴ H. P. Paar,¹⁵
S. Rahatlou,¹⁵ V. Sharma,¹⁵ J. W. Berryhill,¹⁶ C. Campagnari,¹⁶ A. Cunha,¹⁶ B. Dahmes,¹⁶ T. M. Hong,¹⁶
D. Kovalskiy,¹⁶ J. D. Richman,¹⁶ T. W. Beck,¹⁷ A. M. Eisner,¹⁷ C. J. Flacco,¹⁷ C. A. Heusch,¹⁷ J. Kroseberg,¹⁷
W. S. Lockman,¹⁷ T. Schalk,¹⁷ B. A. Schumm,¹⁷ A. Seiden,¹⁷ D. C. Williams,¹⁷ M. G. Wilson,¹⁷ L. O. Winstrom,¹⁷
E. Chen,¹⁸ C. H. Cheng,¹⁸ F. Fang,¹⁸ D. G. Hitlin,¹⁸ I. Narsky,¹⁸ T. Piatenko,¹⁸ F. C. Porter,¹⁸ R. Andreassen,¹⁹
G. Mancinelli,¹⁹ B. T. Meadows,¹⁹ K. Mishra,¹⁹ M. D. Sokoloff,¹⁹ F. Blanc,²⁰ P. C. Bloom,²⁰ S. Chen,²⁰
W. T. Ford,²⁰ J. F. Hirschauer,²⁰ A. Kreisel,²⁰ M. Nagel,²⁰ U. Nauenberg,²⁰ A. Olivas,²⁰ J. G. Smith,²⁰
K. A. Ulmer,²⁰ S. R. Wagner,²⁰ J. Zhang,²⁰ A. M. Gabareen,²¹ A. Soffer,²¹ W. H. Toki,²¹ R. J. Wilson,²¹
F. Winklmeier,²¹ Q. Zeng,²¹ D. D. Altenburg,²² E. Feltresi,²² A. Hauke,²² H. Jasper,²² J. Merkel,²² A. Petzold,²²
B. Spaan,²² K. Wacker,²² T. Brandt,²³ V. Klose,²³ M. J. Kobel,²³ H. M. Lacker,²³ W. F. Mader,²³ R. Nogowski,²³
J. Schubert,²³ K. R. Schubert,²³ R. Schwierz,²³ J. E. Sundermann,²³ A. Volk,²³ D. Bernard,²⁴ G. R. Bonneaud,²⁴
E. Latour,²⁴ V. Lombardo,²⁴ Ch. Thiebaux,²⁴ M. Verderi,²⁴ P. J. Clark,²⁵ W. Gradl,²⁵ F. Muheim,²⁵ S. Playfer,²⁵
A. I. Robertson,²⁵ Y. Xie,²⁵ M. Andreotti,²⁶ D. Bettoni,²⁶ C. Bozzi,²⁶ R. Calabrese,²⁶ A. Cecchi,²⁶ G. Cibinetto,²⁶
P. Franchini,²⁶ E. Luppi,²⁶ M. Negrini,²⁶ A. Petrella,²⁶ L. Piemontese,²⁶ E. Prencipe,²⁶ V. Santoro,²⁶ F. Anulli,²⁷
R. Baldini-Ferroli,²⁷ A. Calcaterra,²⁷ R. de Sangro,²⁷ G. Finocchiaro,²⁷ S. Pacetti,²⁷ P. Patteri,²⁷ I. M. Peruzzi,^{27,†}
M. Piccolo,²⁷ M. Rama,²⁷ A. Zallo,²⁷ A. Buzzo,²⁸ R. Contri,²⁸ M. Lo Vetere,²⁸ M. M. Macri,²⁸ M. R. Monge,²⁸
S. Passaggio,²⁸ C. Patrignani,²⁸ E. Robutti,²⁸ A. Santroni,²⁸ S. Tosi,²⁸ K. S. Chaisanguanthum,²⁹ M. Morii,²⁹
J. Wu,²⁹ R. S. Dubitzky,³⁰ J. Marks,³⁰ S. Schenk,³⁰ U. Uwer,³⁰ D. J. Bard,³¹ P. D. Dauncey,³¹ R. L. Flack,³¹
J. A. Nash,³¹ M. B. Nikolich,³¹ W. Panduro Vazquez,³¹ M. Tibbetts,³¹ P. K. Behera,³² X. Chai,³²
M. J. Charles,³² U. Mallik,³² N. T. Meyer,³² V. Ziegler,³² J. Cochran,³³ H. B. Crawley,³³ L. Dong,³³ V. Eyges,³³
W. T. Meyer,³³ S. Prell,³³ E. I. Rosenberg,³³ A. E. Rubin,³³ A. V. Gritsan,³⁴ Z. J. Guo,³⁴ C. K. Lae,³⁴
A. G. Denig,³⁵ M. Fritsch,³⁵ G. Schott,³⁵ N. Arnaud,³⁶ J. Béquilleux,³⁶ M. Davier,³⁶ G. Grosdidier,³⁶ A. Höcker,³⁶
V. Lepeltier,³⁶ F. Le Diberder,³⁶ A. M. Lutz,³⁶ S. Pruvot,³⁶ S. Rodier,³⁶ P. Roudeau,³⁶ M. H. Schune,³⁶
J. Serrano,³⁶ V. Sordini,³⁶ A. Stocchi,³⁶ W. F. Wang,³⁶ G. Wormser,³⁶ D. J. Lange,³⁷ D. M. Wright,³⁷
I. Bingham,³⁸ C. A. Chavez,³⁸ I. J. Forster,³⁸ J. R. Fry,³⁸ E. Gabathuler,³⁸ R. Gamet,³⁸ D. E. Hutchcroft,³⁸
D. J. Payne,³⁸ K. C. Schofield,³⁸ C. Touramanis,³⁸ A. J. Bevan,³⁹ K. A. George,³⁹ F. Di Lodovico,³⁹ W. Menges,³⁹
R. Sacco,³⁹ G. Cowan,⁴⁰ H. U. Flaecher,⁴⁰ D. A. Hopkins,⁴⁰ S. Paramesvaran,⁴⁰ F. Salvatore,⁴⁰ A. C. Wren,⁴⁰
D. N. Brown,⁴¹ C. L. Davis,⁴¹ J. Allison,⁴² N. R. Barlow,⁴² R. J. Barlow,⁴² Y. M. Chia,⁴² C. L. Edgar,⁴²
G. D. Lafferty,⁴² T. J. West,⁴² J. I. Yi,⁴² J. Anderson,⁴³ C. Chen,⁴³ A. Jawahery,⁴³ D. A. Roberts,⁴³ G. Simi,⁴³
J. M. Tuggle,⁴³ G. Blaylock,⁴⁴ C. Dallapiccola,⁴⁴ S. S. Hertzbach,⁴⁴ X. Li,⁴⁴ T. B. Moore,⁴⁴ E. Salvati,⁴⁴
S. Saremi,⁴⁴ R. Cowan,⁴⁵ D. Dujmic,⁴⁵ P. H. Fisher,⁴⁵ K. Koeneke,⁴⁵ G. Sciolla,⁴⁵ S. J. Sekula,⁴⁵ M. Spitznagel,⁴⁵
F. Taylor,⁴⁵ R. K. Yamamoto,⁴⁵ M. Zhao,⁴⁵ Y. Zheng,⁴⁵ S. E. Mclachlin,⁴⁶ P. M. Patel,⁴⁶ S. H. Robertson,⁴⁶
A. Lazzaro,⁴⁷ F. Palombo,⁴⁷ J. M. Bauer,⁴⁸ L. Cremaldi,⁴⁸ V. Eschenburg,⁴⁸ R. Godang,⁴⁸ R. Kroeger,⁴⁸
D. A. Sanders,⁴⁸ D. J. Summers,⁴⁸ H. W. Zhao,⁴⁸ S. Brunet,⁴⁹ D. Côté,⁴⁹ M. Simard,⁴⁹ P. Taras,⁴⁹
F. B. Viaud,⁴⁹ H. Nicholson,⁵⁰ G. De Nardo,⁵¹ F. Fabozzi,^{51,‡} L. Lista,⁵¹ D. Monorchio,⁵¹ C. Sciacca,⁵¹
M. A. Baak,⁵² G. Raven,⁵² H. L. Snoek,⁵² C. P. Jessop,⁵³ J. M. LoSecco,⁵³ G. Benelli,⁵⁴ L. A. Corwin,⁵⁴
K. Honscheid,⁵⁴ H. Kagan,⁵⁴ R. Kass,⁵⁴ J. P. Morris,⁵⁴ A. M. Rahimi,⁵⁴ J. J. Regensburger,⁵⁴ Q. K. Wong,⁵⁴
N. L. Blount,⁵⁵ J. Brau,⁵⁵ R. Frey,⁵⁵ O. Igonkina,⁵⁵ J. A. Kolb,⁵⁵ M. Lu,⁵⁵ R. Rahmat,⁵⁵ N. B. Sinev,⁵⁵

D. Strom,⁵⁵ J. Strube,⁵⁵ E. Torrence,⁵⁵ N. Gagliardi,⁵⁶ A. Gaz,⁵⁶ M. Margoni,⁵⁶ M. Morandin,⁵⁶ A. Pompili,⁵⁶ M. Posocco,⁵⁶ M. Rotondo,⁵⁶ F. Simonetto,⁵⁶ R. Stroili,⁵⁶ C. Voci,⁵⁶ E. Ben-Haim,⁵⁷ H. Briand,⁵⁷ G. Calderini,⁵⁷ J. Chauveau,⁵⁷ P. David,⁵⁷ L. Del Buono,⁵⁷ Ch. de la Vaissière,⁵⁷ O. Hamon,⁵⁷ Ph. Leruste,⁵⁷ J. Malclès,⁵⁷ J. Ocariz,⁵⁷ A. Perez,⁵⁷ L. Gladney,⁵⁸ M. Biasini,⁵⁹ R. Covarelli,⁵⁹ E. Manoni,⁵⁹ C. Angelini,⁶⁰ G. Batignani,⁶⁰ S. Bettarini,⁶⁰ M. Carpinelli,⁶⁰ R. Cenci,⁶⁰ A. Cervelli,⁶⁰ F. Forti,⁶⁰ M. A. Giorgi,⁶⁰ A. Lusiani,⁶⁰ G. Marchiori,⁶⁰ M. A. Mazur,⁶⁰ M. Morganti,⁶⁰ N. Neri,⁶⁰ E. Paoloni,⁶⁰ G. Rizzo,⁶⁰ J. J. Walsh,⁶⁰ M. Haire,⁶¹ J. Biesiada,⁶² P. Elmer,⁶² Y. P. Lau,⁶² C. Lu,⁶² J. Olsen,⁶² A. J. S. Smith,⁶² A. V. Telnov,⁶² E. Baracchini,⁶³ F. Bellini,⁶³ G. Cavoto,⁶³ A. D’Orazio,⁶³ D. del Re,⁶³ E. Di Marco,⁶³ R. Faccini,⁶³ F. Ferrarotto,⁶³ F. Ferroni,⁶³ M. Gaspero,⁶³ P. D. Jackson,⁶³ L. Li Gioi,⁶³ M. A. Mazzoni,⁶³ S. Morganti,⁶³ G. Piredda,⁶³ F. Polci,⁶³ F. Renga,⁶³ C. Voena,⁶³ M. Ebert,⁶⁴ T. Hartmann,⁶⁴ H. Schröder,⁶⁴ R. Waldi,⁶⁴ T. Adye,⁶⁵ G. Castelli,⁶⁵ B. Franek,⁶⁵ E. O. Olaiya,⁶⁵ S. Ricciardi,⁶⁵ W. Roethel,⁶⁵ F. F. Wilson,⁶⁵ R. Aleksan,⁶⁶ S. Emery,⁶⁶ M. Escalier,⁶⁶ A. Gaidot,⁶⁶ S. F. Ganzhur,⁶⁶ G. Hamel de Monchenault,⁶⁶ W. Kozanecki,⁶⁶ G. Vasseur,⁶⁶ Ch. Yèche,⁶⁶ M. Zito,⁶⁶ X. R. Chen,⁶⁷ H. Liu,⁶⁷ W. Park,⁶⁷ M. V. Purohit,⁶⁷ J. R. Wilson,⁶⁷ M. T. Allen,⁶⁸ D. Aston,⁶⁸ R. Bartoldus,⁶⁸ P. Bechtle,⁶⁸ N. Berger,⁶⁸ R. Claus,⁶⁸ J. P. Coleman,⁶⁸ M. R. Convery,⁶⁸ J. C. Dingfelder,⁶⁸ J. Dorfan,⁶⁸ G. P. Dubois-Felsmann,⁶⁸ W. Dunwoodie,⁶⁸ R. C. Field,⁶⁸ T. Glanzman,⁶⁸ S. J. Gowdy,⁶⁸ M. T. Graham,⁶⁸ P. Grenier,⁶⁸ C. Hast,⁶⁸ T. Hryn’ova,⁶⁸ W. R. Innes,⁶⁸ J. Kaminski,⁶⁸ M. H. Kelsey,⁶⁸ H. Kim,⁶⁸ P. Kim,⁶⁸ M. L. Kocian,⁶⁸ D. W. G. S. Leith,⁶⁸ S. Li,⁶⁸ S. Luitz,⁶⁸ V. Luth,⁶⁸ H. L. Lynch,⁶⁸ D. B. MacFarlane,⁶⁸ H. Marsiske,⁶⁸ R. Messner,⁶⁸ D. R. Muller,⁶⁸ C. P. O’Grady,⁶⁸ I. Ofte,⁶⁸ A. Perazzo,⁶⁸ M. Perl,⁶⁸ T. Pulliam,⁶⁸ B. N. Ratcliff,⁶⁸ A. Roodman,⁶⁸ A. A. Salnikov,⁶⁸ R. H. Schindler,⁶⁸ J. Schwiening,⁶⁸ A. Snyder,⁶⁸ J. Stelzer,⁶⁸ D. Su,⁶⁸ M. K. Sullivan,⁶⁸ K. Suzuki,⁶⁸ S. K. Swain,⁶⁸ J. M. Thompson,⁶⁸ J. Va’vra,⁶⁸ N. van Bakel,⁶⁸ A. P. Wagner,⁶⁸ M. Weaver,⁶⁸ W. J. Wisniewski,⁶⁸ M. Wittgen,⁶⁸ D. H. Wright,⁶⁸ A. K. Yarritu,⁶⁸ K. Yi,⁶⁸ C. C. Young,⁶⁸ P. R. Burchat,⁶⁹ A. J. Edwards,⁶⁹ S. A. Majewski,⁶⁹ B. A. Petersen,⁶⁹ L. Wilden,⁶⁹ S. Ahmed,⁷⁰ M. S. Alam,⁷⁰ R. Bula,⁷⁰ J. A. Ernst,⁷⁰ V. Jain,⁷⁰ B. Pan,⁷⁰ M. A. Saeed,⁷⁰ F. R. Wappler,⁷⁰ S. B. Zain,⁷⁰ W. Bugg,⁷¹ M. Krishnamurthy,⁷¹ S. M. Spanier,⁷¹ R. Eckmann,⁷² J. L. Ritchie,⁷² A. M. Ruland,⁷² C. J. Schilling,⁷² R. F. Schwitters,⁷² J. M. Izen,⁷³ X. C. Lou,⁷³ S. Ye,⁷³ F. Bianchi,⁷⁴ F. Gallo,⁷⁴ D. Gamba,⁷⁴ M. Pelliccioni,⁷⁴ M. Bomben,⁷⁵ L. Bosisio,⁷⁵ C. Cartaro,⁷⁵ F. Cossutti,⁷⁵ G. Della Ricca,⁷⁵ L. Lanceri,⁷⁵ L. Vitale,⁷⁵ V. Azzolini,⁷⁶ N. Lopez-March,⁷⁶ F. Martinez-Vidal,⁷⁶ § D. A. Milanes,⁷⁶ A. Oyanguren,⁷⁶ J. Albert,⁷⁷ Sw. Banerjee,⁷⁷ B. Bhuyan,⁷⁷ K. Hamano,⁷⁷ R. Kowalewski,⁷⁷ I. M. Nugent,⁷⁷ J. M. Roney,⁷⁷ R. J. Sobie,⁷⁷ J. J. Back,⁷⁸ P. F. Harrison,⁷⁸ J. Ilic,⁷⁸ T. E. Latham,⁷⁸ G. B. Mohanty,⁷⁸ M. Pappagallo,⁷⁸ ¶ H. R. Band,⁷⁹ X. Chen,⁷⁹ S. Dasu,⁷⁹ K. T. Flood,⁷⁹ J. J. Hollar,⁷⁹ P. E. Kutter,⁷⁹ Y. Pan,⁷⁹ M. Pierini,⁷⁹ R. Prepost,⁷⁹ S. L. Wu,⁷⁹ and H. Neal⁸⁰

(The BABAR Collaboration)

¹Laboratoire de Physique des Particules, IN2P3/CNRS et Université de Savoie, F-74941 Annecy-Le-Vieux, France

²Universitat de Barcelona, Facultat de Física, Departament ECM, E-08028 Barcelona, Spain

³Università di Bari, Dipartimento di Fisica and INFN, I-70126 Bari, Italy

⁴University of Bergen, Institute of Physics, N-5007 Bergen, Norway

⁵Lawrence Berkeley National Laboratory and University of California, Berkeley, California 94720, USA

⁶University of Birmingham, Birmingham, B15 2TT, United Kingdom

⁷Ruhr Universität Bochum, Institut für Experimentalphysik 1, D-44780 Bochum, Germany

⁸University of Bristol, Bristol BS8 1TL, United Kingdom

⁹University of British Columbia, Vancouver, British Columbia, Canada V6T 1Z1

¹⁰Brunel University, Uxbridge, Middlesex UB8 3PH, United Kingdom

¹¹Budker Institute of Nuclear Physics, Novosibirsk 630090, Russia

¹²University of California at Irvine, Irvine, California 92697, USA

¹³University of California at Los Angeles, Los Angeles, California 90024, USA

¹⁴University of California at Riverside, Riverside, California 92521, USA

¹⁵University of California at San Diego, La Jolla, California 92093, USA

¹⁶University of California at Santa Barbara, Santa Barbara, California 93106, USA

¹⁷University of California at Santa Cruz, Institute for Particle Physics, Santa Cruz, California 95064, USA

¹⁸California Institute of Technology, Pasadena, California 91125, USA

¹⁹University of Cincinnati, Cincinnati, Ohio 45221, USA

²⁰University of Colorado, Boulder, Colorado 80309, USA

²¹Colorado State University, Fort Collins, Colorado 80523, USA

²²Universität Dortmund, Institut für Physik, D-44221 Dortmund, Germany

²³Technische Universität Dresden, Institut für Kern- und Teilchenphysik, D-01062 Dresden, Germany

²⁴Laboratoire Leprince-Ringuet, CNRS/IN2P3, Ecole Polytechnique, F-91128 Palaiseau, France

²⁵University of Edinburgh, Edinburgh EH9 3JZ, United Kingdom

²⁶Università di Ferrara, Dipartimento di Fisica and INFN, I-44100 Ferrara, Italy

- ²⁷Laboratori Nazionali di Frascati dell'INFN, I-00044 Frascati, Italy
- ²⁸Università di Genova, Dipartimento di Fisica and INFN, I-16146 Genova, Italy
- ²⁹Harvard University, Cambridge, Massachusetts 02138, USA
- ³⁰Universität Heidelberg, Physikalisches Institut, Philosophenweg 12, D-69120 Heidelberg, Germany
- ³¹Imperial College London, London, SW7 2AZ, United Kingdom
- ³²University of Iowa, Iowa City, Iowa 52242, USA
- ³³Iowa State University, Ames, Iowa 50011-3160, USA
- ³⁴Johns Hopkins University, Baltimore, Maryland 21218, USA
- ³⁵Universität Karlsruhe, Institut für Experimentelle Kernphysik, D-76021 Karlsruhe, Germany
- ³⁶Laboratoire de l'Accélérateur Linéaire, IN2P3/CNRS et Université Paris-Sud 11, Centre Scientifique d'Orsay, B. P. 34, F-91898 ORSAY Cedex, France
- ³⁷Lawrence Livermore National Laboratory, Livermore, California 94550, USA
- ³⁸University of Liverpool, Liverpool L69 7ZE, United Kingdom
- ³⁹Queen Mary, University of London, E1 4NS, United Kingdom
- ⁴⁰University of London, Royal Holloway and Bedford New College, Egham, Surrey TW20 0EX, United Kingdom
- ⁴¹University of Louisville, Louisville, Kentucky 40292, USA
- ⁴²University of Manchester, Manchester M13 9PL, United Kingdom
- ⁴³University of Maryland, College Park, Maryland 20742, USA
- ⁴⁴University of Massachusetts, Amherst, Massachusetts 01003, USA
- ⁴⁵Massachusetts Institute of Technology, Laboratory for Nuclear Science, Cambridge, Massachusetts 02139, USA
- ⁴⁶McGill University, Montréal, Québec, Canada H3A 2T8
- ⁴⁷Università di Milano, Dipartimento di Fisica and INFN, I-20133 Milano, Italy
- ⁴⁸University of Mississippi, University, Mississippi 38677, USA
- ⁴⁹Université de Montréal, Physique des Particules, Montréal, Québec, Canada H3C 3J7
- ⁵⁰Mount Holyoke College, South Hadley, Massachusetts 01075, USA
- ⁵¹Università di Napoli Federico II, Dipartimento di Scienze Fisiche and INFN, I-80126, Napoli, Italy
- ⁵²NIKHEF, National Institute for Nuclear Physics and High Energy Physics, NL-1009 DB Amsterdam, The Netherlands
- ⁵³University of Notre Dame, Notre Dame, Indiana 46556, USA
- ⁵⁴Ohio State University, Columbus, Ohio 43210, USA
- ⁵⁵University of Oregon, Eugene, Oregon 97403, USA
- ⁵⁶Università di Padova, Dipartimento di Fisica and INFN, I-35131 Padova, Italy
- ⁵⁷Laboratoire de Physique Nucléaire et de Hautes Energies, IN2P3/CNRS, Université Pierre et Marie Curie-Paris6, Université Denis Diderot-Paris7, F-75252 Paris, France
- ⁵⁸University of Pennsylvania, Philadelphia, Pennsylvania 19104, USA
- ⁵⁹Università di Perugia, Dipartimento di Fisica and INFN, I-06100 Perugia, Italy
- ⁶⁰Università di Pisa, Dipartimento di Fisica, Scuola Normale Superiore and INFN, I-56127 Pisa, Italy
- ⁶¹Prairie View A&M University, Prairie View, Texas 77446, USA
- ⁶²Princeton University, Princeton, New Jersey 08544, USA
- ⁶³Università di Roma La Sapienza, Dipartimento di Fisica and INFN, I-00185 Roma, Italy
- ⁶⁴Universität Rostock, D-18051 Rostock, Germany
- ⁶⁵Rutherford Appleton Laboratory, Chilton, Didcot, Oxon, OX11 0QX, United Kingdom
- ⁶⁶DSM/Dapnia, CEA/Saclay, F-91191 Gif-sur-Yvette, France
- ⁶⁷University of South Carolina, Columbia, South Carolina 29208, USA
- ⁶⁸Stanford Linear Accelerator Center, Stanford, California 94309, USA
- ⁶⁹Stanford University, Stanford, California 94305-4060, USA
- ⁷⁰State University of New York, Albany, New York 12222, USA
- ⁷¹University of Tennessee, Knoxville, Tennessee 37996, USA
- ⁷²University of Texas at Austin, Austin, Texas 78712, USA
- ⁷³University of Texas at Dallas, Richardson, Texas 75083, USA
- ⁷⁴Università di Torino, Dipartimento di Fisica Sperimentale and INFN, I-10125 Torino, Italy
- ⁷⁵Università di Trieste, Dipartimento di Fisica and INFN, I-34127 Trieste, Italy
- ⁷⁶IFIC, Universitat de Valencia-CSIC, E-46071 Valencia, Spain
- ⁷⁷University of Victoria, Victoria, British Columbia, Canada V8W 3P6
- ⁷⁸Department of Physics, University of Warwick, Coventry CV4 7AL, United Kingdom
- ⁷⁹University of Wisconsin, Madison, Wisconsin 53706, USA
- ⁸⁰Yale University, New Haven, Connecticut 06511, USA

(Dated: October 23, 2018)

We present a search for the decay $B^+ \rightarrow \tau^+ \nu$ using 383×10^6 $B\bar{B}$ pairs collected at the $\Upsilon(4S)$ resonance with the BABAR detector at the SLAC PEP-II B-Factory. A sample of events with one reconstructed semileptonic B decay ($B^- \rightarrow D^0 \ell^- \bar{\nu}_\ell X$) is selected, and in the recoil a search for $B^+ \rightarrow \tau^+ \nu$ is performed. The τ is identified in the following channels: $\tau^+ \rightarrow e^+ \nu \bar{\nu}$, $\tau^+ \rightarrow \mu^+ \nu \bar{\nu}$, $\tau^+ \rightarrow \pi^+ \bar{\nu}$ and $\tau^+ \rightarrow \pi^+ \pi^0 \bar{\nu}$. We measure a branching fraction of $\mathcal{B}(B^+ \rightarrow \tau^+ \nu) = (0.9 \pm 0.6(\text{stat.}) \pm$

$0.1(\text{syst.}) \times 10^{-4}$. In the absence of a significant signal, we calculate an upper limit at the 90% confidence level of $\mathcal{B}(B^+ \rightarrow \tau^+\nu) < 1.7 \times 10^{-4}$. We calculate the product of the B meson decay constant f_B and $|V_{ub}|$ to be $f_B \cdot |V_{ub}| = (7.2_{-2.8}^{+2.0}(\text{stat.}) \pm 0.2(\text{syst.})) \times 10^{-4}$ GeV.

PACS numbers: 13.20.-v, 13.25.Hw

I. INTRODUCTION

In the Standard Model (SM), the purely leptonic decay $B^+ \rightarrow \tau^+\nu$ [1] proceeds via quark annihilation into a W^+ boson. The branching fraction is given by:

$$\mathcal{B}(B^+ \rightarrow \tau^+\nu) = \frac{G_F^2 m_B m_\tau^2}{8\pi} \left[1 - \frac{m_\tau^2}{m_B^2} \right]^2 \tau_{B^+} f_B^2 |V_{ub}|^2, \quad (1)$$

where V_{ub} is an element of the Cabibbo-Kobayashi-Maskawa quark-mixing matrix [2, 3], f_B is the B meson decay constant, G_F is the Fermi constant, τ_{B^+} is the B^+ lifetime, and m_B and m_τ are the B^+ and τ masses. Physics beyond the SM, such as two-Higgs doublet models, could enhance or suppress $\mathcal{B}(B^+ \rightarrow \tau^+\nu)$ through the introduction of a charged Higgs boson [4, 5, 6]. Using theoretical calculations of f_B from lattice QCD and experimental measurements of $|V_{ub}|$ from semileptonic B decays, this purely leptonic B decay can be used to constrain the parameters of theories beyond the SM. Or, assuming that SM processes dominate and using the value of $|V_{ub}|$ determined from semileptonic B decays, purely leptonic decays provide an experimental method of measuring f_B with reduced theoretical error.

The branching fractions for $B^+ \rightarrow \mu^+\nu$ and $B^+ \rightarrow e^+\nu$ are suppressed by factors of $\sim 5 \times 10^{-3}$ and $\sim 10^{-7}$ with respect to $B^+ \rightarrow \tau^+\nu$. However, a search for $B^+ \rightarrow \tau^+\nu$ is experimentally challenging due to the large missing momentum from multiple neutrinos, which makes the signature less distinctive than in the other leptonic modes. The SM estimate of the branching fraction for $B^+ \rightarrow \tau^+\nu$, using $|V_{ub}| = (4.31 \pm 0.30) \times 10^{-3}$ [7] and $f_B = 0.216 \pm 0.022$ GeV [8] in Eq. 1 is $(1.6 \pm 0.4) \times 10^{-4}$. In a previously published analysis using a sample of 223×10^6 $\Upsilon(4S)$ decays, the BABAR collaboration set an upper limit of $\mathcal{B}(B^+ \rightarrow \tau^+\nu) < 2.6 \times 10^{-4}$ at the 90% confidence level (CL) [9]. The Belle Collaboration has reported evidence from a search for this channel where the branching fraction was measured to be $\mathcal{B}(B^+ \rightarrow \tau^+\nu) = (1.79_{-0.49}^{+0.56}(\text{stat.})_{-0.51}^{+0.46}(\text{syst.})) \times 10^{-4}$ [10].

*Deceased

†Also with Università di Perugia, Dipartimento di Fisica, Perugia, Italy

‡Also with Università della Basilicata, Potenza, Italy

§Also with Universitat de Barcelona, Facultat de Física, Departament ECM, E-08028 Barcelona, Spain

¶Also with IPPP, Physics Department, Durham University, Durham DH1 3LE, United Kingdom

II. THE BABAR DETECTOR AND DATASET

The data used in this analysis were collected with the BABAR detector [11] at the PEP-II storage ring. The sample corresponds to an integrated luminosity of 346 fb^{-1} at the $\Upsilon(4S)$ resonance (on-resonance) and 36.3 fb^{-1} taken at 40 MeV below the $B\bar{B}$ production threshold (off-resonance) which is used to study background from $e^+e^- \rightarrow f\bar{f}$ ($f = u, d, s, c, \tau$) continuum events. The on-resonance sample contains $(383 \pm 4) \times 10^6$ $\Upsilon(4S)$ decays. The detector components used in this analysis are the tracking system composed of a five-layer silicon vertex detector and a 40-layer drift chamber (DCH), the Cherenkov detector for charged π - K discrimination, a CsI calorimeter (EMC) for photon and electron identification, and an 18-layer flux return (IFR) located outside of the 1.5 T solenoidal coil and instrumented with resistive plate chambers for muon and neutral hadron identification. For the most recent 133 fb^{-1} of data, a portion of the resistive plate chambers has been replaced with limited streamer tubes. We analyze the data from several data-taking periods separately to account for varying accelerator and detector conditions.

A GEANT4-based [12] Monte Carlo (MC) simulation is used to model signal efficiencies and physics backgrounds. The τ lepton decay is modeled using EvtGen [13]. Beam-related background and detector noise from data are overlaid on the simulated events. Simulation samples equivalent to approximately three times the accumulated data are used to model $B\bar{B}$ events, and samples equivalent to approximately 1.5 times the accumulated data are used to model continuum events. We determine selection efficiencies for signal events using a MC simulation where one B^+ meson decays to $\tau^+\nu$, while the other is allowed to decay into any final state.

III. ANALYSIS METHOD

Due to the presence of multiple neutrinos, the $B^+ \rightarrow \tau^+\nu$ decay mode lacks the kinematic constraints which are usually exploited in B decay searches in order to reject both continuum and $B\bar{B}$ backgrounds. The strategy adopted for this analysis is to reconstruct exclusively the decay of one of the B mesons in the event, referred to as the “tag” B . The remaining particle(s) in the event (the “recoil”) are assumed to come from the other B and are compared with the signature expected for $B^+ \rightarrow \tau^+\nu$. In order to avoid experimenter bias, the signal region in data is blinded until the final yield extraction is performed.

The tag B is reconstructed in the set of semileptonic B decay modes $B^- \rightarrow D^0 \ell^- \bar{\nu}_\ell X$, where ℓ denotes either

electron or muon, and X can be either nothing or a transition particle (π^0 or photon) from a higher mass charm state decay which we do not attempt to explicitly include in the tag B . However, we explicitly veto events where the best tag candidate is consistent with neutral B decay, where the X system is a single charged pion that can be combined with the D^0 to form a D^{*+} candidate.

The $B^+ \rightarrow \tau^+ \nu$ signal is searched for in both leptonic and hadronic τ decay modes constituting approximately 71% of the total τ decay width: $\tau^+ \rightarrow e^+ \nu \bar{\nu}$, $\tau^+ \rightarrow \mu^+ \nu \bar{\nu}$, $\tau^+ \rightarrow \pi^+ \bar{\nu}$, and $\tau^+ \rightarrow \pi^+ \pi^0 \bar{\nu}$. We do not consider the $\tau^+ \rightarrow \pi^+ \pi^- \pi^+ \bar{\nu}$ mode since we found it to be dominated by background events.

A. Tag B Reconstruction

$D^0 \ell$ candidates are reconstructed by combining a D^0 with an identified electron or muon with momentum above $0.8 \text{ GeV}/c$ in the $e^+ e^-$ center-of-mass (CM) frame (Fig. 1). The flight direction of the D^0 is required to intersect with the lepton track. Assuming that the massless neutrino is the only missing particle, we calculate the cosine of the angle between the $D^0 \ell$ candidate and the B meson,

$$\cos \theta_{B-D^0 \ell} = \frac{2E_B E_{D^0 \ell} - m_B^2 - m_{D^0 \ell}^2}{2|\vec{p}_B||\vec{p}_{D^0 \ell}|}, \quad (2)$$

where $(E_{D^0 \ell}, \vec{p}_{D^0 \ell})$ and (E_B, \vec{p}_B) are the four-momenta of the $D^0 \ell$ and B in the CM frame, and $m_{D^0 \ell}$ and m_B are the masses of the $D^0 \ell$ candidate and B^+ meson (the nominal mass [7] is used), respectively. E_B and the magnitude of \vec{p}_B are calculated from the beam energy: $E_B = E_{\text{CM}}/2$, where E_{CM} is the CM energy of the beams, and $|\vec{p}_B| = \sqrt{E_B^2 - m_B^2}$. Correctly reconstructed candidates populate $\cos \theta_{B-D^0 \ell}$ in the range of $[-1, 1]$, whereas combinatorial backgrounds can take unphysical values outside this range. We retain events in the interval $-2.0 < \cos \theta_{B-D^0 \ell} < 1.1$, where the upper bound takes into account the detector resolution and the less restrictive lower bound accepts those events where the X is a soft transition particle from a higher mass charm state.

We reconstruct the D^0 candidates in four decay modes: $K^- \pi^+$, $K^- \pi^+ \pi^- \pi^+$, $K^- \pi^+ \pi^0$, and $K_s^0 \pi^+ \pi^-$, only considering K_s^0 candidates decaying to charged pions. The charged tracks are required to meet particle identification criteria consistent with the particle hypothesis and are required to converge at a common vertex. The π^0 candidates are required to have invariant masses between 0.115 and $0.150 \text{ GeV}/c^2$ and the photon daughter candidates of the π^0 must have a minimum laboratory energy of 30 MeV and have shower shapes consistent with electromagnetic showers. The mass of the reconstructed D^0 candidates (Fig. 1) in the $K^- \pi^+$, $K^- \pi^+ \pi^- \pi^+$, and $K_s^0 \pi^+ \pi^-$ modes is required to be within $20 \text{ MeV}/c^2$ of the nominal mass [7], while in the $K^- \pi^+ \pi^0$ decay mode the mass is required to be within $35 \text{ MeV}/c^2$ of the nominal

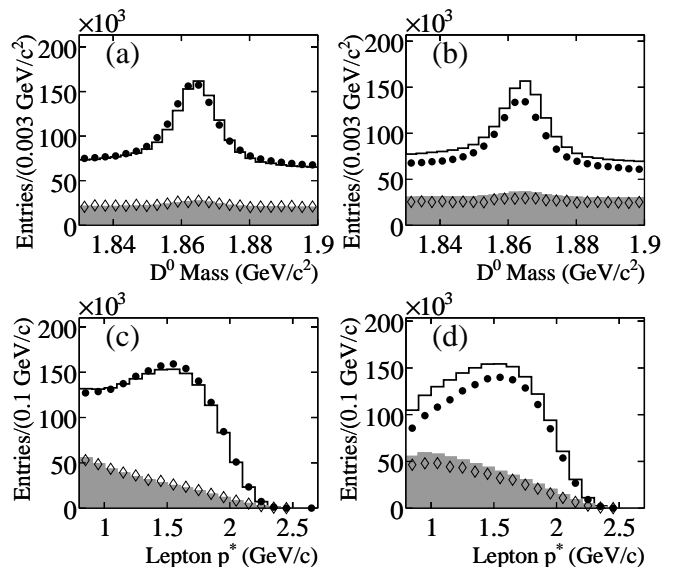


FIG. 1: D^0 mass for tag B candidates containing an (a) electron or (b) muon and the CM momentum of the tag B lepton for tag B candidates containing an (c) electron or (d) muon. On-resonance data (filled circles) are overlaid on the $B\bar{B}$ MC (solid histogram) and non-resonance background MC (gray histogram), which have been normalized to the integrated data luminosity. Off-resonance data (open diamonds) are overlaid for comparison, and normalized to the on-resonance integrated luminosity.

mass. These constraints are determined by fitting a single Gaussian function and a first-order polynomial to the mass distribution in signal MC and correspond to the 3σ positions on the Gaussian. Furthermore, the sum of the charges of all the particles in the event must be equal to zero. If more than one suitable $D^0 \ell$ candidate can be reconstructed, the best candidate is taken to be the one with the largest probability of converging at a single vertex.

The tag reconstruction efficiency, extracted from signal MC and averaged over all data taking periods, is $(6.64 \pm 0.03) \times 10^{-3}$, where the error is due to the statistics of the signal MC sample. At this level of selection, we find that the MC models the data well in the electron channel of the semileptonic B decay, but less so in the muon channel. The disagreement in the muon channel appears to derive largely from the continuum background and therefore should not affect the real semileptonic tags. The tag reconstruction efficiency is corrected for any data/MC disagreement using a control sample described in Section III D.

B. Selection of $B^+ \rightarrow \tau^+ \nu$ signal candidates

After the tag B reconstruction, the recoil is studied for consistency with the signal modes. All selection criteria are optimized for each of the different signal τ decay

modes. The optimization is performed by maximizing the signal significance, $s/\sqrt{s+b}$, for each channel using the signal (s) and background (b) MC and assuming a total branching fraction for $B^+ \rightarrow \tau^+\nu$ of 1.0×10^{-4} , using the PRIM algorithm [14]. This algorithm simultaneously optimizes selection criteria over a number of variables by relaxing and tightening the constraints on all variables until a maximal significance is achieved, allowing only up to a fixed percentage of signal and background to be removed or restored with each iteration of the selection criteria.

All signal modes contain one charged particle that is identified as either an electron, muon, or pion using standard particle identification techniques. Both the $\tau^+ \rightarrow \pi^+\bar{\nu}$ and the $\tau^+ \rightarrow \pi^+\pi^0\bar{\nu}$ modes contain a pion signal track and are characterized by the number of signal π^0 mesons. The signal track is required to have at least 12 hits in the DCH; its momentum transverse to the beam axis, p_T , is required to be greater than $0.1 \text{ GeV}/c$, and its point of closest approach to the interaction point must be less than 10.0 cm along the beam axis and less than 1.5 cm transverse to it. We demand the invariant mass of the signal π^0 be between 0.115 and $0.150 \text{ GeV}/c^2$. The daughter photon candidates must have a minimum energy of 50 MeV , and their shower shapes are required to be consistent with electromagnetic showers.

Background consists primarily of B^+B^- events in which the tag B meson has been correctly reconstructed and the recoil contains one track and additional particles which are not reconstructed by the tracking detectors or calorimeter. These events typically contain one or more K_L^0 mesons, neutrinos and particles that pass outside of the detector acceptance. $B^0\bar{B}^0$ and continuum events contribute background to hadronic τ decay modes. In addition, some excess events in data, most likely from higher-order QED processes (such as two-photon fusion) that are not modeled in our MC simulation, are observed.

Backgrounds are suppressed relative to signal by imposing constraints on the kinematic and shape properties of the events. The missing mass is calculated as:

$$M_{\text{miss}} = \sqrt{(E_{\mathcal{Y}(4S)} - E_{\text{vis}})^2 - (\vec{p}_{\mathcal{Y}(4S)} - \vec{p}_{\text{vis}})^2}. \quad (3)$$

Here $(E_{\mathcal{Y}(4S)}, \vec{p}_{\mathcal{Y}(4S)})$ is the four-momentum of the $\mathcal{Y}(4S)$, known from the beam energies. The quantities E_{vis} and \vec{p}_{vis} are the total visible energy and momentum of the event, which are calculated by adding the energy and momenta, respectively, of all the reconstructed tracks and photons in the event. Continuum background is suppressed with two variables: the cosine of the angle between the signal candidate and the tag candidate thrust vectors (in the CM frame), $\cos\theta_{\bar{\tau}}$, and the minimum invariant mass constructible from any three tracks in an event, M_3^{min} . For the background, the cosine of the thrust angle peaks at ± 1 , while the minimum invariant mass peaks strongly below $1.5 \text{ GeV}/c^2$, as can be seen in Fig. 2, where the signal and $\tau^+\tau^-$ background MC are shown. We project this 2-d plane into a single variable

for use in the selection optimization algorithm. The projection uses the following empirically derived equation:

$$R_{\text{cont}} \equiv \sqrt{(3.7 - |\cos\theta_{\bar{\tau}}|)^2 + (M_3^{\text{min}}/(\text{GeV}/c^2) - 0.75)^2}. \quad (4)$$

Applying selection criteria to R_{cont} primarily removes background from $e^+e^- \rightarrow \tau^+\tau^-$, but also suppresses other continuum backgrounds. Since the $\tau^+ \rightarrow \pi^+\pi^0\bar{\nu}$ decay proceeds via an intermediate resonance ($\rho^+ \rightarrow \pi^+\pi^0$), further background rejection can be achieved by applying requirements on the intermediate meson candidate. In events with more than one recoil π^0 , the candidate with invariant mass closest to the nominal π^0 mass [7] is chosen. The invariant mass of the reconstructed $\pi^+\pi^0$ signal candidates are required to lie between 0.64 and $0.86 \text{ GeV}/c^2$. A quantity analogous to $\cos\theta_{B-D^0\ell}$, as defined in section III A, can be calculated for $\tau^+ \rightarrow \pi^+\pi^0\bar{\nu}$ by replacing the B with a τ and the $D^0\ell$ with $\pi^+\pi^0$ in Eq. 2. The analogous quantities of $|\vec{p}_\tau|$ and E_τ are calculated assuming the τ is from the $B^+ \rightarrow \tau^+\nu$ decay and that the B^+ is almost at rest in the CM frame. We require $\cos\theta_{\tau-\pi^+\pi^0} < 0.87$.

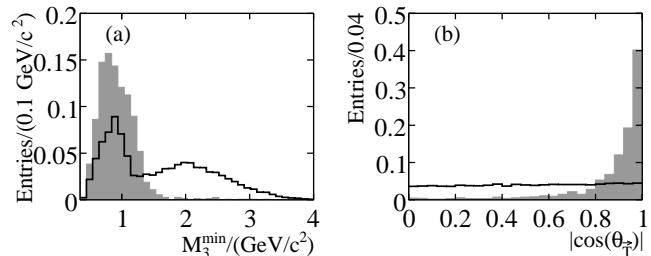


FIG. 2: (a) Minimum invariant mass of any three tracks and (b) $|\cos\theta_{\bar{\tau}}|$ for $B^+ \rightarrow \tau^+\nu$ signal MC (solid histogram) and $e^+e^- \rightarrow \tau^+\tau^-$ MC (gray histogram). All distributions are normalized to unit area.

We demand that there are no K_L^0 candidates reconstructed in the IFR. For the $\tau^+ \rightarrow \pi^+\bar{\nu}$ channel, we demand that there are fewer than two candidate clusters in the EMC consistent with being deposited by a K_L^0 . In the leptonic final states we demand that there are two or fewer π^0 candidates. For the $\tau^+ \rightarrow e^+\nu\bar{\nu}$ mode, we reject events where a photon conversion creates the electron by requiring that the invariant mass of the signal and tag B lepton pair be greater than $0.1 \text{ GeV}/c^2$. We impose mode-dependent selection criteria on the total momentum (p_{signal}^*) of the visible decay products of the τ candidate.

We further separate signal and background by exploiting the remaining energy (E_{extra}), calculated by summing the CM energy of the neutral clusters (with a minimum of 20 MeV in the laboratory frame) and tracks that are not associated with either the tag B or the signal. Signal events tend to peak at low E_{extra} values whereas background events, which tend to contain additional sources of neutral clusters, are distributed toward higher E_{extra} values. The selection applied to E_{extra} is optimized for

the best signal significance, assuming the branching fraction is 1×10^{-4} and was blinded for $E_{\text{extra}} < 0.5$ GeV in on-resonance data until the selection was finalized.

The signal selection efficiencies for the τ decay modes are determined from signal MC simulation and summarized in Table I. The signal efficiencies correspond to the fraction of events selected in a specific signal decay mode, given that a tag B has been reconstructed. Signal selection efficiencies are further corrected by applying the factors provided in Table IV which are explained in later sections.

TABLE I: Selection criteria optimized for each signal τ decay mode. Additional selection criteria are described in the text. The signal efficiencies, multiplied by branching fraction, are given for each τ decay mode, relative to the number of tags. Values given in the squared brackets represent lower and upper selection criteria imposed on the respective quantity.

mode	e^+	μ^+	π^+	$\pi^+\pi^0$
$M_{\text{miss}}(\text{GeV}/c^2)$	[4.6, 6.7]	[3.2, 6.1]	≥ 1.6	≤ 4.6
$p_{\text{signal}}^*(\text{GeV}/c)$	≤ 1.5	–	≥ 1.6	≥ 1.7
R_{cont}	[2.78, 4.0]	> 2.74	> 2.84	> 2.94
$E_{\text{extra}}(\text{GeV})$	< 0.31	< 0.26	< 0.48	< 0.25
Efficiency (%)	4.2 ± 0.1	2.4 ± 0.1	4.9 ± 0.1	1.2 ± 0.1

C. Background Estimation from E_{extra} Sidebands

We estimate our background from the data by studying events in a sideband region of E_{extra} . We define the sideband (sb) region as $E_{\text{extra}} > 0.5$ GeV, and also define signal regions (sig) in E_{extra} using the appropriate signal mode-dependent selection. After applying all other selection criteria, we compute from the background MC simulation the ratio of events in the sideband ($N_{\text{MC,sb}}$) and signal ($N_{\text{MC,sig}}$) regions,

$$R^{\text{MC}} = \frac{N_{\text{MC,sig}}}{N_{\text{MC,sb}}}. \quad (5)$$

Using the number of data events in the sideband ($N_{\text{data,sb}}$) and the ratio R^{MC} , the number of expected background events in the signal region in data ($N_{\text{exp,sig}}$) is estimated,

$$N_{\text{exp,sig}} = N_{\text{data,sb}} \cdot R^{\text{MC}}. \quad (6)$$

The sideband background projection (Table II) is taken as the number of expected background events.

The background estimate is validated by performing a similar test using sidebands in the D^0 mass distribution. We select events using D^0 mass sidebands between 4σ and 9σ above and below the nominal D^0 mass, with all other signal selection criteria applied. Candidates in these regions of the D^0 mass distribution are random combinations of kaons and pions, and represent a pure combinatoric background. We average the yields from the upper and lower sidebands and scale this using the

TABLE II: Comparison of the expected total background, computed from data and MC in the D^0 mass sideband and signal regions, to that computed by projecting the E_{extra} sideband into the E_{extra} signal region.

signal mode	Background Prediction			
	e^+	μ^+	π^+	$\pi^+\pi^0$
E_{extra} sideband	44.3 ± 5.2	39.8 ± 4.4	120.3 ± 10.2	17.3 ± 3.3
D^0 sideband	44.2 ± 6.4	42.8 ± 6.0	113.4 ± 11.6	16.3 ± 4.5

ratio of the D^0 mass sideband and signal region. This yields a D^0 mass combinatoric background estimate in the D^0 mass signal region for both data ($N_{\text{comb}}^{\text{data}}$) and MC ($N_{\text{comb}}^{\text{MC}}$). The remaining component, in the MC, of the background which contains real D^0 mesons in the tag is then computed,

$$N_{\text{peak}}^{\text{MC}} = N_{\text{total}}^{\text{MC}} - N_{\text{comb}}^{\text{MC}}, \quad (7)$$

and added to the combinatoric component (determined from data) to obtain an effective estimate of the total background,

$$N_{\text{total}}^{\text{predicted}} = N_{\text{peak}}^{\text{MC}} + N_{\text{comb}}^{\text{data}}. \quad (8)$$

This is done for each reconstructed signal decay channel. The method assumes that the background in the E_{extra} signal region can be modeled by the combinatoric component of the D^0 mass distribution, taken from data, and the peaking component of the D^0 mass distribution, taken from MC simulations. Since it uses the D^0 mass sidebands, it is also statistically independent from the E_{extra} sideband calculation.

We find very good agreement between the background prediction using the D^0 mass sidebands and that obtained from the projection of the E_{extra} sideband. This agreement is demonstrated in Table II and further validates our background estimation method.

D. Correction of tag B yield and E_{extra} simulation

The tag B yield and E_{extra} distribution in signal and background MC simulation are validated using control samples. These samples are further used to define corrections to efficiencies of selection criteria. ‘‘Double-tagged’’ events, for which both of the B mesons are reconstructed in tagging modes, $B^- \rightarrow D^0 \ell^- \bar{\nu}_\ell X$ vs. $B^+ \rightarrow \bar{D}^0 \ell^+ \nu_\ell X$ are used as the primary control sample. ‘‘Single-tagged’’ events are also used where one B decays via $B^- \rightarrow D^0 \ell^- \bar{\nu}_\ell X$ and the other B decay is not constrained. The double-tagged sample is almost entirely free of continuum events.

We select double-tagged events by requiring that the two semileptonic B candidates have opposite charge and do not share any particles. We also require that there are no additional tracks in the event. If there are more than two such independent tag B candidates in the event

then the two best candidates are selected as those with the largest probabilities of each converging at a common origin. The D^0 meson invariant mass is shown in Fig. 3 for the second tag in all double-tagged events.

We initially determine the tag efficiency using a signal MC where one of the two B mesons always decays into a generic final state and the other always decays into a $\tau^+\nu$ final state. We estimate the correction to the MC semileptonic tag efficiency by comparing the number of single- and double-tagged events in data and MC. We calculate the ratio of double-tagged to single-tagged events, and we use the ratio of this quantity from data and MC as a correction factor for the tag B yield.

We determine the number of single-tagged events by subtracting the combinatoric component under the D^0 mass peak in events where one B is tagged and the second is allowed to decay without constraint (Fig. 1). We determine this component by using D^0 mass sidebands between 4σ and 7σ above and below the nominal D^0 mass. A narrower sideband region is used for this study than in the background estimate validation due to the comparative flatness of the sidebands in this region and the large statistics available at this early stage of selection. We then average the yields from these combinatoric D^0 mass regions and scale by the ratio of the sideband and signal region widths. We perform this subtraction using events where the D^0 meson from one of the semileptonic tags is reconstructed as $D^0 \rightarrow K^-\pi^+$ and the second tag decays into any of our allowed final states. The resulting single-tagged event yields, and the double-tagged event yields, are shown in Table III. We compared these results to that obtained from events where the D^0 of at least one of the tags decays as $D^0 \rightarrow K^-\pi^+\pi^-\pi^+$ and found a similar correction.

We take the uncertainty on the data/MC single-to-double-tag ratios as the systematic uncertainty on the tag B yield. We find a correction of 1.05 with a 3.6% uncertainty. This comparison between data and MC provides a more realistic environment than signal MC in which to compare the various forms of background in the analysis, and correct for them. The double-tagged sample alone would only correct for B^+B^- backgrounds.

TABLE III: Single-tag and double-tag yields in data and MC, for events where the D^0 meson from the first tag is required to decay as $D^0 \rightarrow K^-\pi^+$. We calculate the ratio of these two yields, and take the ratio of these ratios as a correction to the tagging efficiency determined from MC. The uncertainty on the correction is taken as a systematic error.

	Single Tags	Double Tags	Ratio
Data	335417 ± 747	1067 ± 33	$(3.18 \pm 0.10) \times 10^{-3}$
MC	349972 ± 572	1065 ± 20	$(3.04 \pm 0.06) \times 10^{-3}$
Data/MC			1.049 ± 0.038

We can further test the modeling of E_{extra} by comparing it in double-tagged events from data and MC.

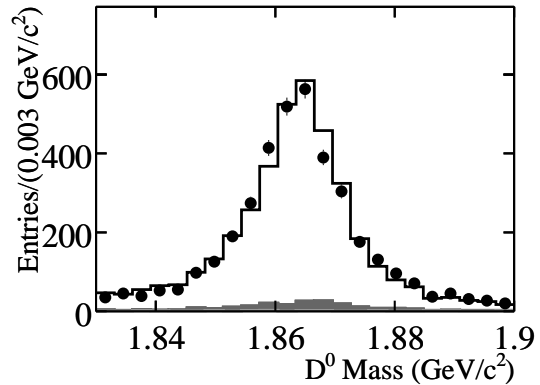


FIG. 3: D^0 invariant mass from the recoil B meson in double-tagged events. On-resonance data (black circles) are overlaid on the combined $B\bar{B}$ (solid histogram) and continuum (gray histogram) MC samples normalized to the data luminosity.

The E_{extra} for the double-tagged sample (Fig. 4) is calculated by summing the energy of the photons which are not associated with either of the tag B candidates. The sources of photons contributing to the E_{extra} distribution in double-tagged events are similar to those contributing to the E_{extra} distribution in the signal MC simulation.

We additionally check the modeling of E_{extra} by comparing samples of events where the signal and tag B candidates are of the same sign. We find that for all signal modes, there is good agreement between the shape of the E_{extra} from the background prediction and the data in this wrong-charge sample. In the pion channel in particular, we find the data yield is higher than predicted from MC. This suggests that for a pure background sample, with a topology similar to that of signal, the E_{extra} distribution is well-modeled but the background estimate cannot be taken directly from the MC background simulation. This further validates our choice to take the background estimate from the E_{extra} sideband in data and the signal-to-sideband ratio in MC simulation.

IV. STUDIES OF SYSTEMATIC UNCERTAINTIES

The main sources of uncertainty in the determination of the $B^+ \rightarrow \tau^+\nu$ branching fraction are the tag reconstruction efficiency (ε_{tag}), the efficiency of each signal mode (ε_i), and the number of expected background events in the signal region for each signal mode.

An uncertainty of 1.1% enters the branching fraction calculation from the estimation of the number of B^+B^- events present in the data sample [15]. The tagging efficiency and yield in signal MC is corrected using the double-tagged and single-tagged samples. The tag B yield systematic uncertainty is 3.6%, with a correction factor to the yield of 1.05. The systematic uncertainties on the signal efficiency depend on the τ decay mode and

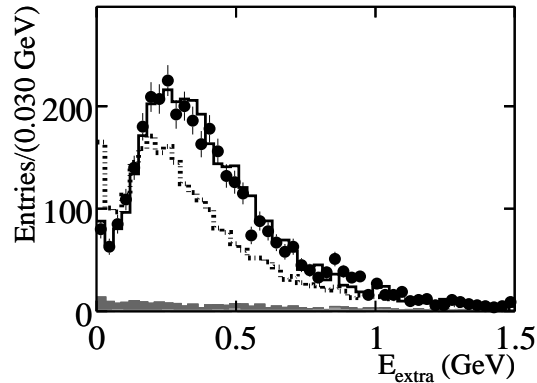


FIG. 4: E_{extra} after the reconstruction of two non-overlapping semileptonic B candidates. On-resonance data (black circles) are overlaid on the combined $B\bar{B}$ (solid histogram) and continuum (gray histogram) MC samples normalized to the data luminosity. $B^+ \rightarrow \tau^+\nu$ signal MC (dashed-dotted line) is shown for comparison, with arbitrary normalization.

TABLE IV: Contributions to the systematic uncertainty (in percent) on the signal selection efficiencies for different selection modes. The total summed uncertainty is added linearly with the systematic uncertainties from IFR K_L^0 reconstruction and E_{extra} modeling. The result of this (“signal B ”) is added together in quadrature with the uncertainty on tag B reconstruction and the number of $B\bar{B}$ pairs in the sample ($N_{B\bar{B}}$). The “Correction Factor” is a multiplicative factor applied to the efficiency for each mode.

τ decay mode	$e^+\nu\bar{\nu}$	$\mu^+\nu\bar{\nu}$	$\pi^+\bar{\nu}$	$\pi^+\pi^0\bar{\nu}$
Tracking	0.5	0.5	0.5	0.5
Particle Identification	2.5	3.1	0.8	1.5
π^0	–	–	–	2.9
EMC K_L^0	–	–	3.8	–
IFR K_L^0			3.3	
E_{extra}			3.4	
signal B			5.5	
tag B			3.6	
$N_{B\bar{B}}$			1.1	
Total			6.6	
Correction Factor	0.951	0.868	0.964	0.939

include effects such as the tracking of charged particles, particle identification, and the modeling of π^0 mesons.

The systematic uncertainty on the signal efficiency due to the mis-modeling of the E_{extra} variable is extracted using the double-tagged events. We extract the yield of candidates satisfying $E_{\text{extra}} < 0.5$ GeV. This yield is then compared to the number of candidates in the full sample. Comparing the ratio extracted from MC to that extracted from data yields a correction factor, the error of which is taken as the systematic uncertainty for E_{extra} . The systematic uncertainty for E_{extra} is 3.4% with a correction of 0.99.

The systematic uncertainty on the modeling of K_L^0 can-

didates is extracted using the double-tagged events, similar to the method used for the E_{extra} systematic evaluation. We quantify the data/MC comparison by extracting the yield with a cut demanding exactly zero (less than two) reconstructed IFR (EMC) measured K_L^0 candidates remaining, and extracting the yield with a sample where any number of K_L^0 candidates remain, and take the ratio of ratios from the MC and data. The systematic uncertainty for vetoing IFR (EMC) K_L^0 candidates is 3.3% (3.8%), with a correction factor on the efficiency of 0.99 (0.97).

A breakdown of the contributions to the systematic uncertainty for each signal mode is given in Table IV. We find that the most significant individual effects on the signal efficiency are from the modeling of the E_{extra} and the K_L^0 vetos. The uncertainties on each mode are combined by weighting them by the corrected efficiency for a given mode, using the efficiencies from Table I multiplied by the correction factors given in Table IV. The signal-mode-specific systematic uncertainties are summed in quadrature and then the sum is added linearly with the IFR K_L^0 and E_{extra} uncertainties, which are correlated among the modes. The resulting overall systematic uncertainty on the signal efficiency is then added in quadrature with the uncertainties on the tag B reconstruction and the number of $B\bar{B}$ pairs in the sample to give a total uncertainty of 6.6%.

V. RESULTS

After finalizing the signal selection criteria, we measure the yield of events in each channel in the signal region of the on-resonance data. Table V lists the number of observed events in on-resonance data in the signal region, together with the expected number of background events in the signal region (taken from the E_{extra} sideband prediction from Table II). Figure 5 shows the E_{extra} distribution for all data and MC in the signal region, with signal MC shown for comparison. Figure 6 shows the E_{extra} distribution separately for each of the signal modes.

TABLE V: Observed number of on-resonance data events in the signal region are shown, together with number of expected background events.

τ decay mode	Expected background events	Observed events in on-resonance data
$\tau^+ \rightarrow e^+\nu\bar{\nu}$	44.3 ± 5.2	59
$\tau^+ \rightarrow \mu^+\nu\bar{\nu}$	39.8 ± 4.4	43
$\tau^+ \rightarrow \pi^+\bar{\nu}$	120.3 ± 10.2	125
$\tau^+ \rightarrow \pi^+\pi^0\bar{\nu}$	17.3 ± 3.3	18
All modes	221.7 ± 12.7	245

We determine the $B^+ \rightarrow \tau^+\nu$ branching fraction from the number of signal candidates s_i in data for each τ decay mode, according to $s_i = N_{B\bar{B}}\mathcal{B}(B^+ \rightarrow \tau^+\nu)\varepsilon_{\text{tag}}\varepsilon_i$, where $N_{B\bar{B}}$ is the total number of $B\bar{B}$ pairs in data. The

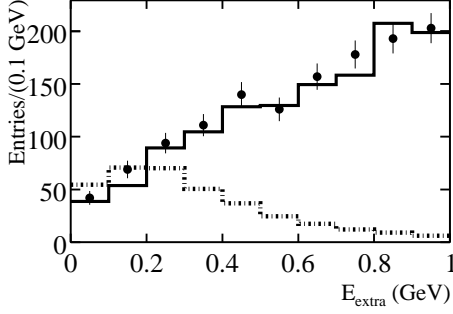


FIG. 5: E_{extra} distribution. All selection criteria have been applied and all signal modes combined. Background MC (solid histogram) has been normalized to the luminosity of the on-resonance data (black dots), and then additionally scaled according to the ratio of predicted background from data and MC as presented in section III C. $B^+ \rightarrow \tau^+ \nu$ signal MC (dotted histogram) is normalized to a branching fraction of 10^{-3} and shown for comparison.

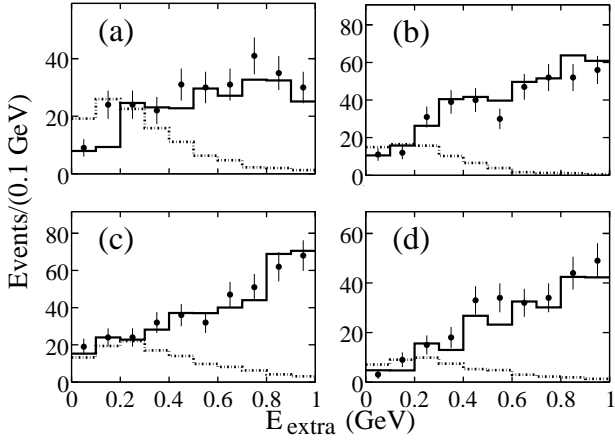


FIG. 6: E_{extra} distribution after all selection criteria for (a) $\tau^+ \rightarrow e^+ \nu \bar{\nu}$, (b) $\tau^+ \rightarrow \mu^+ \nu \bar{\nu}$, (c) $\tau^+ \rightarrow \pi^+ \bar{\nu}$, and (d) $\tau^+ \rightarrow \pi^+ \pi^0 \bar{\nu}$. Background MC (solid histogram) has been normalized to the luminosity of the on-resonance data (black dots), and then additionally scaled according to the ratio of predicted background from data and MC as presented in section III C. $B^+ \rightarrow \tau^+ \nu$ signal MC (dotted histogram) is normalized to a branching fraction of 10^{-3} and shown for comparison.

results from each of our four signal decay channels (n_{ch}) are combined using the estimator $Q = \mathcal{L}(s+b)/\mathcal{L}(b)$, where $\mathcal{L}(s+b)$ and $\mathcal{L}(b)$ are the likelihood functions for signal plus background and background-only hypotheses, respectively:

$$\mathcal{L}(s+b) \equiv \prod_{i=1}^{n_{\text{ch}}} \frac{e^{-(s_i+b_i)} (s_i+b_i)^{n_i}}{n_i!}, \quad \mathcal{L}(b) \equiv \prod_{i=1}^{n_{\text{ch}}} \frac{e^{-b_i} b_i^{n_i}}{n_i!}. \quad (9)$$

We include the systematic uncertainties, including those of a statistical nature, on the expected background (b_i) in the likelihood definition by convolving it with a Gaussian function. The mean of the Gaussian is b_i , and the

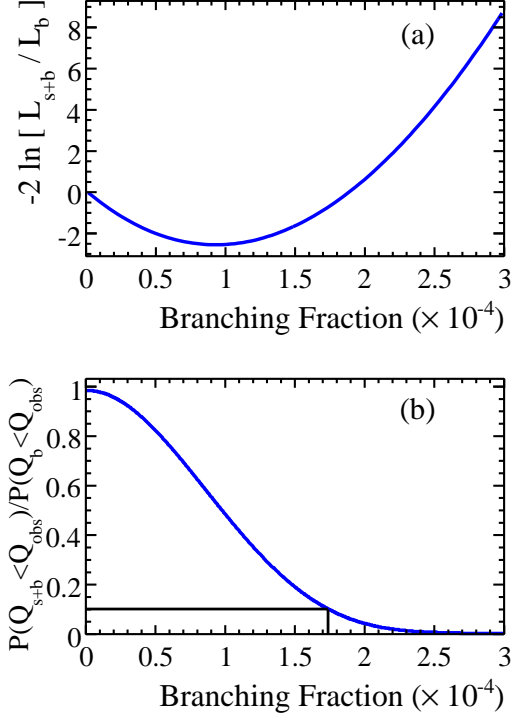


FIG. 7: (a) Twice the negative natural logarithm of the likelihood ratio as a function of signal branching fraction hypothesis and (b) the upper limit as a function of signal branching fraction hypothesis (where the horizontal and vertical intersecting lines indicate the 90% CL limit).

standard deviation (σ_{b_i}) of the Gaussian is the error on b_i [16].

We calculate the branching fraction central value (including statistical uncertainty and uncertainty from the background) by scanning over signal branching fraction hypotheses between 0.0 and 3.0×10^{-4} in steps of 0.025×10^{-4} and computing the value of $\mathcal{L}(s+b)/\mathcal{L}(b)$ for each hypothesis (Fig. 7a). The branching fraction is the hypothesis which minimizes $-2 \log(\mathcal{L}(s+b)/\mathcal{L}(b))$, and the statistical uncertainty is determined by finding the points on the likelihood scan that occur at one unit above the minimum. The systematic error is determined as detailed in section IV and computed for the branching fraction as a fraction of the central value.

The upper limit at the 90% CL, including both statistical and systematic uncertainties, is determined by generating 5000 experiments for each of the aforementioned signal branching fraction hypotheses. Each generated experiment also includes the expected number of background events, and varies the generated number of background in each channel according to its uncertainty. The total number of events is allowed to vary according to Poisson statistics, and systematics are incorporated in the efficiency for each channel and the number of B mesons originally produced by the collider. The number

of signal events in each channel (labeled i) for each experiment is thus computed from the branching fraction hypothesis as:

$$s_i = \mathcal{B}_i \times \mathcal{G}(\varepsilon_i, \delta\varepsilon_i) \times \mathcal{G}(N_{B^+}, \delta N_{B^+}), \quad (10)$$

where $\mathcal{G}(x, \delta x)$ represents a number sampled from a Gaussian distribution centered on the quantity x with systematic uncertainty δx , and ε_i and N_{B^+} are the efficiency in each channel and the number of charged B mesons produced by the collider, respectively. Each experiment therefore contains a generated number of signal and a generated number of background which will vary around the input hypotheses s and b according to the above procedures.

We determine the confidence level of a given signal hypothesis by finding the probability that the value of the estimator Q in experiments generated according to a given composition (signal and background, Q_{s+b} , or only background, Q_b) is less than that observed in data (Q_{obs}). The 90% CL limit is determined by using the CLs method [17], in which we determine the signal hypothesis for which $P(Q_{s+b} < Q_{\text{obs}})/P(Q_b < Q_{\text{obs}}) = 1 - 0.90$, where $P(Q_{s+b} < Q_{\text{obs}})$ ($P(Q_b < Q_{\text{obs}})$) is the probability that experiments generated assuming a given $s + b$ (b) hypothesis have a likelihood ratio lower than that observed in data (Fig. 7b).

We determine the branching fraction central value to be

$$\mathcal{B}(B^+ \rightarrow \tau^+ \nu) = (0.9 \pm 0.6(\text{stat.}) \pm 0.1(\text{syst.})) \times 10^{-4} \quad (11)$$

and set an upper limit at the 90% CL of

$$\mathcal{B}(B^+ \rightarrow \tau^+ \nu) < 1.7 \times 10^{-4}. \quad (12)$$

The central value of the branching fraction is in agreement with that measured by the Belle Collaboration at the level of two standard deviations. We interpret this

result in the context of the Standard Model. Using the central value for $\mathcal{B}(B^+ \rightarrow \tau^+ \nu)$ and taking the known values of G_F , m_B , m_τ and τ_B [7] we calculate, from Eq. 1, $f_B \cdot |V_{ub}| = (7.2_{-2.8}^{+2.0}(\text{stat.}) \pm 0.2(\text{syst.})) \times 10^{-4}$ GeV, where the uncertainties are non-Gaussian. Using the value of $|V_{ub}|$ from [7] we extract $f_B = 0.167_{-0.066}^{+0.048}$ GeV, where the uncertainty is dominated by the statistical uncertainty on the branching fraction central value.

VI. ACKNOWLEDGMENTS

We are grateful for the extraordinary contributions of our PEP-II colleagues in achieving the excellent luminosity and machine conditions that have made this work possible. The success of this project also relies critically on the expertise and dedication of the computing organizations that support *BABAR*. The collaborating institutions wish to thank SLAC for its support and the kind hospitality extended to them. This work is supported by the US Department of Energy and National Science Foundation, the Natural Sciences and Engineering Research Council (Canada), Institute of High Energy Physics (China), the Commissariat à l’Energie Atomique and Institut National de Physique Nucléaire et de Physique des Particules (France), the Bundesministerium für Bildung und Forschung and Deutsche Forschungsgemeinschaft (Germany), the Istituto Nazionale di Fisica Nucleare (Italy), the Foundation for Fundamental Research on Matter (The Netherlands), the Research Council of Norway, the Ministry of Science and Technology of the Russian Federation, Ministerio de Educación y Ciencia (Spain), and the Particle Physics and Astronomy Research Council (United Kingdom). Individuals have received support from the Marie-Curie IEF program (European Union) and the A. P. Sloan Foundation.

-
- [1] Charge-conjugate modes are implied throughout the paper.
- [2] N. Cabibbo, Phys. Rev. Lett. **10**, 531 (1963).
- [3] M. Kobayashi and T. Masakawa, Prog. Theor. Phys. **49**, 652 (1973).
- [4] W. S. Hou, Phys. Rev. D **48**, 2342 (1993).
- [5] G. Isidori and P. Paradisi, Phys. Lett. **B639**, 499 (2006).
- [6] A. G. Akeroyd and C. H. Chen, Phys. Rev. D **75**, 075004 (2007).
- [7] W. M. Yao et al. (Particle Data Group), J. Phys. **G33**, 1 (2006).
- [8] HPQCD Collaboration, A. Gray et al., Phys. Rev. Lett. **95**, 212001 (2005).
- [9] *BABAR* Collaboration, B. Aubert et al., Phys. Rev. D **73**, 057101 (2006).
- [10] Belle Collaboration, K. Ikado et al., Phys. Rev. Lett. **97**, 251802 (2006).
- [11] *BABAR* Collaboration, B. Aubert et al., Nucl. Instrum. Methods **A479**, 1 (2002).
- [12] GEANT4 Collaboration, S. Agostinelli et al., Nucl. Instrum. Methods **A506**, 250 (2003).
- [13] D. J. Lange, Nucl. Instrum. Methods **A462**, 152 (2001).
- [14] J. Friedman and N. Fisher, Statistics and Computing **9**, 123 (1999).
- [15] *BABAR* Collaboration, B. Aubert et al., Phys. Rev. D **67**, 032002 (2003).
- [16] L. Lista, Nucl. Instrum. Methods **A517**, 360 (2004).
- [17] A. L. Read, J. Phys. **G28**, 2693 (2002).