

Pulsation and Orbit of AU Pegasi

M. Jurkovic,^{1,*} L. Szabados,² J. Vinkó,¹ and B. Csák¹

¹ Department of Optics & Quantum Electronics, University of Szeged, Hungary

² Konkoly Observatory of the Hungarian Academy of Sciences, Budapest, Hungary

Received 15 Mar 2007, accepted 15 May 2007

Published online later

Key words stars: individual (AU Peg) – Cepheids – binaries: spectroscopic

AU Pegasi is a pulsating star in a spectroscopic binary system with an orbital period of 53.26 days. Between 1960 and 1990 an extremely rapid period increase was observed in the value of the pulsation period, but in the last 15 years the observation show that the period set in 2.411 days. Fourier analysis of photometric data obtained during the ASAS project and those taken at the Piszkestető Mountain Station of the Konkoly Observatory during 1994–2005 indicate that AU Pegasi is pulsating in two modes simultaneously, and the ratio of the frequencies of the two modes is 0.706, a value common for double-mode classical Cepheids. A careful analysis of other photometric observations obtained during the era of the strong period increase also revealed existence of a second mode. This may suggest that this star is not a Type II Cepheid, despite its galactic position.

© 2007 WILEY-VCH Verlag GmbH & Co. KGaA, Weinheim

1 Introduction

AU Pegasi has been classified as a Type II Cepheid. It is a remarkable object among Cepheids because of its highly unstable pulsation period (Szabados, 1977; Harris et al., 1979) and membership in a spectroscopic binary system with the shortest known orbital period among binaries involving a Cepheid component (53.3 days, Harris et al., 1984).

The temporal behaviour of the pulsation period of AU Pegasi was thoroughly discussed by Vinkó et al. (1993), who followed the period changes for the interval J.D. 2,433,100–2,448,600. While the pulsation period was practically constant before J.D. 2,438,000, it was subjected to a strong and almost linear increase between 1964 ($P_{\text{puls}} = 2.391$ days) and 1986 ($P_{\text{puls}} = 2.412$ days), which corresponds to a yearly increase of about 0.1 per cent.

The analysis of the more recent photometric data, however, indicated that the pulsation period became stable at the value of about 2.411 days at the beginning of the 1990s. The light variations folded on this period are, however, not repetitive, which called for a deeper study of AU Peg.

2 Observational data and their analysis

Photometric and radial velocity data of AU Pegasi have been analysed. Fourier analysis of photometric data from All Sky Automated Survey (2003–2006) and from observations made at Piszkestető Mountain Station of the Konkoly Observatory (1994–2005) was carried out with Period04 (Lenz & Breger, 2005). Radial velocity data obtained by the

Moscow CORAVEL group were taken from the papers by Gorynya et al. (1995, 1998). In the calculation of the orbital elements a circular orbit was assumed at first. The orbital parameters were obtained by iteration, in order to separate the orbital and pulsational velocities.

3 Results

3.1 Photometry

In Fig. 1, we have plotted the photometric phase curve of AU Peg based on the data obtained during the ASAS project (Pojmanski, 2002). Fig. 2 shows a part of its Fourier power spectrum where the spectral peak at $f_0 = 0.4147$ c/d belongs to the main pulsation frequency and the second highest peak is the alias of $1 - f_0$. Fig. 3 is the spectral window of the AU Peg ASAS data.

In Fig. 4 and Fig. 5 the folded light curve of AU Peg constructed from the data taken at Piszkestető Mountain Station and the relevant part of the Fourier power spectrum of this light curve are shown. Fig. 6 shows the spectral window. Again the main pulsation frequency appears at $f_0 = 0.4147$ accompanied by its alias, $1 - f_0$. This pulsation frequency seems to be stable throughout the observation interval and corresponds to the period of 2.41138 days.

Because the scatter in the phase curve exceeds the value expected for a Type II Cepheid, both data sets were analysed further. Secondary periodicity was detected on the residual power spectra with the frequency of $f_1 = 0.5870$ for the ASAS light curve (Fig. 7) and $f_1 = 0.5873$ for the Piszkestető Mountain Station data (from both V and B photometric bands), respectively. Note that the peak appearing

* e-mail: mojur@titan.physx.u-szeged.hu

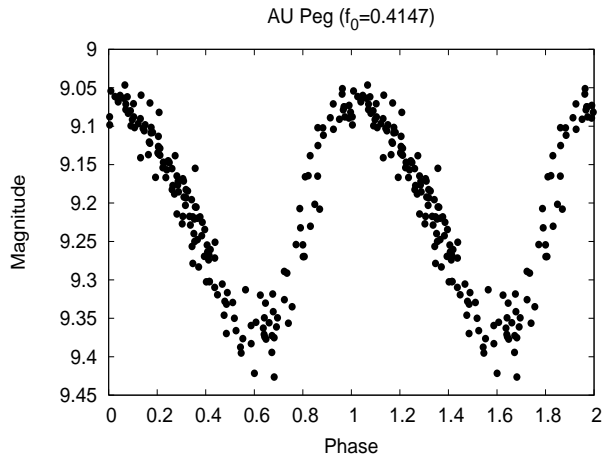


Fig. 1 Folded light curve of AU Peg from ASAS data

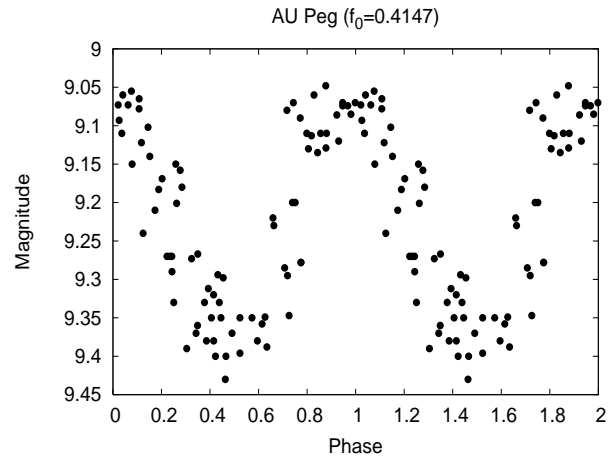


Fig. 4 Phased V light curve of AU Peg from the Piskéstető data

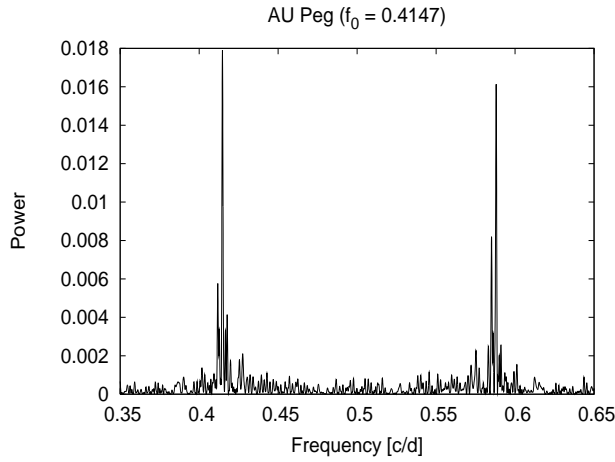


Fig. 2 A part of the Fourier spectrum of AU Peg obtained from the ASAS light curve

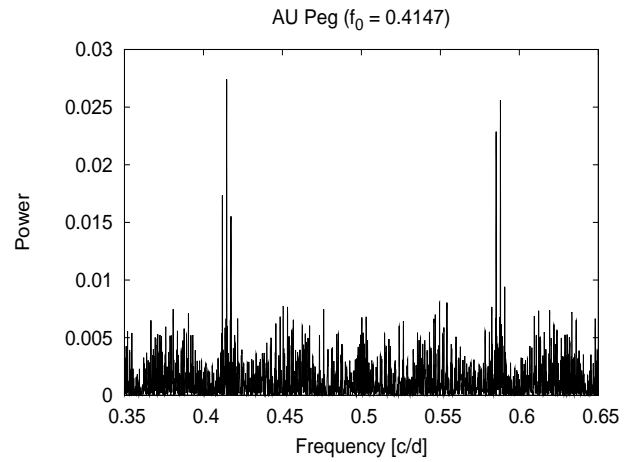


Fig. 5 A part of the Fourier spectrum of the Piskéstető V light curve

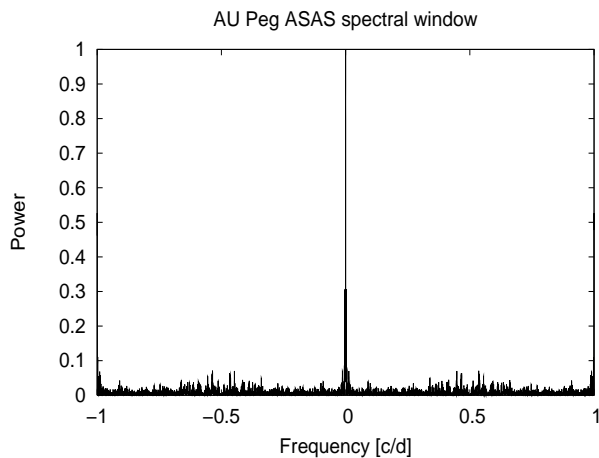


Fig. 3 Spectral window of ASAS data

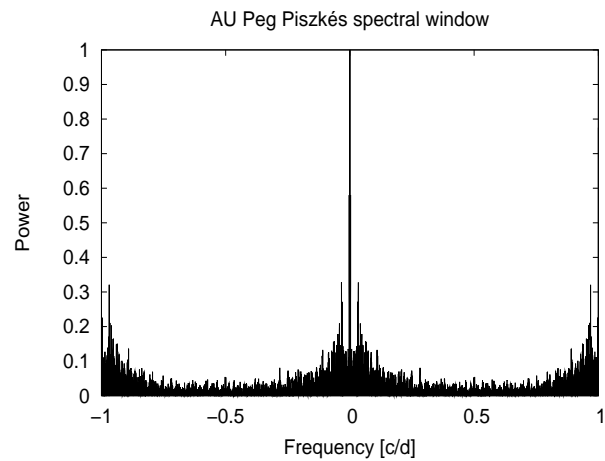


Fig. 6 Spectral window of Piskéstető data

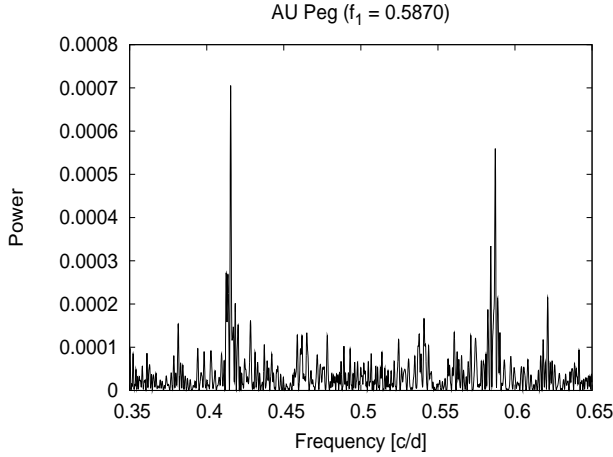


Fig. 7 A part of the residual Fourier power spectrum of ASAS light curve after prewhitening with f_0 and its harmonics

at $f = 0.41566$ c/d is a 1-day alias of the combination frequency $2f_0 + f_1$.

The ratio of the frequencies is $f_0/f_1 = 0.706$ which is typical of double mode classical Cepheids. Moreover, the frequencies of the linear combinations, $f_0 + f_1$, $f_1 - f_0$, and $2f_0 + f_1$ also appear in the respective Fourier spectra. From this we conclude that AU Peg is very likely to be a classical Cepheid rather than a Type II Cepheid.

The error of the frequencies was estimated from the half width of the spectral peaks. In the case of f_0 and f_1 the error of the ASAS data is $\sigma = 0.0005$, while for the Piszkestető data the error is $\sigma = 0.0001$.

Other photometric data sets were also analysed in order to reveal a second pulsation mode. Fourier analysis of photometric data from the Hipparcos measurements (J.D. 2,447,889–J.D. 2,448,972, ESA 1997) showed the main frequency at $f_0 = 0.4147$, but the data are very noisy so the secondary periodicity could not be detected. The double mode nature of AU Peg can be verified by analysing previous data published by Harris (1980), Harris et al. (1979) and from a subsample of the observational data given by Szabados (1977). These data were obtained when AU Pegasi showed a significant monotonous period increase. The individual data sets are, however, short enough to use an appropriate ‘instantaneous’ pulsation period when searching for secondary periodicity. The Fourier analysis indicates presence of double mode pulsation in the case of all three photometric series. From the data obtained by Harris et al. (1979) frequencies of $f_0 = 0.4162$ and $f_1 = 0.5911$ c/d can be deduced, Harris’ (1980) data set can be well described by $f_0 = 0.4160$ and $f_1 = 0.5891$ c/d, while Szabados’ (1977) data indicate double-mode pulsation with the frequencies $f_0 = 0.41652$ and $f_1 = 0.5898$ c/d (and their harmonics and linear combinations). From these frequencies it follows that the period of the first overtone varied simultaneously with the period of the fundamental mode, and the f_0/f_1 fre-

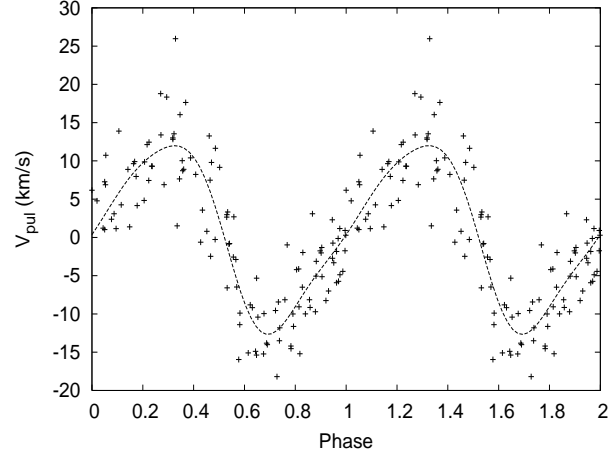


Fig. 8 Pulsational radial velocity curve of AU Pegasi from the Moscow CORAVEL data

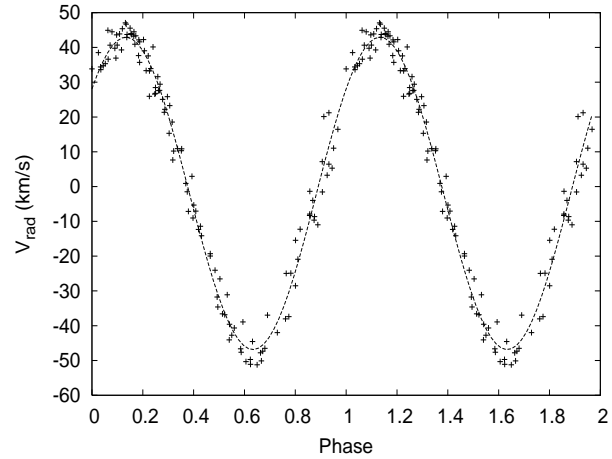


Fig. 9 Orbital radial velocity curve of AU Pegasi assuming a circular orbit

quency ratio does not differ significantly from the present value.

3.2 Spectroscopy

Spectroscopic data used in the analysis were taken from Gorynya et al. (1995, 1998) who published the Moscow CORAVEL radial velocities. Their radial velocity data were decomposed into the pulsational radial velocity curve (Fig. 8) and the orbital radial velocity curve (Fig. 9) – proving the presence of the companion, which was earlier detected by Harris et al. (1979, 1984) and Vinkó et al. (1993).

Assuming a circular orbit we computed the following orbital elements of the binary system:

$$\begin{aligned} P_{\text{orb}} &= 53.26 \pm 0.3 \text{ days} \\ T_0 &= 2447739.496 \\ \phi &= -41.68 \pm 0.01 \\ v_0 &= -1.96 \pm 0.42 \text{ km s}^{-1} \\ K &= -44.86 \pm 0.57 \text{ km s}^{-1} \\ a_1 \sin i &= 0.2196 \pm 0.003 \text{ AU} \end{aligned}$$

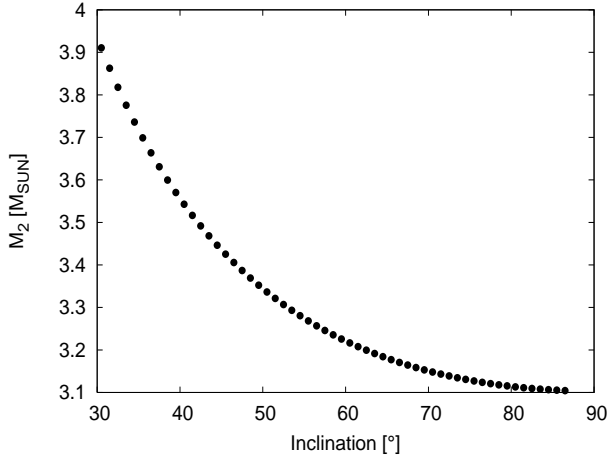


Fig. 10 Prediction for the mass of the companion of AU Pegasi according to the mass function $f(m_2) = 0.49 M_\odot$

$$f(m_2) = 0.49 \pm 0.02 M_\odot.$$

We also tried to fit an elliptical orbit to the radial velocities plotted in Fig. 9. The best solution was found at $e = 0.02 \pm 0.01$ excentricity. Therefore, the circular orbit computed above describes this binary system in a satisfactory manner.

The period – radius relation for Cepheids given by Gieren et al. (1998)

$$\log R = 0.751(\pm 0.026) \log P + 1.070(\pm 0.008)$$

can be used for deriving the radius of AU Pegasi. Substituting the period of the fundamental mode (in days) into the above formula, we get that the radius of AU Pegasi is $R = 22.75 \pm 0.67 R_\odot$. Using the equation from Bono et al. (2001)

$$\log(M_p/M_\odot) = -0.09(\pm 0.03) + 0.48(\pm 0.03) \log(R/R_\odot)$$

we derived that the pulsational mass for AU Pegasi is $M_p = 3.64 \pm 0.43 M_\odot$. Combining this result with the mass function we can calculate the mass of the companion as a function of inclination (see Fig. 10). The inclination angle must be smaller than 87.5° , because there is no evidence of eclipses in the photometric data, and should not be smaller than 30° because smaller values of inclination would result in physically unrealistic orbital radial velocity amplitude for this binary system.

4 Summary

- Following an extended interval characterised by continuously increasing pulsation period, oscillations of AU Pegasi have settled at 2.411 day periodicity;
- Fourier analysis of photometric data showed that AU Peg is, in fact, a double-mode Cepheid. The frequency ratio of the two excited modes is $f_0/f_1 = 0.706$, a value typical of double-mode pulsators among Galactic classical Cepheids;

- Spectroscopic data were used to calculate the orbital elements of the binary system.

A more detailed discussion on the behaviour of AU Pegasi, including the details of the period analysis of the individual data sets, the O–C diagram, and the results obtained from the analysis of spectroscopic data will be the topic of a forthcoming paper. In view of the unique properties of this Cepheid (shortest known orbital period for a Cepheid, low amplitude beat phenomenon, ambiguity in classification), AU Pegasi deserves a closer attention from observers.

Acknowledgements. We wish to express our thanks to the organizers of the British–Hungarian–French N+N+N Workshop for Young Researchers for the support given to presenting our work. This work has been supported by the Hungarian OTKA Grants T 042509, TS 049872, and T 046207.

References

- Bono, G., Gieren, W.P., Marconi, M., Fouqué, P., Caputo, F.: 2001, *ApJ* 563, 319
- ESA: 1997, *The Hipparcos Catalogue*, ESA SP-1200
- Harris, H.C.: 1980, PhD Thesis, Univ. of Washington
- Harris, H.C., Olszewski, E.W., Wallerstein, G.: 1979, *AJ* 84, 1598
- Harris, H.C., Olszewski, E.W., Wallerstein, G.: 1984, *AJ* 89, 119
- Gieren, W.P., Fouqué, P., Gómez, M.: 1998, *ApJ* 496, 17
- Gorynya, N.A., Samus, N.N., Rastorguev, A.S., Sachkov, M.E.: 1995, *PAZh* 22, 198
- Gorynya, N.A., Samus, N.N., Sachkov, M.E., et al.: 1998, *PAZh* 24, 939
- Lenz, P., Breger, M.: 2005, *CoAst* 146, 53
- Pojmanski, G.: 2002, *AcA* 52, 397
- Szabados, L.: 1977, *Mitt. Sternw. Ung. Akad. Wiss., Budapest*, No. 70
- Vinkó, J., Szabados, L., Szatmáry, K.: 1993, *A&A* 279, 410