

Study of grain compositions in comet Levy 1990XX

H. S. Das,^{1*} R. Bhattacharjee,² B. K. Sinha,³ A. K. Sen,⁴

¹*Department of Physics, Kokrajhar Govt. College, Kokrajhar 783370, Assam, India*

²*Department of Physics, R. K. Mahavidyalaya, Kailashahar 799277, Tripura, India*

³*Department of Applied Mathematics, U. N. S. I. E. T., V. B. S. Purvanchal University, Jaunpur, Uttar Pradesh, India*

⁴*Department of Physics, Assam University, Silchar 788011, India*

2021 August 28

Abstract. In the present work, the non-spherical dust grain characteristics of comet Levy 1990XX with different silicate grain compositions (both pyroxene and olivine) are studied using the T-matrix method. Considering amorphous pyroxene grain ($\text{Mg}_x\text{Fe}_{1-x}\text{SiO}_3$) with x ($= 0.4, 0.5, 0.6, 0.7, 0.8, 0.95, 1$) and amorphous olivine grain ($\text{Mg}_{2y}\text{Fe}_{2-2y}\text{SiO}_4$) with y ($= 0.4, 0.5$) (Dorschner et al. 1995), the observed polarization data of comet Levy1990XX are analyzed using the T-matrix code at $\lambda = 0.485 \mu\text{m}$. The best-fit spherical volume equivalent values of effective radius (r_{eff}), effective variance (v_{eff}) and shape parameter (E) obtained for the observed polarization data of comet Levy 1990 XX at $\lambda = 0.485 \mu\text{m}$ for amorphous pyroxene grains ($\text{Mg}_x\text{Fe}_{1-x}\text{SiO}_3$) with $x = 0.4, 0.5, 0.6, 0.7, 0.8, 0.95$ and 1 are (0.213, 0.0015, 0.486), (0.215, 0.0022, 0.486), (0.215, 0.0019, 0.486), (0.217, 0.0034, 0.486), (0.219, 0.0057, 0.486), (0.222, 0.0083, 0.486) and (0.230, 0.0092, 0.486) respectively. However, the amorphous olivine grains show a bad fit to the observed polarization data. Considering crystalline olivine grain in comet Levy 1990XX, Das & Sen (2006) (our earlier work) already studied non-spherical grain characteristics of that comet using the T-matrix method and found crystalline olivine prolate grains show satisfactory results. It is found that the shape parameter ($E = 0.486$) coming out from the present analysis for pyroxene grains is same with that of crystalline olivine grains. Thus the analysis of polarimetric data of comet Levy 1990XX at $\lambda = 0.485 \mu\text{m}$ shows the presence of both olivine and pyroxene grains in that comet.

Keywords : comets: general – dust, extinction – scattering – polarization

*e-mail: hs_das@rediffmail.com

1. Introduction

Comets are the least processed and the pristine materials of early solar nebula. Our knowledge of cometary dust comes from polarimetric studies of comets, remote observation of IR spectral features and the *in situ* measurement of comets (e.g., comet Halley and the ‘Stardust mission’). The polarization measurement of the scattered radiation gives valuable information about the shape, structure and sizes of the dust particles. Many investigators (Bastien et al. 1986; Kikuchi et al. 1987, 1989; Lamy et al. 1987, Le Borgne et al. 1987; Mukai et al. 1987; Sen et al. 1991a, 1991b; Chernova et al. 1993; Joshi et al. 1997; Ganesh et al. 1998; Manset & Bastien 2000, Das et al. 2004 etc.) have studied linear and circular polarization measurements of several comets. These studies enriched the knowledge about the dust grain nature of comets.

Before the *in situ* analysis of cometary dust was possible in 1986, its composition was inferred from meteor spectra and laboratory analysis of *interplanetary dust particles* (IDP) thought to be related to comets (Millman 1977, Rahe 1981). But, the *in situ* measurement of Halley, gave us the first direct evidence of grain mass distribution (Mazets et al. 1987). Lamy et al. (1987) analyzed the data for comet Halley from spacecrafts VegaI, Vega II and Giotto. The important information about the chemical composition of dust particles in comet Halley has been obtained from the dust impact mass analyzer PUMA 1 and 2 on Vega and PIA on Giotto spacecrafts (Kissel et al. 1986a, 1986b; Mazets et al. 1987; Lamy et al 1987). The *in situ* measurement of comet Halley indicated three classes of particles: (i) The lighter elements H, C, N and O indicative of organic composition of grains called ‘CHON’ particles, (ii) Carbonaceous chondrites of Type I (C I chondrites) and (iii) Mg, Si and Fe, called *silicates* (Clark et al. 1986).

The infrared measurement of comets has provided useful information on the physical nature of cometary dust grains. Spectral features at 10 μm wavelength allowed the identification of silicates in comet dust. Another silicate feature at 20 μm also appears to be present in many comets. The wavelength and shapes of these feature provide important information for the identification of the mineral composition (Wooden et al. 1997, 1999; Hanner 1999; Hayward et al. 2000; Harker et al. 2002; Moreno et al. 2003 etc.).

The dust particles released by comets, are believed to contribute to the population of *interplanetary dust particles* (IDP), often get collected at high altitudes of the Earth’s atmosphere. Laboratory studies have shown that majority of the collected IDPs fall into one of the three spectral classes defined by their 10 μm feature profiles. These observed profiles indicate the presence of olivine, pyroxene and layer lattice silicates. This is in agreement with the results obtained from Vega and Giotto mass spectrometer observations of comet Halley (Lamy et al., 1987). Mg-rich silicate crystals are also found within IDPs and are detected through cometary spectra (Hanner et al., 1999; Wooden et al., 1999, 2000). If these Mg-rich crystals are solar nebula remnants, then they must have formed in an environment close to the Sun (1 - 5 AU). Thus, the Mg-rich crystals

represent grains processed at high temperatures in the inner nebula. Therefore, Mg-rich grains in comets probe physical conditions and processes in the early solar nebula (Harker et al. 2002).

In the present work, the observed polarimetric data of comet Levy 1990XX at $\lambda = 0.485 \mu\text{m}$ (Chernova et al. 1993) have been studied with different silicate grain compositions (both pyroxene and olivine) using the T-matrix code.

2. Spheroidal grain model and the T-matrix theory

It is now accepted that cometary grains are not spherical and may be *fluffy aggregates* or *porous*, with irregular or spheroidal shapes (Greenberg & Hage 1990). The measurement of circular polarization of comet Hale-Bopp (Rosenbush et al. 1997) reveals that cometary grains must be composed of non-spherical particles. In order to study the irregular grain characteristics of comets, T-matrix theory (Waterman 1965) is widely used by several investigators. Using the T-matrix code, Kerola & Larson (2001) analyzed the polarization data of comet Hale-Bopp and found prolate grains to be more satisfactory in that comet. Recently Das & Sen (2006)(our earlier work), using the T-matrix code, discovered that the prolate crystalline olivine grains can well explain the observed polarization in a more satisfactory manner as compared to the other shapes in comet Levy 1990XX.

The T-matrix method is a powerful exact technique used to study the irregular grain characteristics of comet. In the present work, calculation has been carried out for randomly oriented spheroids using Mishchenko's (1998) single scattering T-matrix code, which is available at <http://www.giss.nasa.gov/~crmim>. The main feature of the T-matrix approach is that it reduces exactly to the Mie theory when the particle is a homogeneous or layered sphere composed of isotropic materials. In the present work, the *power law size distribution* has been used for the analysis of polarimetric data, where the minimum and maximum particle radius are automatically set fixed for each and every run merely by specifying the particle effective radius (r_{eff}) and effective variance (v_{eff}).

The linear polarization of the scattered light by dust particles depends upon (i) wavelength of incident light (λ), (ii) the geometrical shape (E) and size (r) of the particle, (iii) Scattering angle, θ ($= 180^\circ - \text{Phase angle}$), and (iv) the composition of dust particles in terms of complex values of refractive index, m ($= n - ik$). It is to be noted that $E > 1$ for oblate spheroids, $E < 1$ for prolate spheroids and $E = 1$ for spheres.

The dust particles released by comets, are believed to contribute to the population of *interplanetary dust particles* (IDP). It has been observed that IDPs contain silicates both amorphous and crystalline in structure (Bradley et al. 1999). The major silicate species are *pyroxene* ($\text{Mg}_x\text{Fe}_{1-x}\text{SiO}_3$, where $0 \leq x \leq 1$) and *olivine* ($\text{Mg}_{2y}\text{Fe}_{2-2y}\text{SiO}_4$, where $0 \leq y \leq 1$). A value of $x = y = 1$ denotes the Mg-pure end member of the mineral and a value of $x = y = 0$ denotes the Fe-pure end member (Dorschner et al. 1995). It has been

observed that comet Levy 1990 XX displays a strong silicate feature with a distinct peak at $11.25 \mu m$, attributed to crystalline olivine grains (Lynch et al. 1992).

In the present work, indices of refraction (n, k) of amorphous silicate minerals (pyroxene and olivine) (Dorschner et al. 1995) have been taken. Since the refractive index parameters are not available at $0.485 \mu m$, so the values are taken at $0.50 \mu m$. It is to be noted that a higher Mg-content corresponds to a lower value of ‘ k ’ (lower attenuation) in the UV, visible and NIR; and the more Fe in the mineral, the stronger the absorptivity in the UV, visible and NIR. Therefore, grains with less Fe and more Mg will be poor absorbers of solar radiation and cooler than their Fe-containing counter parts (Harker et al. 2002). Crystals in *Chondritic porous interplanetary dust particles* (CPIDPs) (Bradley et al. 1996) are Mg-rich ($x \leq 0.9$), solid and submicron in size (Bradley et al. 1999), and of probable cometary origin.

The polarimetric data of comet Levy 1990 XX has been taken from Chernova et al. (1993). Since the polarimetric data is only available at $\lambda = 0.485 \mu m$, our analysis is restricted to that wavelength. Taking the grain composition of amorphous pyroxene grain with $x = 0.4$, the best fit values of r_{eff} , v_{eff} and E are determined using the T-matrix code. The calculations are extended for $x = 0.5, 0.6, 0.7, 0.8, 0.95$ and 1 respectively. Now taking the grain composition of amorphous olivine (with $y = 0.4$ and $y = 0.5$), the calculation is repeated. The result coming out from the above analysis is shown in **Table 1**. Also the result obtained from our earlier work (Das & Sen 2006) for crystalline olivine grain is also shown.

It can be seen from **Table 1** that pyroxene glasses with different grain compositions show significantly good fit to the observed polarimetric data of comet Levy 1990XX. It is interesting to note that the aspect ratio (E) coming out from the present analysis is same for all the grain compositions. Also, the effective radius of the pyroxene grains increase with the increase of x . In **Fig 1**, the simulated polarization curves with $x = 0.4, 0.5, 0.6, 0.7, 0.8, 0.95$ and 1 are drawn respectively on observed polarization data of comet Levy 1990XX. The expected negative polarization curves have been successfully generated for different values of x using the T-matrix code. It can be inferred that the analysis with amorphous olivine grain shows bad fit to the observed data and is shown in **Fig 2**. It is important to note that the expected negative polarization curves have not been noticed with amorphous olivine grains. In **Fig 3**, the polarization curves for amorphous pyroxene (with $x = 0.95$ and 1) and the curve obtained by Das & Sen (2006) for crystalline olivine grain are shown. It can be seen from **Table 1** that crystalline olivine grains show a slightly better fit to the observed polarimetric data as compared to amorphous pyroxene grains.

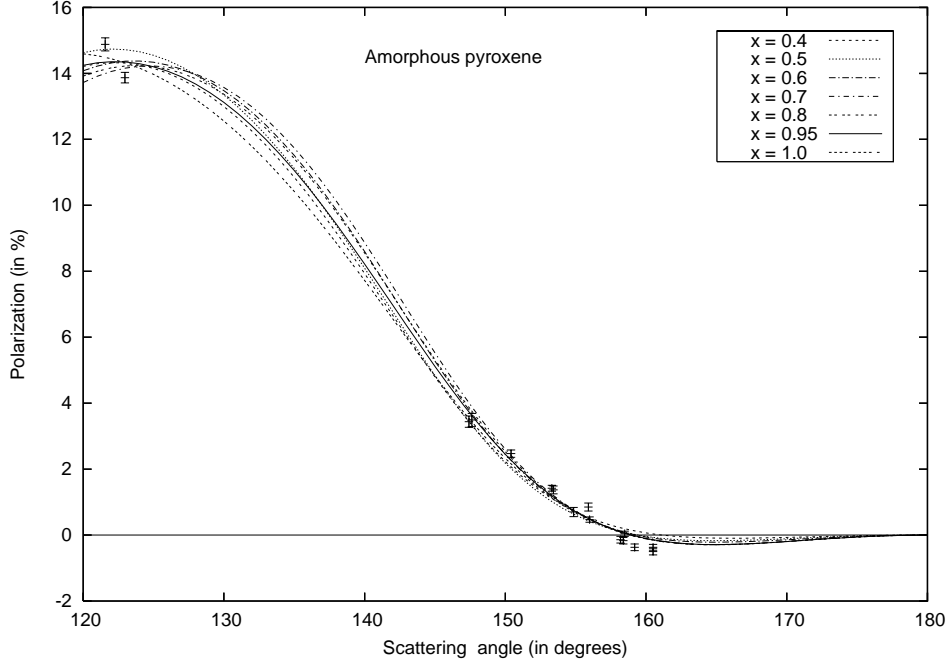


Figure 1. The simulated polarization curves generated using the T-matrix code at $\lambda = 0.485 \mu\text{m}$ for amorphous pyroxene grain ($\text{Mg}_x \text{Fe}_{1-x} \text{SiO}_3$) with $x = 0.4, 0.5, 0.6, 0.7, 0.8, 0.95$ and 1 respectively.

3. Discussions

The study of the cometary spectra in the thermal region ($8 - 45 \mu\text{m}$) has revealed the presence of amorphous carbon and amorphous silicates, as well as crystalline olivine (Campins & Ryan 1989, Lynch et al. 1992, Brucato et al. 1999, Wooden et al. 1999, Harker et al. 2002 etc.). These findings are consistent with the composition of cometary dust particles as detected by Giotto and Vega spacecrafts (Kissel et al. 1986a). The silicate emission features are also noticed in the observations of comet Hale-Bopp from ISO (Infrared Space Observatory) (Crovisier et al. 2000). Mg-rich silicate crystals are also found within IDPs and are detected through cometary spectra (Hanner et al. 1999; Wooden et al. 1999, 2000). Thus it is clear that Mg-rich grains are more satisfactory in comets.

In the present study, the non-spherical grain characteristics of comet Levy 1990XX are studied using the T-matrix code, considering different silicate grain (amorphous and crystalline both) compositions. It can be seen from **Table - 1** that Mg-rich amorphous pyroxene grains show good fit to the observed polarimetric data compared to amorphous

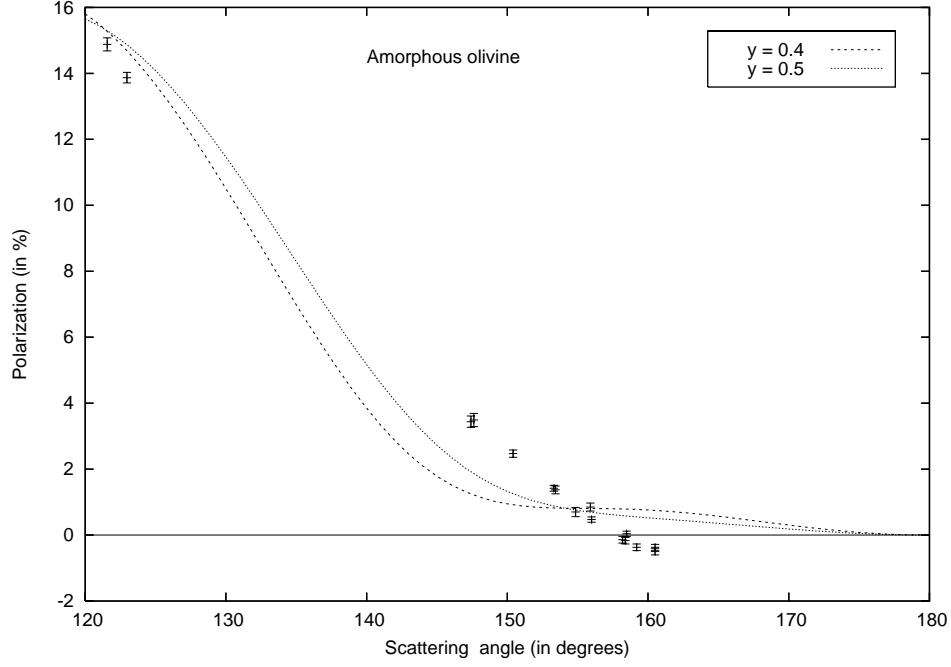


Figure 2. The simulated polarization curves generated using the T-matrix code at $\lambda = 0.485 \mu\text{m}$ for amorphous olivine grain ($\text{Mg}_{2y}\text{Fe}_{2-2y}\text{SiO}_4$)

Table 1. The size distribution parameter (r_{eff} , v_{eff}) and shape parameter (E) at $\lambda = 0.485 \mu\text{m}$ for pyroxene (amorphous) and olivine (amorphous and crystalline) grains in comet Levy 1990XX.

Material	Refractive index		x	y	E	r_{eff} (μm)	v_{eff}	χ^2_{min}
	n	k						
Amorphous Pyroxene ($\text{Mg}_x\text{Fe}_{1-x}\text{SiO}_3$)	1.709	0.0515	0.4	-	0.486	0.213	0.0015	9.93
	1.688	0.0448	0.5	-	0.486	0.215	0.0022	9.28
	1.678	0.0291	0.6	-	0.486	0.215	0.0019	6.54
	1.639	0.0057	0.7	-	0.486	0.217	0.0034	5.84
	1.613	0.00179	0.8	-	0.486	0.219	0.0057	5.46
	1.589	0.00029	0.95	-	0.486	0.222	0.0083	5.30
	1.577	0.00002	1	-	0.486	0.230	0.0092	5.35
Amorphous Olivine ($\text{Mg}_{2y}\text{Fe}_{2-2y}\text{SiO}_4$)	1.823	0.104	-	0.4	0.461	0.210	0.0004	82.30
	1.768	0.101	-	0.5	0.474	0.213	0.0019	50.69
Crystalline Olivine (Source: Das & Sen 2006)	1.63	0.00003	-	-	0.486	0.218	0.0036	5.22

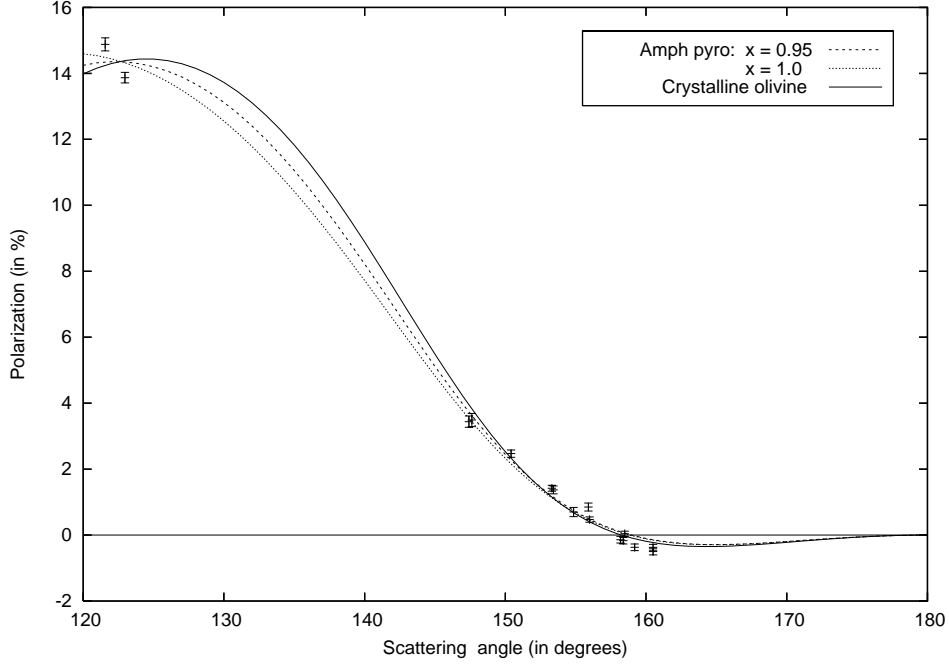


Figure 3. The best fit polarization curves for amorphous pyroxene with $x = 0.95$ and 1 at $\lambda = 0.485 \mu\text{m}$. The curve for crystalline olivine grain from Das & Sen (2006) is also drawn here.

olivine grains. Das & Sen (2006) already found that the crystalline olivine grains also show a good fit to the observed data. Thus it can be inferred from the present analysis that the dust grains in comet Levy 1990 XX are mostly amorphous pyroxene and crystalline olivine. It is interesting to note that the shape parameter coming out from the present analysis is same for both pyroxene and crystalline olivine grains and is given by 0.486 . It has also been observed that the effective radii of the pyroxene grains increase with the increase of x (Ref: **Table - 1**).

4. Summary

1. The best-fit spherical volume equivalent values of r_{eff} , v_{eff} and E obtained for the observed polarization data of comet Levy 1990 XX, at $\lambda = 0.485 \mu\text{m}$ for amorphous pyroxene grains ($\text{Mg}_x\text{Fe}_{1-x}\text{SiO}_3$) with $x = 0.4, 0.5, 0.6, 0.7, 0.8, 0.95$ and 1 are $(0.213, 0.0015, 0.486)$, $(0.215, 0.0022, 0.486)$, $(0.215, 0.0019, 0.486)$, $(0.217, 0.0034, 0.486)$, $(0.219, 0.0057, 0.486)$, $(0.222, 0.0083, 0.486)$ and $(0.230, 0.0092, 0.486)$ respectively.
2. The expected negative polarization values have been successfully generated for prolate pyroxene grains using the T-matrix code.

3. The amorphous olivine grains show a bad fit to the observed data of comet Levy 1990 XX and the simulated polarization curves do not show any negative polarisation.
4. It can be inferred from the present analysis that the dust grains in comet Levy 1990 XX are mostly amorphous pyroxene and crystalline olivine with same aspect ratio ($E = 0.486$).

Acknowledgements

The authors sincerely acknowledge IUCAA, Pune, where some part of these calculations were done. The authors are also thankful to M. Mishchenko for the T-matrix code.

References

- Bastien, P., Menard, F., Nadeau, R. 1986, *MNRAS*, **223**, 827.
- Bradley, J. P., Snow, T. P., Brownlee, D. E., & Hanner, M. S. 1999, in Solid Interstellar Matter: The *ISO* Revolution, ed. L. d'Hendecourt, C. Joblin, & A. Jones (Berlin: Springer), **298**.
- Brucato, J. R., Colangeli, L., Mennella, V., Palumbo, P., & Bussoletti, E. 1999, *Planet. Space Sci.*, **47**, 773.
- Campins, H., & Ryan, E. V. 1989, *Astrophys. J.*, **341**, 1059.
- Chernova, G.P., Kiselev, N.N., & Jockers, K. 1993, *Icarus*, **103**,144.
- Clark B., Mason L. W., Kissel J. 1986, in *20 th ESLAB Symposium on the Exploration of Halley's comet*, Eds. B. Batrick, E. J. Rolfe, R. Reinhard, ESA SP-250 II, **353**.
- Crovisier, J., et al. 2000, in ASP Conf. Ser. 196, Thermal Emission Spectroscopy and Analysis of Dust, Disks, and Regoliths, ed. M. L. Sitko, A. L. Sprague, & D. K. Lynch (San Francisco: ASP), **109**.
- Das, H. S., Sen, A. K., & Kaul, C. L. 2004, *Astron. Astrophys.*, **423**, 373.
- Das, H. S., & Sen, A. K. 2006, *Astron. Astrophys.*, **459**, 271.
- Dorschner, J., Begemann, B., Henning T., Jäger, C., & Mutschke, H. 1995, *Astron. Astrophys.*, **300**, 503.
- Ganesh, S., Joshi, U. C., Baliyan, K. S., & Deshpande, M. R. 1998, *Astron. Astrophys. Supplement*, **129**, 489.
- Greenberg, J. M. & Hage, J. I., 1990, *Astrophys. J.*, **361**, 260.
- Hanner, M. S. 1999, *Sp. Sci. Rev.*, **90**, 99.
- Harker, D. E., Wooden D. H., Woodward C. E., and Lisse C. M., 2002, *Astrophys. J.*, **580**, 579.
- Hayward, T. L., Hanner, M. S., and Sekanina, Z., 2000, *Astrophys. J.*, **538**, 428.
- Joshi, U.C., Baliyan, K.S., Ganesh, S., Chitre, A., Vats, H.O., & Deshpande, M.R., 1997, *Astron. Astrophys.*, **319**, 694.
- Kerola, D. X., & Larson, S. M., 2001, *Icarus*, **149**, 351.
- Kikuchi, S., Mikami, Y., Mukai, T., Mukai, S., & Hough, J.H., 1987, *Astron. Astrophys.*, **187**, 689.
- Kikuchi, S., Mikami, Y., Mukai, T., & Mukai, S., 1989, *Astron. Astrophys.*, **214**, 386.
- Kissel J., Sagdeev R. Z., Bertaux J. L., Angarov V. N., Andouze J. etc., 1986a, *Nature*, **321**, 280.
- Kissel J., Brownlee D. E., Büchler K., Clark B. C., Fechtig H. etc., 1986b, *Nature*, **321**, 336.

- Lamy, P.L., Grün, E., & Perrin, J.M., 1987, *Astron. Astrophys.*, **187**, 767.
- Le Borgne, J.F., Leroy, J.L., & Arnaud, J., 1987, *Astron. Astrophys.*, **187**, 526.
- Lynch D., Russel R., Hackwell J., Hanner M., Hammel H., 1992, *Icarus*, **100**, 197.
- Manset, N., & Bastien, P. 2000, *Icarus*, **145**, 203.
- Mazets, E.P., Aptekar, R.L., Golenetskii, S.V., et al. 1986, *Nature*, **321**, 276.
- Millman P. M., 1977, In *Comets, Asteroids, Meteorites*. Ed. A. H. Delsemme, Univ. of Toledo, Toledo, OH, p. 127.
- Mishchenko, M. I. & Travis, L. D., 1998, *J. Quant. Spect. Rad. Transf.*, **60**, 309.
- Moreno, F., Munoz, O., Vilaplana, R., & Molina, A., 2003, *Astrophys. J.*, **595**, 522.
- Mukai, T., Mukai, S., & Kikuchi, S., 1987, *Astron. Astrophys.*, **187**, 650.
- Rahe J., 1981, In *Landolt-Börnstein, Neue Serie, Band 2: Astronomie and Astrophysik*. Eds. K. Schaifers, H. H. Voigt, Springer-Verlag, Berlin, Heidelberg, Newyork, p. 201.
- Rosenbush, V. K., Shakhovskoj, N. M., Rosenbush., 1997, *Earth, Moon & Planets*, **78**, 381.
- Sen, A.K., Deshpande, M.R., Joshi, U.C., Rao, N.K., & Raveendran, A.V., 1991a, *Astron. Astrophys.*, **242**, 496.
- Sen, A.K., Joshi, U.C., & Deshpande, M.R., 1991b, *MNRAS*, **253**, 738.
- Waterman, P. C. 1965, *Proc. IEEE*, **53**, 805.
- Wooden, D. H., Harker, D. E., Woodward, C. E., Koike, C., and Butner, H. M., 1997. *EM&P*, **78**, 285.
- Wooden D. H., Harker, D. E., Woodward, C. E., Butner, H. M., Koike, C., Witteborn, F. C., and McMurtry, C. W. 1999, *Astrophys. J.*, **517**, 1034.
- Wooden, D. H., Butner, H. M., Harker, D. E., and Woodward, C. E., 2000, *Icarus*, **143**, 126.