

How to Compile Some NAND Formula Evaluators

Robert R. Tucci
P.O. Box 226
Bedford, MA 01730
tucci@ar-tiste.com

November 4, 2018

Abstract

We say a unitary operator acting on a set of qubits has been compiled if it has been expressed as a SEO (sequence of elementary operations, like CNOTs and single-qubit operations). SEO's are often represented as quantum circuits. arXiv:quant-ph/0702144 by Farhi-Goldstone-Gutmann has inspired a recent flurry of papers, that propose quantum algorithms for evaluating NAND formulas via quantum walks over tree graphs. These algorithms use two types of unitary evolution: oracle and non-oracle. Non-oracle evolutions are independent of the NAND formula input, whereas oracle evolutions depend on this input. In this paper we compile (i.e., give explicit SEOs and their associated quantum circuits for) the oracle and non-oracle evolution operators used in some of these NAND formula evaluators. We consider here only the case of balanced binary NAND trees. Our compilation methods are based on the CSD (Cosine Sine Decomposition), a matrix decomposition from Linear Algebra. The CS decomposition has been used very successfully in the past to compile unstructured unitary matrices exactly.

1 Introduction and Motivation

(The picture on the front page is an incidence matrix for a binary tree. Empty squares indicate zero entries and bullets indicate non-zero entries.)

Recently, Farhi-Goldstone-Gutmann proposed in FGG07 [1] a quantum algorithm for evaluating certain boolean formulas $\phi : \{0, 1\}^{N_{lvs}} \rightarrow \{0, 1\}$ on N_{lvs} variables. FGG07 considers only those $\phi()$ representable as balanced binary NAND trees. These are perfectly bifurcating trees, with a NAND at every non-leaf node, with N_{lvs} leaves and $\log_2(N_{lvs})$ levels, where each leaf represents a different input variable of $\phi()$. The FGG07 algorithm evaluates these balanced binary NAND formulas in time $\mathcal{O}(\sqrt{N_{lvs}})$. The FGG07 algorithm uses a continuous time quantum walk. The input to the NAND formula is entered into the quantum walk by means of an “oracle Hamiltonian”, which is applied constantly and continuously during the quantum walk. One describes this situation as a **continuous querying of the oracle**.

A few days after FGG07 appeared at ArXiv, Cleve et al published Cle07 [2] at the same library. This short two page paper points out that one can translate the FGG07 algorithm to a counterpart algorithm. The counterpart algorithm enters the input into the quantum walk during a finite number of interruptions or queries. This alternative method of entering the input is described as a **discrete querying of the oracle**. Cle07 shows that the counterpart algorithm will yield a solution to a balanced binary NAND formula after $\mathcal{O}((N_{lvs})^{\frac{1}{2}+\epsilon})$ queries, for any $\epsilon > 0$.

Next, Chi07 [3], by Childs et al, appeared on ArXiv. Chi07 proposes an FGG07-inspired, discrete-queries algorithm for evaluating arbitrary (not necessarily balanced or binary) NAND formulas. The Chi07 algorithm, like the Cle07 one, requires $\mathcal{O}((N_{lvs})^{\frac{1}{2}+\epsilon})$ queries to evaluate a NAND formula. It uses a quantum walk on a tree graph, with a tail of nodes attached to the root node of the tree. In contrast, the FGG07 algorithm attaches a runway to the tree. The runway is a finite line of nodes attached at its middle node to the root node of the tree. The Chi07 algorithm uses quantum phase estimation to deduce the value of the NAND formula. In contrast, FGG07 uses a scattering experiment to deduce this value.

Next, Amb07[4], by Ambainis, appeared on ArXiv. Amb07 describes an FGG07-inspired, discrete-queries algorithm that can evaluate balanced binary NAND formulas with $\mathcal{O}((N_{lvs})^{\frac{1}{2}})$ queries. Thus, the Amb07 algorithm improves over Cle07 and Chi07 by removing the ϵ . Amb07 also gives an algorithm that allows one to evaluate arbitrary NAND formulas with $\mathcal{O}((N_{lvs})^{\frac{1}{2}+\mathcal{O}(\frac{1}{\sqrt{\log_2 N_{lvs}}})})$ queries.

We say a unitary operator acting on a set of qubits has been compiled if it has been expressed as a SEO (sequence of elementary operations, like CNOTs and single qubit operations). SEO’s are often represented as quantum circuits.

This paper, like Cle07, Chi07 and Amb07, considers FSS07-inspired algorithms with discrete querying. Such algorithms use two types of unitary evolution: oracle and non-oracle. Non-oracle evolutions are independent of the NAND formula input, whereas oracle evolutions depend on this input. The goal of this paper is to compile

these oracle and non-oracle evolutions. We present explicit SEO's and their associated circuits, for these evolutions. Such circuits will be required for most physical implementations of the algorithms proposed in Cle07, Chi07 and Amb07, but are not given by those papers. Such missing circuits constitute a large gap in our practical knowledge that this paper is intended to fill.

Some papers (for example, Refs.[5, 6, 7, 8]) have previously addressed the issue of compiling quantum walks over trees and other graphs. Some of these papers use oracles to encode the graph topology. Our approach is different. We do not use any oracles to encode the graph topology.

This paper considers only balanced binary NAND trees, although I think some of the methods of this paper can be applied to more general trees.

Our compilation methods are based on the CSD (Cosine Sine Decomposition)[9], a matrix decomposition from Linear Algebra. This decomposition is explained in Section 3.4. For now, suffice it to say that the CS decomposition has been used very successfully in the past to compile unstructured unitary matrices exactly.

2 Notation

In this section, we will define some notation that is used throughout this paper. For additional information about our notation, we recommend that the reader consult Ref.[10]. Ref.[10] is a review article, written by the author of this paper, which uses the same notation as this paper.

We will often use the symbol N_B for the number (≥ 1) of qubits and $N_S = 2^{N_B}$ for the number of states with N_B qubits. The quantum computing literature often uses n for N_B and N for N_S , but we will avoid this notation. We prefer to use n for the number operator, defined below.

Let $Bool = \{0, 1\}$. As usual, let $\mathbb{Z}, \mathbb{R}, \mathbb{C}$ represent the set of integers (negative and non-negative), real numbers, and complex numbers, respectively. For integers a, b such that $a \leq b$, let $Z_{a,b} = \{a, a+1, \dots, b-1, b\}$. For Γ equal to \mathbb{Z} or \mathbb{R} , let $\Gamma^{>0}$ and $\Gamma^{\geq 0}$ represent the set of positive and non-negative Γ numbers, respectively. For any positive integer k and any set S , let S^k denote the Cartesian product of k copies of S ; i.e., the set of all k -tuples of elements of S .

We will use $\theta(S)$ to represent the "truth function"; $\theta(S)$ equals 1 if statement S is true and 0 if S is false. For example, the Kronecker delta function is defined by $\delta_x^y = \delta(x, y) = \theta(x = y)$.

Let $\bar{0} = 1$ and $\bar{1} = 0$. If $\vec{a} = a_{N_B-1} \dots a_2 a_1 a_0$, where $a_\mu \in Bool$, then $dec(\vec{a}) = \sum_{\mu=0}^{N_B-1} 2^\mu a_\mu = a$. Conversely, $\vec{a} = bin(a)$.

We define the single-qubit states $|0\rangle$ and $|1\rangle$ by

$$|0\rangle = \begin{bmatrix} 1 \\ 0 \end{bmatrix}, \quad |1\rangle = \begin{bmatrix} 0 \\ 1 \end{bmatrix}. \quad (1)$$

If $\vec{a} \in Bool^{N_B}$, we define the N_B -qubit state $|\vec{a}\rangle$ as the following tensor product

$$|\vec{a}\rangle = |a_{N_B-1}\rangle \otimes \dots \otimes |a_1\rangle \otimes |a_0\rangle . \quad (2)$$

For example,

$$|01\rangle = \begin{bmatrix} 1 \\ 0 \end{bmatrix} \otimes \begin{bmatrix} 0 \\ 1 \end{bmatrix} = \begin{bmatrix} 0 \\ 1 \\ 0 \\ 0 \end{bmatrix} . \quad (3)$$

When we write a matrix, and leave some of its entries blank, those blank entries should be interpreted as zeros.

I_k and 0_k will represent the $k \times k$ unit and zero matrices, respectively. For any matrix $A \in \mathbb{C}^{p \times q}$, A^* will stand for its complex conjugate, A^T for its transpose, and A^\dagger for its Hermitian conjugate. For any two same-sized square matrices A and B , we define the o-dot product \odot by $A \odot B = ABA^\dagger$.

For any matrix A and positive integer k , let

$$A^{\otimes k} = \underbrace{A \otimes \dots \otimes A \otimes A}_{k \text{ copies of } A} , \quad (4)$$

$$A^{\oplus k} = \underbrace{A \oplus \dots \oplus A \oplus A}_{k \text{ copies of } A} . \quad (5)$$

Suppose $\beta \in Z_{0, N_B-1}$ and M is any 2×2 matrix. We define $M(\beta)$ by

$$M(\beta) = I_2 \otimes \dots \otimes I_2 \otimes M \otimes I_2 \otimes \dots \otimes I_2 , \quad (6)$$

where the matrix M on the right hand side is located at qubit position β in the tensor product of N_B 2×2 matrices. The numbers that label qubit positions in the tensor product increase from right to left (\leftarrow), and the rightmost qubit is taken to be at position 0.

The Pauli matrices are

$$\sigma_X = \begin{pmatrix} 0 & 1 \\ 1 & 0 \end{pmatrix} , \quad \sigma_Y = \begin{pmatrix} 0 & -i \\ i & 0 \end{pmatrix} , \quad \sigma_Z = \begin{pmatrix} 1 & 0 \\ 0 & -1 \end{pmatrix} . \quad (7)$$

Let $\vec{\sigma} = (\sigma_X, \sigma_Y, \sigma_Z)$. For any $\vec{a} \in \mathbb{R}^3$, let $\sigma_{\vec{a}} = \vec{\sigma} \cdot \vec{a}$.

The one-qubit Hadamard matrix H is defined as:

$$H = \frac{1}{\sqrt{2}} \begin{bmatrix} 1 & 1 \\ 1 & -1 \end{bmatrix} . \quad (8)$$

The N_B -qubit Hadamard matrix is defined as $H^{\otimes N_B}$.

The number operator n for a single qubit is defined by

$$n = \begin{bmatrix} 0 & 0 \\ 0 & 1 \end{bmatrix} = \frac{1 - \sigma_Z}{2} . \quad (9)$$

Note that

$$n|0\rangle = 0|0\rangle = 0 \quad , \quad n|1\rangle = 1|1\rangle . \quad (10)$$

We will often use \bar{n} as shorthand for

$$\bar{n} = 1 - n = \begin{bmatrix} 1 & 0 \\ 0 & 0 \end{bmatrix} = \frac{1 + \sigma_Z}{2} . \quad (11)$$

Define P_0 and P_1 by

$$P_0 = \bar{n} = \begin{bmatrix} 1 & 0 \\ 0 & 0 \end{bmatrix} = |0\rangle\langle 0| \quad , \quad P_1 = n = \begin{bmatrix} 0 & 0 \\ 0 & 1 \end{bmatrix} = |1\rangle\langle 1| . \quad (12)$$

Two other related 2×2 matrices are

$$\sigma_- = \begin{bmatrix} 0 & 0 \\ 1 & 0 \end{bmatrix} = |1\rangle\langle 0| \quad , \quad \sigma_+ = \begin{bmatrix} 0 & 1 \\ 0 & 0 \end{bmatrix} = |0\rangle\langle 1| . \quad (13)$$

P_0 and P_1 are orthogonal projection operators and they add to one:

$$P_a P_b = \delta(a, b) P_b \quad \text{for } a, b \in \text{Bool} , \quad (14)$$

$$P_0 + P_1 = I_2 . \quad (15)$$

For $\vec{a} \in \text{Bool}^{N_B}$, let

$$P_{\vec{a}} = P_{a_{N_B-1}} \otimes \cdots \otimes P_{a_2} \otimes P_{a_1} \otimes P_{a_0} . \quad (16)$$

For example, with 2 qubits we have

$$P_{00} = P_0 \otimes P_0 = \text{diag}(1, 0, 0, 0) , \quad (17)$$

$$P_{01} = P_0 \otimes P_1 = \text{diag}(0, 1, 0, 0) , \quad (18)$$

$$P_{10} = P_1 \otimes P_0 = \text{diag}(0, 0, 1, 0) , \quad (19)$$

$$P_{11} = P_1 \otimes P_1 = \text{diag}(0, 0, 0, 1) . \quad (20)$$

Note that

$$P_{\vec{a}} P_{\vec{b}} = \delta(\vec{a}, \vec{b}) P_{\vec{b}} \quad \text{for } \vec{a}, \vec{b} \in \text{Bool}^{N_B} , \quad (21)$$

$$\sum_{\vec{a} \in \text{Bool}^{N_B}} P_{\vec{a}} = I_2 \otimes I_2 \otimes \cdots \otimes I_2 = I_{2^{N_B}} . \quad (22)$$

If $\vec{a} \in \text{Bool}^{N_B}$, and $\beta \in Z_{0, N_B-1}$, then we will denote $\sum_{a_\beta \in \text{Bool}} P_{\vec{a}}$ by replacing the symbol a_β in $P_{\vec{a}}$ by a dot. For example, $\sum_{a_1 \in \text{Bool}} P_{a_2, a_1, a_0} = P_{a_1, \cdot, a_0}$

Next we explain our circuit diagram notation. We label single qubits (or qubit positions) by a Greek letter or by an integer. When we use integers, the topmost qubit wire is 0, the next one down is 1, then 2, etc. *Note that in our circuit diagrams, time flows from the right to the left of the diagram.* Careful: Many workers in Quantum Computing draw their diagrams so that time flows from left to right. We eschew their convention because it forces one to reverse the order of the operators every time one wishes to convert between a circuit diagram and its algebraic equivalent in Dirac notation.

h.c. will stand for Hermitian conjugate. For example, $A + h.c.$ will denote $A + A^\dagger$, and $\begin{bmatrix} & h.c. \\ A & \end{bmatrix}$ will denote $\begin{bmatrix} & A^\dagger \\ A & \end{bmatrix}$. This notation is useful when A is a long expression that we do not wish to repeat.

SVD will stand for Singular Value Decomposition. An SVD of a matrix A consists of matrices U, V, Δ such that $A = U\Delta V^\dagger$, where the matrices U, V are unitary and Δ is a non-negative diagonal matrix. We will say that this SVD is “one-sided” if one “side” equals the identity matrix; i.e., if $U = 1$ or $V = 1$.

When we use $\prod_{i=1,3,2} Q_i$ for non-commuting operators Q_i , we mean $Q_1 Q_3 Q_2$, not $Q_1 Q_2 Q_3$ or any other permutation. Thus, the multiplication must be performed in the order indicated.

3 Review of Some Prerequisites

3.1 Circulant Matrices

In this section, we will review some properties of circulant matrices[11]. These properties will be used later on, to compile the evolution operator for a random walk on a closed loop.

A **circulant matrix** is any matrix of the form

$$C = \begin{bmatrix} c_0 & c_1 & c_2 & \cdots & c_{n-2} & c_{n-1} \\ c_{n-1} & c_0 & c_1 & \cdots & c_{n-3} & c_{n-2} \\ c_{n-2} & c_{n-1} & c_0 & \cdots & c_{n-4} & c_{n-3} \\ \vdots & \vdots & \vdots & & \vdots & \vdots \\ c_2 & c_3 & c_4 & \cdots & c_0 & c_1 \\ c_1 & c_2 & c_3 & \cdots & c_{n-1} & c_0 \end{bmatrix}, \quad (23)$$

for $n = 1, 2, 3, \dots$ and $c_j \in \mathbb{C}$. Note that each row of C is a cyclic shift of the row above it.

If we denote the eigenvalues and eigenvectors of C by

$$Cv = \lambda v, \quad (24)$$

then it is easy to show (see Ref.[11]) that the n eigenvalues and corresponding eigenvectors of C are given by

$$\lambda_m = \sum_{k=0}^{n-1} c_k (\omega^m)^k, \quad v^{(m)} = \begin{bmatrix} 1 \\ \omega^m \\ (\omega^m)^2 \\ \vdots \\ (\omega^m)^{n-1} \end{bmatrix}, \quad \text{where } \omega = e^{-i\frac{2\pi}{n}}, \quad (25)$$

for $m \in Z_{0,n-1}$. Define matrices U and D by

$$U = (v^{(0)}, v^{(1)}, v^{(2)}, \dots, v^{(n-1)}), \quad D = \text{diag}(\lambda_0, \lambda_1, \lambda_2, \dots, \lambda_{n-1}). \quad (26)$$

Then

$$CU = UD, \quad C = UDU^\dagger. \quad (27)$$

The matrix U is in fact the discrete Fourier transform (DFT) matrix.

In this paper, we will consider the case that $c_1 = c_{n-1} = g$ and all other c_k are zero. In this case,

$$\lambda_m = g(\omega^m + (\omega^m)^{n-1}) = g(\omega^m + \omega^{-m}) = g2 \cos\left(\frac{2\pi m}{n}\right). \quad (28)$$

3.2 Trotter Rescaling, Lie and Suzuki Approximants

In this section, we will review the Trotter rescaling of the Lie and Suzuki approximants of e^{A+B} . More information about this topic may be found in Ref.[12].

Suppose $A, B \in \mathbb{C}^{n \times n}$ and $t \in \mathbb{R}$. Define

$$L_1(t) = e^{tA} e^{tB}. \quad (29)$$

In this paper, we will refer to $L_1(t)$ as the **Lie first-order approximant** of $e^{t(A+B)}$. We call it a first-order approximant because, for small t , according to the Baker-Campbell-Hausdorff expansion[13, 14],

$$L_1(t) = e^{t(A+B) + \frac{t^2}{2}[A,B] + \mathcal{O}(t^3)} = e^{t(A+B)} + \mathcal{O}(t^2). \quad (30)$$

But what if t isn't small? Even when t is not small, one can still use the Lie

approximant to approximate $e^{t(A+B)}$. Indeed, if N is a very large integer, then

$$L_1^N\left(\frac{t}{N}\right) = \left(e^{\frac{t}{N}A}e^{\frac{t}{N}B}\right)^N \quad (31a)$$

$$= \left(e^{\frac{t}{N}(A+B) + \frac{t^2}{2N^2}[A,B] + \mathcal{O}\left(\frac{t^3}{N^3}\right)}\right)^N \quad (31b)$$

$$= e^{t(A+B) + \frac{t^2}{2N}[A,B] + \mathcal{O}\left(\frac{t^3}{N^2}\right)} \quad (31c)$$

$$= e^{t(A+B)} + \mathcal{O}\left(\frac{t^2}{N}\right). \quad (31d)$$

Henceforth, will refer to this nice trick as a **Trotter rescaling** of an approximant (in this case, the Lie approximant). See Fig.1.

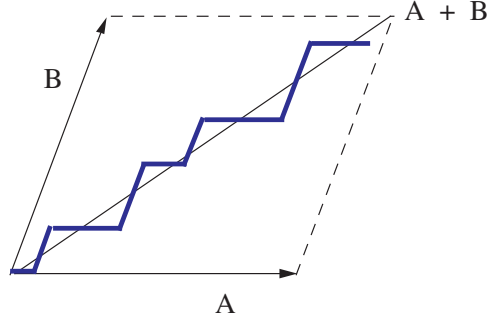


Figure 1: Lie algebra “Physicist’s picture” of Trotter rescaling. The system moves from 0 to $A + B$, by moving in small increments in the A and B directions.

Next define

$$S_2(t) = e^{t\frac{A}{2}}e^{tB}e^{t\frac{A}{2}}. \quad (32)$$

We will refer to $S_2(t)$ as the **Suzuki second-order approximant**. One can show[13] that for small t :

$$S_2(t) = e^{t(A+B) + \frac{t^3}{6}[A+B, [B,A]] + \mathcal{O}(t^5)} = e^{t(A+B)} + \mathcal{O}(t^3). \quad (33)$$

Suzuki also defined higher order approximants based on $S_2(t)$. For $k = 1, 2, 3, \dots$, define the **Suzuki $(2k + 2)$ th-order approximant** $S_{2k+2}(t)$ by

$$S_{2k+2}(t) = S_{2k}^2(a_{2k}t)S_{2k}((1 - 4a_{2k})t)S_{2k}^2(a_{2k}t), \quad (34)$$

for some $a_{2k} \in \mathbb{R}$. It is possible to show that for $k = 1, 2, 3, \dots$ and small t :

$$S_{2k+2}(t) = e^{t(A+B)} + \mathcal{O}(t^{2k+3}), \quad \text{if } a_{2k} = \frac{1}{4 - 4^{2k+1}}. \quad (35)$$

$(a_{2k})_{k=1,2,3,\dots}$ is a monotone decreasing sequence with $a_2 = 0.4145\dots$ and $\lim_{k \rightarrow \infty} a_{2k} = 1/3$.

As with the Lie approximant, is possible to do a Trotter rescaling of the Suzuki approximants. One finds that for $k = 1, 2, 3, \dots$, large N and fixed t :

$$S_{2k}^N\left(\frac{t}{N}\right) = e^{t(A+B)} + \mathcal{O}\left(\frac{t^{2k+1}}{N^{2k}}\right). \quad (36)$$

Henceforth, what we have called N so far in this section will be renamed N_T , to distinguish it from all the other N 's used in this paper. The T in N_T stands for Trotter, since it represents the number of Trotter time slices (trots?).

If we call N_{exp} the number of factors of the type $e^{\tau A}$ or $e^{\tau B}$ for some $\tau \in \mathbb{R}$, then we can compare N_{exp} and the error for the Trotterized Lie and Suzuki approximants¹:

	N_{exp}	error
$L_1^{N_T}\left(\frac{t}{N_T}\right)$	$2N_T$	$\mathcal{O}\left(\frac{t^2}{N_T}\right)$
$S_{2k}^{N_T}\left(\frac{t}{N_T}\right)$	$2(5)^{k-1}N_T + 1$	$\mathcal{O}\left(\frac{t^{2k+1}}{N_T^{2k}}\right)$

Let N_{exp}^{T-S} stand for the number of exponentials in the Trotterized Suzuki approximant. Define

$$\epsilon = \frac{t^{2k+1}}{N_T^{2k}}. \quad (37)$$

Eq.(37) for ϵ can be inverted to get $N_T = \frac{t^{1+\frac{1}{2k}}}{\epsilon^{\frac{1}{2k}}}$. This expression for N_T as a function of ϵ can be substituted into the value for N_{exp}^{T-S} given in the above table, to get:

$$N_{exp}^{T-S} = 2(5)^{k-1} \frac{t^{1+\frac{1}{2k}}}{\epsilon^{\frac{1}{2k}}} + 1. \quad (38)$$

The previous expression for N_{exp}^{T-S} has a minimum for small ϵ . For example, suppose $\epsilon = 10^{-12}$. For $k = 1$, $N_{exp}^{T-S} \sim \epsilon^{\frac{1}{2k}} = 10^6$. For $k = 2$, $N_{exp}^{T-S} \sim \epsilon^{\frac{1}{2k}} = 10^3$. As $k \rightarrow \infty$, $N_{exp}^{T-S} \rightarrow 2(5)^{k-1}t \rightarrow \infty$. It is possible to use calculus to obtain the value of k that minimizes N_{exp}^{T-S} . One finds²

$$k \approx \sqrt{\frac{\ln(\frac{t}{\epsilon})}{2 \ln(5)}}, \quad N_{exp}^{T-S} \approx \frac{2t}{5} e^{[2 \ln(5) \ln(\frac{t}{\epsilon})]^{\frac{1}{2}}}. \quad (39)$$

¹ If $N_{exp}(S_{2k})$ is the number of exponentials in S_{2k} , then $N_{exp}(S_2) = 3$, $N_{exp}(S_4) = 11$, $N_{exp}(S_6) = 51$. In general, $N_{exp}(S_{2k+2}) = N_{exp}(S_{2k})5 - 4$ for $k = 1, 2, \dots$. Solving the difference equation $f(k+1) = f(k)5 - 4$ with $f(1) = 3$ yields $f(k) = 2(5)^{k-1} + 1$. Finally, note that $N_{exp}^{T-S} = f(k)N_T - (N_T - 1)$.

²Ref.[6] does a similar minimization for a more general Suzuki approximant that approximates $e^{i(A_1+A_2+\dots+A_m)}$ where $m \geq 2$. We will only use $m = 2$ in this paper.

3.3 Multiply Controlled NOTs

In this section, we will review how to compile multiply controlled $U(2)$ operators. More information about this topic may be found in Ref.[15].

Suppose $U \in U(2)$. If τ and κ are two different qubit positions, gate $U(\tau)^{n(\kappa)}$ (or $U(\tau)^{\vec{n}(\kappa)}$) is called a **controlled U** with target τ and control κ . When $U = \sigma_X$, this reduces to a CNOT (controlled NOT). If τ, κ_1 and κ_0 are 3 different qubit positions, $\sigma_X(\tau)^{n(\kappa_1)n(\kappa_0)}$ is called a **Toffoli gate** with target τ and controls κ_1, κ_0 . Suppose $N_K \geq 2$ is an integer and $\vec{b} \in Bool^{N_K}$. Suppose $\tau, \kappa_{N_K-1}, \kappa_{N_K-2}, \dots, \kappa_1, \kappa_0$ are distinct qubits and $\vec{\kappa} = (\kappa_{N_K-1}, \kappa_{N_K-2}, \dots, \kappa_1, \kappa_0)$. Gate $U(\tau)^{P_{\vec{b}}(\vec{\kappa})}$ is called a **multiply controlled U** with target τ and N_K controls $\vec{\kappa}$. When $U = \sigma_X$, this reduces to an **MCNOT (multiply controlled NOT)**.

Our goal in this section is to show a reasonably efficient way of compiling any multiply controlled $U(2)$ operator; i.e., to express it as a SEO consisting of CNOTs and single-qubit operations.

For any $U \in U(2)$, a multiply controlled U can be expressed in terms of MCNOTs as follows:

$$\text{Circuit with } N_K \text{ control lines and target line } U \text{ gate} = \text{Circuit with } N_K \text{ control lines, ancilla line } |0\rangle, \text{ and } U \text{ gate} \quad (40)$$

This requires one ancilla qubit in state $|0\rangle$. The ancilla is reusable.

Remember that our goal is to show how to compile any multiply controlled $U(2)$ operator. Now all we need to show is how to compile MCNOTs. MCNOTs can be expressed in terms of Toffoli gates as follows:

$$\text{Circuit with } N_K \text{ control lines and target line } \text{NOT} \text{ gate} = \text{Circuit with } N_K-2 \text{ ancilla lines } |0\rangle \text{ and } \text{NOT} \text{ gate} \quad (41)$$

For $N_K \geq 3$ controls, this requires $N_K - 2$ ancilla qubits in state $|0\rangle$. The ancillas are reusable.

So now all we need to show is how to compile a Toffoli gate. The following identity, true for any $V \in U(2)$, is useful in this regard:

$$\text{Circuit (42)} \quad (42)$$

When $V = \sigma_X$, this becomes:

$$\text{Circuit (43)} \quad (43)$$

Thus, we can compile a Toffoli gate if we can compile a singly controlled $(\sigma_X)^{\frac{1}{2}}$. A singly controlled $U(2)$ operator also arose in Eq.(40). So we should show how to compile a general singly controlled $U(2)$ operator. This can be done using the following quaternion trick[16]. Observe that an arbitrary $U \in U(2)$ need not have unit determinant. For example, σ_X and $(\sigma_X)^{\frac{1}{2}}$ don't. So we need to express U as a product of an $SU(2)$ matrix and a phase: $U = e^{i\phi} e^{i\theta\sigma_{\hat{n}}}$, where \hat{n} is a unit vector in \mathbb{R}^3 , and $\phi, \theta \in \mathbb{R}$. Then use the fact that any special unitary matrix $e^{i\theta\sigma_{\hat{n}}}$ can always be expressed as $\sigma_{\hat{a}}\sigma_{\hat{b}}$, where \hat{a}, \hat{b} are unit vectors in \mathbb{R}^3 . Indeed, $e^{i\theta\sigma_{\hat{n}}} = \cos \theta + i\hat{n} \sin \theta$, and $\sigma_{\hat{a}}\sigma_{\hat{b}} = \hat{a} \cdot \hat{b} + i\hat{a} \times \hat{b}$, so set $\cos \theta = \hat{a} \cdot \hat{b}$ and $\hat{n} \sin \theta = \hat{a} \times \hat{b}$. Thus

$$U = e^{i\phi} \sigma_{\hat{a}} \sigma_{\hat{b}}. \quad (44)$$

Let R and S be $SU(2)$ matrices that rotate \hat{a} and \hat{b} into the x axis:

$$\sigma_{\hat{a}} = R\sigma_X R^\dagger, \quad \sigma_{\hat{b}} = S\sigma_X S^\dagger. \quad (45)$$

Then

$$\text{Circuit (46a)} \quad (46a)$$

$$= e^{i\phi n(\alpha)} \sigma_{\hat{a}}(\beta)^{n(\alpha)} \sigma_{\hat{b}}(\beta)^{n(\alpha)} \quad (46b)$$

$$\text{Circuit (46c)} \quad (46c)$$

Thus, we have achieved our goal of showing how to compile any multiply controlled $U(2)$ operator.

Let G be any multiply controlled $U(2)$ gate with N_K controls, where $N_K \geq 1$. A consequence of the results of this section is that G can always be expressed as a SEO with $\mathcal{O}(N_K)$ CNOTs.

3.4 CS Decomposition

In this section, we will define the CSD (Cosine Sine Decomposition)[9] and review how it has been applied to quantum computing prior to this paper.

Suppose that U is an $N \times N$ unitary matrix, where N is an even number. The CSD Theorem states³ that one can always express U in the form

$$U = \begin{bmatrix} L_0 & 0 \\ 0 & L_1 \end{bmatrix} D \begin{bmatrix} R_0 & 0 \\ 0 & R_1 \end{bmatrix}, \quad (47a)$$

where the left and right matrices L_0, L_1, R_0, R_1 are $\frac{N}{2} \times \frac{N}{2}$ unitary matrices, and

$$D = \begin{bmatrix} D_{00} & D_{01} \\ D_{10} & D_{11} \end{bmatrix}, \quad (47b)$$

$$D_{00} = D_{11} = \text{diag}(C_1, C_2, \dots, C_{\frac{N}{2}}), \quad (47c)$$

$$D_{01} = \text{diag}(S_1, S_2, \dots, S_{\frac{N}{2}}), \quad D_{10} = -D_{01}. \quad (47d)$$

For all $i \in Z_{1, \frac{N}{2}}$, $C_i = \cos \theta_i$ and $S_i = \sin \theta_i$ for some angle θ_i . Eqs.(47) can be expressed more succinctly as

$$U = (L_0 \oplus L_1) e^{i\sigma_Y \otimes \Theta} (R_0 \oplus R_1), \quad (48)$$

where $\Theta = \text{diag}(\theta_1, \theta_2, \dots, \theta_{\frac{N}{2}})$.

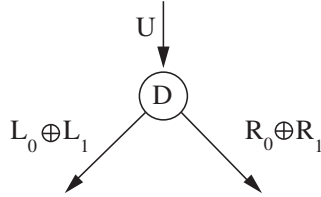


Figure 2: Diagrammatic representation of CS decomposition, Eq.(47).

Fig.2 is a diagrammatic representation of the CSD. Note that: (1)Matrix U is assigned to the incoming arrow. (2)Matrix D is assigned to the node. (3)Matrices $R_0 \oplus R_1$ and $L_0 \oplus L_1$ are each assigned to an outgoing arrow.

The CS decomposition was first used for quantum compiling in Tuc99[17]. In the Tuc99 compiling algorithm, the CSD is used recursively. A nice way of picturing this recursive use of the CSD is to represent each CSD application by a node, as

³Actually, this is only a special case of the CSD Theorem—the case which is most relevant to quantum computing. The general version of the CSD Theorem does not restrict the dimension of U to be even, or even restrict the blocks into which U is partitioned to be of equal size.

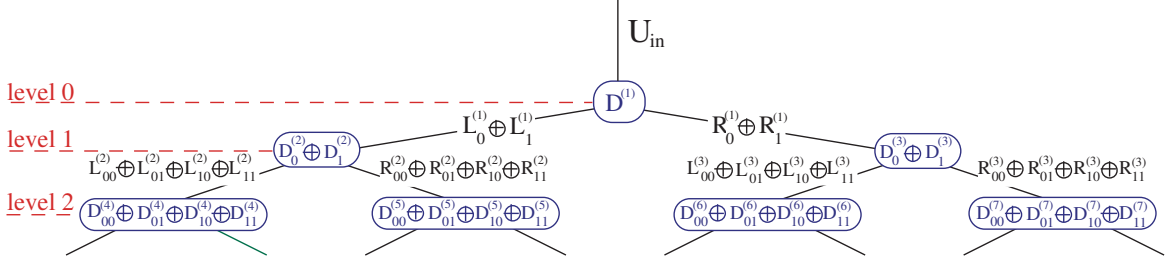


Figure 3: A CSD binary tree. It arises from the recursive application of the CSD.

in Fig2. The recursion connects these nodes so as to form a binary tree, as shown in Fig.3. In Fig.3, we start with an initial unitary matrix U_{in} entering the root node, which we define as level 0. Without loss of generality, we can assume that the dimension of U_{in} is 2^{N_B} for some $N_B \geq 1$. (If initially U_{in} 's dimension is not a power of 2, we replace it by a direct sum $U_{in} \oplus I_r$ whose dimension is a power of two.) We apply the CSD method to U_{in} . This yields for level 0 a D matrix $D_0^{(1)}$, two unitary matrices $L_0^{(1)}$ and $L_1^{(1)}$ on the left side and two unitary matrices $R_0^{(1)}$ and $R_1^{(1)}$ on the right side. Then we apply the CSD method to each of the 4 matrices $L_0^{(1)}$, $L_1^{(1)}$, $R_0^{(1)}$ and $R_1^{(1)}$ that were produced in the previous step. Then we apply the CSD method to each of the 16 R and L matrices that were produced in the previous step. And so on. The nodes of level N_B don't have R, L arrows coming out of them since the D matrices for those nodes are all 1×1 .

Call a central matrix either (1) a single D matrix, or (2) a direct sum $D_1 \oplus D_2 \oplus \dots \oplus D_r$ of D matrices, or (3) a diagonal unitary matrix. From Fig.3, it is clear that the initial matrix U_{in} can be expressed as a product of central matrices, with each node of the tree providing one of the central matrices in the product. We can use this factorization of U_{in} into central matrices to compile U_{in} , if we can find a method for decomposing any central matrix into a SEO. Tuc99 gives such a method.

Let's say a few more words about central matrices. For simplicity, consider matrices of size 2^{N_B} with $N_B = 3$. Let $R_y(\phi) = e^{i\phi\sigma_Y}$. An 8×8 D matrix is of the form

$$D = \sum_{a,b \in Bool} R_y(\phi_{ab}) \otimes P_a \otimes P_b, \quad (49a)$$

for some $\phi_{ab} \in \mathbb{R}$. An 8×8 matrix which is a sum of two D matrices is of the form

$$D_0 \oplus D_1 = \sum_{a,b \in Bool} P_a \otimes R_y(\phi'_{ab}) \otimes P_b, \quad (49b)$$

for some $\phi'_{ab} \in \mathbb{R}$. An 8×8 matrix which is a sum of four D matrices is of the form

$$D_{00} \oplus D_{01} \oplus D_{10} \oplus D_{11} = \sum_{a,b \in Bool} P_a \otimes P_b \otimes R_y(\phi''_{ab}), \quad (49c)$$

for some $\phi''_{ab} \in \mathbb{R}$. Thus, the D , $D_0 \oplus D_1$ and $D_{00} \oplus D_{01} \oplus D_{10} \oplus D_{11}$ matrices given by Eqs.(49) only differ by a qubit permutation (apart from the fact that they have different angles). Note that D of Eq.(49a) can also be written in the form

$$D = \exp \left(i \sum_{a,b \in Bool} \phi_{a,b} \sigma_Y \otimes P_a \otimes P_b \right) \quad (50a)$$

$$= \exp \left(i \sum_{a,b \in Bool} \phi_{a,b} \sigma_Y(2) P_a(1) P_b(0) \right). \quad (50b)$$

For $N_B \geq 1$, Eq.(50) generalizes to

$$D = \exp \left(i \sigma_Y \otimes \sum_{\vec{b} \in Bool^{N_B-1}} \phi_{\vec{b}} P_{\vec{b}} \right) \quad (51a)$$

$$= \exp \left(i \sigma_Y(N_B - 1) \sum_{\vec{b} \in Bool^{N_B-1}} \phi_{\vec{b}} P_{\vec{b}}(N_B - 2, \dots, 2, 1, 0) \right). \quad (51b)$$

In general, a central matrix acting on N_B qubits is a matrix of the form exhibited by D in Eq.(51), or a qubit permutation thereof, or a diagonal unitary matrix.

In my papers that followed Tuc99, I've begun calling a D matrix of the form Eq.(51) a “multiplexor”.⁴ When I want to be more precise, I call it an $R_y(2)$ -multiplexor with target qubit $N_B - 1$ and control qubits $N_B - 2, \dots, 2, 1, 0$. The $R_y(2)$ term refers to the fact that the set of operations acting on the target qubit are 2×2 qubit rotations $R_y(\phi) = e^{i\phi\sigma_Y}$ for some $\phi \in \mathbb{R}$. More generally, one can speak of $U(2)$ -multiplexors. Henceforth in this paper, I'll continue using this multiplexor nomenclature, even though it's not used in Tuc99.

Tuc99 gives identities for decomposing an arbitrary $R_y(2)$ -multiplexor and a diagonal unitary matrix into a SEO with 2^{N_B} CNOTs. Fig.4 shows an example of the SEO decomposition found in Tuc99 for an $R_y(2)$ -multiplexor. In Fig.4, 0,1,2,3 are the control qubits, and 4 is the target qubit. The empty square vertices represent $R_y(2)$ gates. The symbol to the left of the equal sign, the one with the “half-moon” vertices, was invented by the authors of Ref.[18] to represent an $R_y(2)$ -multiplexor.

The Tuc99 algorithm is implemented in a computer program called Qubiter, available at Ref.[19].

⁴“multiplexor” means “multi-fold” in Latin. A special type of electronic device is also called a multiplexor or multiplexer.

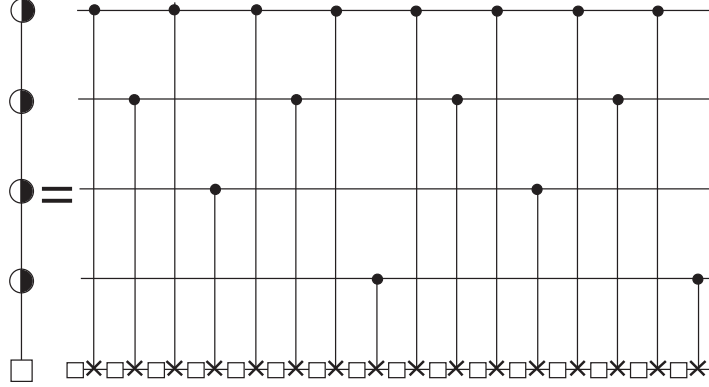


Figure 4: A possible decomposition of an $R_y(2)$ -multiplexor with 4 controls.

Later papers[20, 18, 21] have improved the Tuc99 algorithm. Instead of growing the CSD tree all the way down to where the leaf nodes contain diagonal unitary matrices, they stop one level earlier, when the leaf nodes contain $U(2)$ -multiplexors. Then they apply a nice technique, due to Vidal and Dawson[22], for expressing arbitrary $U(2)$ matrices using just 3 CNOTs. They are able to express an arbitrary structureless $U(2^{N_B})$ matrix using $\frac{1}{2}4^{N_B} + \mathcal{O}(2^{N_B})$ CNOTs (and also some qubit rotations, of course). It's easy to show[23] that the number of CNOTs needed to express a structureless $U(2^{N_B})$ matrix is greater or equal to $\frac{1}{4}(4^{N_B} - 3N_B - 1)$. Roughly speaking, in these algorithms, a unitary matrix is decomposed into 2^{N_B} $U(2)$ -multiplexors, and each of these multiplexors is expressed as a SEO with 2^{N_B} CNOTs.

Note that quantum compiling papers usually measure circuit complexity by counting the total number of CNOTs. Others count the total number of elementary gates. One could also count just the total number of control vertices in the circuit diagram. These 3 measures are linearly related so they have the same big O behavior when expressed as a function of the number of qubits. It is expected that the quantum computers of the future will be able to perform single-qubit operations much faster than CNOTs, so it makes sense to ignore the single-qubit operations and count only the CNOTs.

The Tuc99 algorithm and its variants expect a structureless unitary matrix as input. They do not assume any symmetries in the structure of the input matrix being decomposed. But the CSD does have some free degrees of freedom (for example, certain phase choices) which are chosen arbitrarily. The number of these degrees of freedom increases as the symmetry of the input matrix increases. If the input matrix does have a symmetric structure, it is sometimes possible to chose those free degrees of freedom in a way that reduces the length of the output SEO. For example, Refs.[24, 25] show that the Coppersmith decomposition[26] of the discrete Fourier transform matrix can be obtained using the Tuc99 algorithm and some judicious choices for the free degrees of freedom.

4 Some Identities for Exponentials of Partitioned Matrices

In this section, we present some identities satisfied by $\exp(iM)$, where M is a Hermitian matrix partitioned into four equal sized blocks.

Suppose M_{00} , M_{01} , M_{10} and M_{11} are square matrices of the same dimension, and

$$M = \begin{bmatrix} M_{00} & M_{01} \\ M_{10} & M_{11} \end{bmatrix}. \quad (52)$$

We will say M is **block diagonal** if $M_{10} = M_{01} = 0$ and **block anti-diagonal** if $M_{00} = M_{11} = 0$. We are interested in the case where M is Hermitian.

If the M of Eq.(52) is block diagonal, then $\exp(iM) = \exp(iM_{00}) \oplus \exp(iM_{11})$. But suppose M is block anti-diagonal. What can we say about $\exp(iM)$ then?

Lemma 1 *Suppose $F \in \mathbb{C}^{n \times n}$ and $F = V\Delta U^\dagger$ is an SVD, so V, U are unitary matrices and Δ is a non-negative diagonal matrix. Then*

$$\exp(i \begin{bmatrix} 0 & F^\dagger \\ F & 0 \end{bmatrix}) = \begin{bmatrix} U & 0 \\ 0 & V \end{bmatrix} \begin{bmatrix} \cos(\Delta) & i \sin(\Delta) \\ i \sin(\Delta) & \cos(\Delta) \end{bmatrix} \begin{bmatrix} U^\dagger & 0 \\ 0 & V^\dagger \end{bmatrix}. \quad (53)$$

proof: Let LHS and RHS stand for the left and right hand sides of Eq.(53). Then

$$LHS = \exp(i \begin{bmatrix} U & 0 \\ 0 & V \end{bmatrix} \begin{bmatrix} 0 & \Delta \\ \Delta & 0 \end{bmatrix} \begin{bmatrix} U^\dagger & 0 \\ 0 & V^\dagger \end{bmatrix}) \quad (54a)$$

$$= \begin{bmatrix} U & 0 \\ 0 & V \end{bmatrix} \exp(i \begin{bmatrix} 0 & \Delta \\ \Delta & 0 \end{bmatrix}) \begin{bmatrix} U^\dagger & 0 \\ 0 & V^\dagger \end{bmatrix} \quad (54b)$$

$$= RHS. \quad (54c)$$

LHS can still be exponentiated without having to find the SVD of F . See Appendix A if interested.

QED

Suppose the M of Eq.(52) only has $M_{11} = 0$, so it isn't fully block diagonal. What can we say about $\exp(iM)$ then?

Lemma 2 *Suppose $A, B \in \mathbb{C}^{n \times n}$ and A is a Hermitian matrix. Then*

$$\exp(i \begin{bmatrix} A & B^\dagger \\ B & 0 \end{bmatrix}) = \exp(i \begin{bmatrix} A & 0 \\ 0 & 0 \end{bmatrix}) \mathcal{T} \left\{ \exp(i \int_0^1 dt \begin{bmatrix} 0 & h.c. \\ B e^{itA} & 0 \end{bmatrix}) \right\}, \quad (55)$$

where $\mathcal{T}\{\}$ indicates a time-ordered exponential.

first proof: Define the following three matrices:

$$Q = \begin{bmatrix} A & B^\dagger \\ B & 0 \end{bmatrix}, \quad Q_A = \begin{bmatrix} A & 0 \\ 0 & 0 \end{bmatrix}, \quad Q_B = \begin{bmatrix} 0 & B^\dagger \\ B & 0 \end{bmatrix}. \quad (56)$$

For any $t \in \mathbb{R}$, consider the t -dependent matrix

$$x(t) = e^{-itQ_A} e^{itQ}. \quad (57)$$

The derivative of $x(t)$ is

$$x'(t) = e^{-itQ_A} (-iQ_A + iQ) e^{itQ} \quad (58a)$$

$$= (ie^{-itQ_A} Q_B e^{itQ_A}) x(t). \quad (58b)$$

Hadamard's identity[13] tells us that

$$e^{-itQ_A} Q_B e^{itQ_A} = e^{-it[Q_A, \cdot]} Q_B. \quad (59)$$

It is easy to check that for $n = 1, 2, \dots$,

$$[Q_A, \cdot]^n Q_B = \begin{bmatrix} 0 & A^n B^\dagger \\ B(-A)^n & 0 \end{bmatrix}. \quad (60)$$

Therefore,

$$ie^{-itQ_A} Q_B e^{itQ_A} = i \sum_{n=0}^{\infty} \frac{(-it)^n}{n!} \begin{bmatrix} 0 & A^n B^\dagger \\ B(-A)^n & 0 \end{bmatrix} \quad (61a)$$

$$= i \begin{bmatrix} 0 & e^{-itA} B^\dagger \\ B e^{itA} & 0 \end{bmatrix}. \quad (61b)$$

Thus, $x(t)$ defined by Eq.(57) satisfies the differential equation:

$$x'(t) = i \begin{bmatrix} 0 & e^{-itA} B^\dagger \\ B e^{itA} & 0 \end{bmatrix} x(t). \quad (62)$$

This differential equation for $x(t)$ is of the form

$$x'(t) = M(t)x(t), \quad (63)$$

where $M(t)$ is a t -dependent matrix. If we express the derivative on the left hand side of Eq.(63) in terms of infinitesimals, we find

$$x(t + dt) \approx [1 + M(t)dt]x(t) \approx e^{M(t)dt}x(t). \quad (64)$$

Iterating Eq.(64) gives:

$$x(t) = \mathcal{T} \left\{ e^{\int_0^t dt' M(t')} \right\} x(0) . \quad (65)$$

Eq.(65) is the solution of any differential equation of the form Eq.(63). We can use Eq.(65) to solve Eq.(62) with the initial condition $x(0) = 1$ (from Eq.(57)).

second proof: Here is an alternative proof that uses infinitesimals instead of differential equations. For any large integer N , let $\Delta t = \frac{1}{N}$ and $t_k = k\Delta t$ for $k \in Z_{0,N}$. Thus, $t_0 = 0$ and $t_N = 1$. Then

$$e^{-iQ_A} e^{iQ} \approx e^{-iQ_A} (e^{i\Delta t Q_B} e^{i\Delta t Q_A})^N \quad (66a)$$

$$\approx \prod_{j=N, \dots, 2, 1} \{ e^{-it_j Q_A} e^{i\Delta t Q_B} e^{it_j Q_A} \} \quad (66b)$$

$$\approx \prod_{j=N, \dots, 2, 1} \exp(e^{-it_j Q_A} i\Delta t Q_B e^{it_j Q_A}) \quad (66c)$$

$$\approx \prod_{j=N, \dots, 2, 1} \exp(i\Delta t \begin{bmatrix} 0 & e^{-it_j A} B^\dagger \\ B e^{it_j A} & \end{bmatrix}) \quad (66d)$$

$$= \mathcal{T} \left\{ \exp\left(i \int_0^1 dt \begin{bmatrix} 0 & e^{-it A} B^\dagger \\ B e^{it A} & \end{bmatrix}\right) \right\} . \quad (66e)$$

QED

In the previous Lemma, the magnitude of the matrices A and B was arbitrary. If we assume that A and B are $\mathcal{O}(g)$, where g is small, then one can say more about the exponential of an M such that $M_{11} = 0$.

Lemma 3 *Suppose $A, B \in \mathbb{C}^{n \times n}$, A is a Hermitian matrix, and A, B are both $\mathcal{O}(g)$, where g is small. Then*

$$\exp\left(i \begin{bmatrix} A & B^\dagger \\ B & 0 \end{bmatrix}\right) = \exp\left(i \begin{bmatrix} A & 0 \\ 0 & 0 \end{bmatrix}\right) \exp\left(\begin{bmatrix} T_1 + T_2 & i\overline{B}^\dagger \\ i\overline{B} & -i\frac{BAB^\dagger}{6} \end{bmatrix}\right) + \mathcal{O}(g^5) , \quad (67)$$

where

$$T_1 = \frac{i}{12} (B^\dagger B A + A B^\dagger B) , \quad (68)$$

$$T_2 = \left(\frac{1}{24}\right) (-B^\dagger B A^2 + A^2 B^\dagger B) , \quad (69)$$

$$\overline{B} = B \operatorname{sinc}\left(\frac{A}{2}\right) e^{i\frac{A}{2}} . \quad (70)$$

Also, to lower order,

$$\exp(i \begin{bmatrix} A & B^\dagger \\ B & 0 \end{bmatrix}) = \exp(i \begin{bmatrix} A & 0 \\ 0 & 0 \end{bmatrix}) \exp(i \begin{bmatrix} 0 & \overline{B}^\dagger \\ \overline{B} & 0 \end{bmatrix}) + \mathcal{O}(g^3). \quad (71)$$

proof: (The arXiv source code for this paper includes an Octave/Matlab subroutine called `qtree_cbh.m` that checks this Lemma.) If x and y are both of order g and g is small, then the Campbell-Baker-Hausdorff Expansion is [13, 14]

$$e^x e^y = \exp \left\{ x + y + \frac{1}{2}[x, y] + \frac{1}{12}([x, \cdot]^2 y + [y, \cdot]^2 x) + \frac{1}{24}[y, [x, [y, x]]] + \mathcal{O}(g^5) \right\}. \quad (72)$$

If Q_A and Q_B are defined by Eq.(56), then this Lemma follows from Eq.(72) with

$$x = -iQ_A, \quad y = i(Q_A + Q_B). \quad (73)$$

The definition of \overline{B} was inspired from Lemma 2 and the observation that

$$\int_0^1 dt e^{itA} = \frac{e^{iA} - 1}{iA} = \text{sinc}\left(\frac{A}{2}\right) e^{i\frac{A}{2}}, \quad (74)$$

where $\text{sinc}(x) = \sin(x)/x$ as usual.

QED

5 General Strategy for Compiling Any Quantum Walk

In this section, we describe our general strategy for compiling the FGG07 algorithm (or, more precisely, the FGG07-inspired algorithm with discrete queries that was first proposed in Cle07). The compilation strategy described in this section is also useful for compiling other quantum walks.

The standard definition of the evolution operator in Quantum Mechanics is $U = e^{-itH}$, where t is time and H is a Hamiltonian. Throughout this paper, we will set $t = -1$ so $U = e^{iH}$. If H is proportional to a coupling constant g , reference to time can be restored easily by replacing the symbol g by $-tg$, and the symbol H by $-tH$.

Fig.5(a) shows an example of a “loop” graph. It has 8 nodes (nodes=states), labelled $0, 1, \dots, 7$. We wish to consider the following Hamiltonian for transitions along the edges of this loop graph:

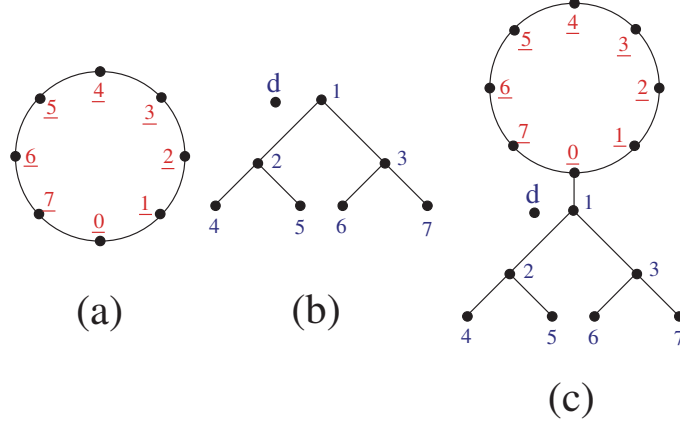


Figure 5: (a)loop graph (b)tree graph (c)tree and loop graphs glued together

$$H_{lp} = (g) \begin{array}{c|cccccccc} & 0 & 1 & 2 & 3 & 4 & 5 & 6 & 7 \\ \hline 0 & & 1 & & & & & & 1 \\ \hline 1 & 1 & & 1 & & & & & \\ \hline 2 & & 1 & & 1 & & & & \\ \hline 3 & & & 1 & & 1 & & & \\ \hline 4 & & & & 1 & & 1 & & \\ \hline 5 & & & & & 1 & & 1 & \\ \hline 6 & & & & & & 1 & & 1 \\ \hline 7 & 1 & & & & & & 1 & \\ \hline \end{array}, \quad (75)$$

where $g \in \mathbb{R}$.

A binary tree with $\Lambda + 1$ levels has $1 + 2 + 2^2 + \dots + 2^\Lambda = 2^{\Lambda+1} - 1$ nodes. To reach $2^{\Lambda+1}$ nodes, we add an extra “dead” or “dud” node, labelled with the letter “ d ”. This d node is not connected to any other node in the graph. If we include this dud node, then the number of leaves N_{lvs} is exactly half the number of nodes: $N_{lvs} = \frac{1}{2}2^{\Lambda+1} = 2^\Lambda$.

Fig.5(b) shows an example of a binary-tree graph with $\Lambda = 2$. It has 8 nodes, labelled $d, 1, 2, \dots, 7$. We wish to consider the following Hamiltonian for transitions along the edges of this binary-tree graph:

$$H_{tr} = \begin{array}{c|ccccccc} & d & 1 & 2 & 3 & 4 & 5 & 6 & 7 \\ \hline d & & & & & & & & \\ \hline 1 & & & g_{12} & g_{13} & & & & \\ \hline 2 & & g_{12} & & & g_{24} & g_{25} & & \\ \hline 3 & & g_{13} & & & & & g_{36} & g_{37} \\ \hline 4 & & & g_{24} & & & & & \\ \hline 5 & & & g_{25} & & & & & \\ \hline 6 & & & & g_{36} & & & & \\ \hline 7 & & & & g_{37} & & & & \end{array}, \quad (76)$$

where $g_{p,q} \in \mathbb{R}$ for all p, q .

Fig.5(c) shows an example of the graph used in FGG07. It contains a binary tree attached to a loop which serves as a “runway” for a wave packet. For the algorithm of FGG07 to work, the runway must be much longer than $\sqrt{N_{lvs}}$ as $N_{lvs} \rightarrow \infty$.⁵ In Fig.5(c), the tree has 8 nodes (including the dud one), and the runway has 8 nodes. Let’s call the tree nodes tr_j , where $j \in Z_{0,7}$, and the runway nodes lp_j , where $j \in Z_{0,7}$. We wish to consider the following Hamiltonian for transitions along the edges of this tree and runway graph:

$$H = \left[\begin{array}{cccc|ccc} & & & & h_{gl}^\dagger & & \\ & & & & | & & \\ & & & & | & & \\ & & & & | & & \\ & & & & | & & \\ & & & & | & & \\ & & & & | & & \\ & & & & | & & \\ \hline & & & & & & \\ \hline h_{gl} & & & & & & \\ \hline & & & & H_{tr} & & h_{in}^\dagger \\ \hline & & & & & & | \\ & & & & & & h_{in} \end{array} \right]. \quad (77)$$

If g is the coupling constant that appears in the loop Hamiltonian H_{lp} , then we will assume, as FGG07 does, that the coupling constants $\{g_{p,q}\}_{\forall p,q}$ that appear in the tree Hamiltonian H_{tr} are all equal to g . Besides H_{tr} and H_{lp} , which have already been discussed, the Hamiltonian of Eq.(77) includes blocks with h_{gl} , h_{in} , and their Hermitian conjugates. The tree-loop “glue” Hamiltonian H_{gl} is defined by

$$H_{gl} = h_{gl} + h_{gl}^\dagger = g(|lp_0\rangle\langle tr_1| + h.c.). \quad (78)$$

It corresponds to the graph edge that connects the tree and the runway. The input (oracle) Hamiltonian H_{in} is defined by

$$H_{in} = h_{in} + h_{in}^\dagger = g \sum_k x_k (|tr_k\rangle\langle in_k| + h.c.), \quad (79)$$

where k runs over all tree leaves, and $x_k \in Bool$ are the NAND formula inputs.

⁵ FGG07 “requests” a runway of length N_{lvs} . However, only a stretch of length $c\sqrt{N_{lvs}}$, for some large constant c , is ever used(traversed) by the narrow wavepacket during the duration of the experiment. Chi07 and Amb07 request a tail of length $c\sqrt{N_{lvs}}$.

The compilation strategy of this paper is to split the full Hamiltonian of Eq.(77) into two parts, which we call the **bulk Hamiltonian** H_{bulk} and the **boundary corrections Hamiltonian** H_{corr} :

$$H = H_{bulk} + H_{corr} . \quad (80)$$

We will set

$$H_{bulk} = H_{lp} + H_{tr} \quad , \quad H_{corr} = H_{gl} + H_{in} . \quad (81)$$

Note that $[H_{lp}, H_{tr}] = 0$ and $[H_{gl}, H_{in}] = 0$. In subsequent sections we will show how to compile the evolution operators $\exp(iH_{lp})$ and $\exp(iH_{tr})$, and therefore $\exp(iH_{bulk})$. We will also show how to compile $\exp(iH_{gl})$ and $\exp(iH_{in})$, and therefore $\exp(iH_{corr})$. Exact compilation of $\exp(iH_{bulk} + iH_{corr})$, although possible via an algorithm such as that of Tuc99, is numerically very laborious. Our strategy is to avoid such numerical calculation by combining the compilations of $\exp(iH_{bulk})$ and $\exp(iH_{corr})$ via the Trotterized Suzuki approximation.

Actually, FGG07 assumes a runway that is a straight line, but replacing a straight line by a large enough closed loop does not change the algorithm significantly. Purists can always convert the loop Hamiltonian into a line Hamiltonian by adding an extra loop-cutting Hamiltonian

$$H_{lp-cut} = -g(|lp_3\rangle\langle lp_4| + h.c.) \quad (82)$$

to the corrections Hamiltonian. It is also possible to convert a loop into a “tail” like the one used in Chi07 and Amb07, by adding a loop-cutting Hamiltonian that cuts the loop at the edge that connects nodes lp_0 and lp_7 .

6 Compiling Loop Graphs

In this section, we will show how to compile (exactly) the evolution operator $e^{iH_{lp}}$ for a loop graph.

Eq.(75) is an example of a loop Hamiltonian H_{lp} . Since H_{lp} is a circulant matrix, $e^{iH_{lp}} = Ue^{-iD}U^\dagger$, where U is a discrete Fourier transform matrix and D is a diagonal real matrix. The U and U^\dagger can be immediately compiled via the Coppersmith decomposition[26], using $\mathcal{O}(N_B^2)$ CNOTs, where $N_S = 2^{N_B}$ is the number of states in the loop. e^{-iD} is a diagonal unitary matrix. Tuc99 shows how to compile an $N_S \times N_S$ diagonal unitary matrix using $\mathcal{O}(N_S)$ CNOTs.

Suppose $\theta_{\vec{b}} \in \mathbb{R}$ for all $\vec{b} \in Bool^{N_B}$. Suppose $\vec{\beta}$ are N_B distinct qubit positions

and α is the position of an additional ancilla qubit. Note that

$$\exp\left(i\sum_{\vec{b}}\theta_{\vec{b}}P_{\vec{b}}(\vec{\beta})\right)=\exp\left(i\sigma_Z(\alpha)\sum_{\vec{b}}\theta_{\vec{b}}P_{\vec{b}}(\vec{\beta})\right)|0\rangle_{\alpha}\quad(83a)$$

$$=e^{-i\frac{\pi}{4}\sigma_X(\alpha)}\exp\left(i\sigma_Y(\alpha)\sum_{\vec{b}}\theta_{\vec{b}}P_{\vec{b}}(\vec{\beta})\right)e^{i\frac{\pi}{4}\sigma_X(\alpha)}|0\rangle_{\alpha}\quad(83b)$$

We used $\sigma_Z|0\rangle=|0\rangle$ and $e^{-i\frac{\pi}{4}\sigma_X}\sigma_Ye^{i\frac{\pi}{4}\sigma_X}=\sigma_Z$. Thus, if one can compile any $R_y(2)$ -multiplexor with N_B controls, then one can compile any $2^{N_B}\times 2^{N_B}$ diagonal unitary matrix.

7 Compiling Glue and Cuts

In this section, we will show how to compile the evolution operators $e^{iH_{cut}}$ for a loop cut and $e^{iH_{gl}}$ for the tree-loop glue.

Consider the loop cut first. For example, suppose we want to cut the loop graph of Fig.5(a) at the edge connecting the states $|0\rangle$ and $|7\rangle$.

Define

$$U=[\sigma_X(2)\sigma_X(1)]^{n(0)}.\quad(84)$$

Then

$$|7\rangle\langle 0|+h.c.=|111\rangle\langle 000|+h.c.\quad(85a)$$

$$=U(|001\rangle\langle 000|+h.c.)U^\dagger\quad(85b)$$

$$=U\sigma_X(0)^{\bar{n}(2)\bar{n}(1)}U^\dagger.\quad(85c)$$

To get Eq.(85c), we used the fact that $\sigma_X(\beta)=(|0\rangle\langle 1|+h.c.)_\beta$ for any qubit position β . Finally, note that

$$e^{iH_{cut}}=e^{-ig(|7\rangle\langle 0|+h.c.)}=U[e^{-ig\sigma_X(0)}]^{\bar{n}(2)\bar{n}(1)}U^\dagger.\quad(86)$$

In general, suppose we want to cut the edge that connects states $|j\rangle$ and $|k\rangle$, where j and k are the decimal names of the states. Let $\vec{j}=bin(j)$ and let j_β be the component of \vec{j} at bit position β . Define \vec{k} and k_β analogously. $j\neq k$ so \vec{j} and \vec{k} must differ at one bit position, at least. Let β_o be one such bit position. Assume $j_{\beta_o}=1$ and $k_{\beta_o}=0$. Define

$$U=\left[\prod_{\beta:j_\beta\neq k_\beta,\beta\neq\beta_o}\sigma_X(\beta)\right]^{n(\beta_o)}.\quad(87)$$

Then

$$|j\rangle\langle k| + h.c. = U\sigma_X(\beta_o)\prod_{\beta:\beta\neq\beta_o}\{P_{k_\beta(\beta)}\}U^\dagger. \quad (88)$$

Therefore,

$$e^{iH_{cut}} = e^{-ig(|j\rangle\langle k|+h.c.)} = U[e^{-ig\sigma_X(\beta_o)}]\prod_{\beta:\beta\neq\beta_o}P_{k_\beta(\beta)}U^\dagger. \quad (89)$$

Compiling $e^{iH_{gl}}$ is identical to compiling $e^{iH_{cut}}$. The only difference is that the coupling constant g is replaced by $-g$.

8 Compiling Line Graphs

In this section, we will show how to compile (approximately) the evolution operator $e^{iH_{line}}$ of a line graph (open loop). Previously, we showed how to compile the evolution operators $e^{iH_{lp}}$ and $e^{iH_{cut}}$ for a loop graph and a cut. A possible compilation of $e^{iH_{line}}$ can be achieved by combining $e^{iH_{lp}}$ and $e^{iH_{cut}}$ via Trotterized Suzuki. Alternatively, one can compile $e^{iH_{line}}$ directly, as will be shown in this section.

Eq.(75) is an example of a line graph Hamiltonian H_{line} , provided we set to zero the entries $(0, 7)$ and $(7, 0)$. In Eq.(75), we've label states by the decimal numbers 0 to 7, and we have assumed that transitions between these states are such that their label $x \in Z_{0,7}$ can only vary by $\Delta x = \pm 1$. As in spectroscopy, let's call this constraint on Δx a selection rule. Although compiling $e^{iH_{line}}$ with an H_{line} that satisfies $\Delta x = \pm 1$ is possible, a cleaner, simpler compilation[8] can be achieved if H_{line} satisfies a different selection rule; namely, the constraint that states can only change to other states iff the initial and final states are adjacent in a Gray ordering. In a Gray ordering, states are labelled by a binary number, and adjacent states have labels that differ only at one bit position.

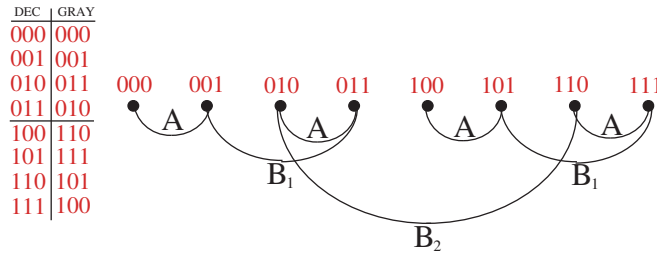


Figure 6: Line graph for eight states. States are connected iff their binary representations differ only at one bit position; i.e., connected states are adjacent in a Gray ordering.

Fig.6 shows eight states, ordered linearly in a decimal ordering from left to right. Edges connecting the states indicate possible transitions between the states. These transitions can only occur between states that are adjacent in a Gray ordering.

The Hamiltonian H_{line} that describes transitions along the edges of the graph of Fig.6 is the following. (Note that the states along the rows and columns of H_{line} are ordered in a decimal ordering.)

$$H_{line} = (g) \begin{array}{c|cccc|cccc} & 000 & 001 & 010 & 011 & 100 & 101 & 110 & 111 \\ \hline 000 & 0 & 1 & & & & & & \\ \hline 001 & 1 & 0 & & 1 & & & & \\ \hline 010 & & & 0 & 1 & & & 1 & \\ \hline 011 & & 1 & 1 & 0 & & & & \\ \hline 100 & & & & & 0 & 1 & & \\ \hline 101 & & & & & 1 & 0 & & 1 \\ \hline 110 & & & 1 & & & & 0 & 1 \\ \hline 111 & & & & & & 1 & 1 & 0 \end{array} \quad (90)$$

$$= g \left[\begin{array}{c|c|c|c} \sigma_X & P_1 & & \\ \hline P_1 & \sigma_X & & P_0 \\ \hline & & \sigma_X & P_1 \\ \hline & P_0 & P_1 & \sigma_X \end{array} \right] \quad (91)$$

$$= g \left(\left[\begin{array}{c|c|c|c} \sigma_X & & & \\ \hline & \sigma_X & & \\ \hline & & \sigma_X & \\ \hline & & & \sigma_X \end{array} \right] + \left[\begin{array}{c|c|c|c} & P_1 & & \\ \hline P_1 & & & \\ \hline & & & P_1 \\ \hline & & P_1 & \end{array} \right] + \left[\begin{array}{c|c|c|c} & & & P_0 \\ \hline & & & \\ \hline & & & \\ \hline & P_0 & & \end{array} \right] \right) \quad (92)$$

$$= g \{ I \otimes I \otimes \sigma_X + I \otimes \sigma_X \otimes P_1 + \sigma_X \otimes P_1 \otimes P_0 \} \quad (93)$$

$$= g \{ \sigma_X(0) + \sigma_X(1)n(0) + \sigma_X(2)n(1)\bar{n}(0) \} . \quad (94)$$

where $g \in \mathbb{R}$. Define

$$\begin{aligned} A &= g\sigma_X(0) \\ B_1 &= g\sigma_X(1)n(0) \\ B_2 &= g\sigma_X(2)n(1)\bar{n}(0) \end{aligned} . \quad (95)$$

Note that the B_j commute because they live in different states (see Fig.6). Thus,

$$e^{iH_{line}} = e^{i(A+B_1+B_2)} = e^{iA} e^{iB_1} e^{iB_2} + \mathcal{O}(g^2) \quad (96)$$

$$= \begin{array}{c} \boxed{R_x} \\ \bullet \\ \text{---} \\ \boxed{R_x} \\ \bullet \\ \text{---} \\ \boxed{R_x} \end{array} + \mathcal{O}(g^2) \quad (97)$$

if we use a first-order Lie approximant, and

$$e^{iH_{line}} = e^{i(A+B_1+B_2)} = e^{i\frac{A}{2}} e^{iB_1} e^{iB_2} e^{i\frac{A}{2}} + \mathcal{O}(g^3) \quad (98)$$

$$= \begin{array}{c} \text{---} \boxed{R_x} \text{---} \bullet \text{---} \circ \text{---} \boxed{R_x} \text{---} \\ \text{---} \text{---} \boxed{R_x} \text{---} \bullet \text{---} \text{---} \text{---} \\ \text{---} \text{---} \text{---} \text{---} \boxed{R_x} \text{---} \end{array} + \mathcal{O}(g^3) \quad (99)$$

if we use a second-order Suzuki approximant.

With four bits, one gets

$$H_{line} = g \begin{array}{|c|c|c|c|c|c|c|} \hline \sigma_X & P_1 & & & & & \\ \hline P_1 & \sigma_X & & P_0 & & & \\ \hline & & \sigma_X & P_1 & & & P_0 \\ \hline & P_0 & P_1 & \sigma_X & & & \\ \hline & & & & \sigma_X & P_1 & \\ \hline & & & & P_1 & \sigma_X & P_0 \\ \hline & & P_0 & & & & \sigma_X & P_1 \\ \hline & & & & & & P_0 & P_1 & \sigma_X \\ \hline \end{array} \quad (100)$$

$$= g\{\sigma_X(0) + \sigma_X(1)n(0) + \sigma_X(2)n(1)\bar{n}(0) + \sigma_X(3)n(2)\bar{n}(1)\bar{n}(0)\} . \quad (101)$$

where $g \in \mathbb{R}$. Define

$$\begin{aligned} A &= g\sigma_X(0) \\ B_1 &= g\sigma_X(1)n(0) \\ B_2 &= g\sigma_X(2)n(1)\bar{n}(0) \\ B_3 &= g\sigma_X(3)n(2)\bar{n}(1)\bar{n}(0) \end{aligned} . \quad (102)$$

Then

$$e^{iH_{line}} = e^{i(A+B_1+B_2+B_3)} = e^{iA} e^{iB_1} e^{iB_2} e^{iB_3} + \mathcal{O}(g^2) \quad (103)$$

$$= \begin{array}{c} \text{---} \boxed{R_x} \text{---} \bullet \text{---} \circ \text{---} \circ \text{---} \\ \text{---} \text{---} \boxed{R_x} \text{---} \bullet \text{---} \circ \text{---} \\ \text{---} \text{---} \text{---} \boxed{R_x} \text{---} \bullet \text{---} \\ \text{---} \text{---} \text{---} \text{---} \boxed{R_x} \text{---} \end{array} + \mathcal{O}(g^2) \quad (104)$$

if we use a first-order Lie approximant, and similarly if we use a second-order Suzuki approximant.

Generalization to arbitrary number of bits is obvious.

9 Generalities about Compiling Tree Graphs

In this section, we will introduce several key ideas that are useful in compiling the evolution operator $\exp(iH_{tr})$ for a general binary tree graph.

For $\lambda = 1, 2, 3, \dots$, define the $2^\lambda \times 2^\lambda$ matrix A_{2^λ} to be, up to a constant factor, the Hamiltonian H_{tr} for a binary tree with 2^λ nodes. By studying Eq.(76), one realizes that the family of matrices $\{A_{2^\lambda}\}_{\forall \lambda}$ can be specified in terms of a family of matrices $\{B_{2^\lambda}\}_{\forall \lambda}$ as follows. Let $A_2 = 0$, and

$$A_{2^{\lambda+1}} = \begin{bmatrix} A_{2^\lambda} & B_{2^\lambda}^\dagger \\ B_{2^\lambda} & 0 \end{bmatrix}, \quad (105)$$

for $\lambda = 1, 2, 3, \dots$. (The subscripts of A_{2^λ} and B_{2^λ} indicate the dimension of these matrices.) For example, according to Eq.(105), A_{16} has the form:

$$A_{16} = \left[\begin{array}{c|c|c|c} 0_2 & B_2^\dagger & & \\ \hline B_2 & 0_2 & B_4^\dagger & \\ \hline & B_4 & 0_4 & B_8^\dagger \\ \hline & & & \\ \hline & & B_8 & 0_8 \end{array} \right]. \quad (106)$$

9.1 CSD-ready Evolutions

By applying Eq.(71) repeatedly, we can factor $e^{iA_{16}}$ with A_{16} given by Eq.(106) as follows:

$$e^{iA_{16}} = \Gamma_1 \Gamma_2 \Gamma_3 + \mathcal{O}(g^3), \quad (107)$$

where

$$\Gamma_3 = \exp\left(i \left[\begin{array}{c|c} 0 & \overline{B}_8^\dagger \\ \hline \overline{B}_8 & 0 \end{array} \right]\right), \quad (108a)$$

$$\Gamma_2 = \exp\left(i \left[\begin{array}{c|c|c} 0 & \overline{B}_4^\dagger & \\ \hline \overline{B}_4 & 0 & \\ \hline & & 0_8 \end{array} \right]\right), \quad (108b)$$

and

$$\Gamma_1 = \exp\left(i \left[\begin{array}{c|c|c} 0 & \overline{B}_2^\dagger & \\ \hline \overline{B}_2 & 0 & \\ \hline & & 0_{12} \end{array} \right]\right). \quad (108c)$$

\overline{B}_{2^λ} is defined for $\lambda \in Z_{1,3}$ by

$$\overline{B}_{2^\lambda} = B_{2^\lambda} \operatorname{sinc}\left(\frac{A_{2^\lambda}}{2}\right) e^{i\frac{A_{2^\lambda}}{2}}. \quad (109)$$

The above example generalizes as follows. For $\Lambda = 1, 2, 3, \dots$, and $\lambda \in Z_{1,\Lambda}$, we have⁶

$$e^{iA_{2^{\Lambda+1}}} = \Gamma_1 \Gamma_2 \dots \Gamma_\Lambda + \mathcal{O}(g^3), \quad (110)$$

$$\Gamma_\lambda = \exp\left(i \left[\begin{array}{cc|c} 0 & \overline{B}_{2^\lambda}^\dagger & \\ \overline{B}_{2^\lambda} & 0 & \\ \hline & & 0_{2^{\Lambda+1}-2^{\lambda+1}} \end{array} \right] \right), \quad (111)$$

and

$$\overline{B}_{2^\lambda} = B_{2^\lambda} \operatorname{sinc}\left(\frac{A_{2^\lambda}}{2}\right) e^{i\frac{A_{2^\lambda}}{2}}. \quad (112)$$

Since these Γ_λ are ready for an application of the CSD, we will henceforth refer to them as **CSD-ready evolutions (or factors)** of $\exp(iA_{2^{\Lambda+1}})$, and to Eq.(110) as a factorization of $\exp(iA_{2^{\Lambda+1}})$ into CSD-ready factors.

9.2 SVD of B_{2^λ}

Next we will calculate an SVD for each of the matrices B_{2^λ} that appear in Eq.(105). These SVD's will be useful to us in future sections.

We will use E_4 to denote the 4×4 matrix that exchanges (swaps) 2 qubits:

$$E_4 = \begin{array}{c|cccc} & 00 & 01 & 10 & 11 \\ \hline 00 & 1 & & & \\ \hline 01 & & & 1 & \\ \hline 10 & & 1 & & \\ \hline 11 & & & & 1 \end{array}. \quad (113)$$

Given $a_j, b_j \in \mathbb{R}$ for some index j , define

$$\rho_j = \sqrt{a_j^2 + b_j^2}, \quad U_j = \frac{1}{\rho_j} \begin{bmatrix} b_j & a_j \\ -a_j & b_j \end{bmatrix}. \quad (114)$$

The matrix B_2 that appears in Eq.(105) is of the form

$$B_2 = \begin{bmatrix} 0 & a \\ 0 & b \end{bmatrix}. \quad (115)$$

⁶ An important special case is when the d_λ (defined by Eq.(131)) are all equal to $\sqrt{2}g$. In this case, a slight redefinition of Γ^λ in Eq.(111) makes Eq.(110) good to order $\mathcal{O}(g^4)$ instead of $\mathcal{O}(g^3)$. See Appendix B.

These values of a and b define a matrix U and a scalar ρ via Eq.(114) (with the j subscript absent). The SVD of B_2 is one-sided and can be found in closed form. It's given by:

$$B_2 = F_2 \begin{bmatrix} 0 & 0 \\ 0 & \Delta_1 \end{bmatrix}, \quad (116)$$

where

$$F_2 = U, \quad (117a)$$

and

$$\Delta_1 = \rho. \quad (117b)$$

When expressed in operator rather than matrix notation, Eqs.(117) become

$$F_2(0) = U(0), \quad (118a)$$

and

$$\Delta_1 = \rho. \quad (118b)$$

The matrix B_4 that appears in Eq.(105) is of the form

$$B_4 = \left[\begin{array}{c|cc} & a_0 & 0 \\ & b_0 & 0 \\ \hline & 0 & a_1 \\ & 0 & b_1 \end{array} \right]. \quad (119)$$

For $j = 0, 1$, these values of a_j and b_j define a matrix U_j and a scalar ρ_j via Eq.(114). The SVD of B_4 is one-sided and can be found in closed form. It's given by:

$$B_4 = \begin{bmatrix} U_0 & \\ & U_1 \end{bmatrix} \left[\begin{array}{c|cc} & 0 & 0 \\ & \rho_0 & 0 \\ \hline & 0 & 0 \\ & 0 & \rho_1 \end{array} \right] \quad (120a)$$

$$= F_4 \begin{bmatrix} 0_2 & \\ & \Delta_2 \end{bmatrix}, \quad (120b)$$

where

$$F_4 = (U_0 \oplus U_1)E_4, \quad (121a)$$

and

$$\Delta_2 = \text{diag}(\rho_0, \rho_1). \quad (121b)$$

When expressed in operator rather than matrix notation, Eqs.(121) become

$$F_4(1, 0) = U_0^{\bar{n}(1)}(0)U_1^{n(1)}(0)E_4(1, 0) , \quad (122a)$$

and

$$\Delta_2(0) = \sum_{b \in Bool} \rho_b P_b(0) . \quad (122b)$$

The matrix B_8 that appears in Eq.(105) is of the form

$$B_8 = \left[\begin{array}{cc|cc|cc} & & a_{00} & 0 & 0 & 0 \\ & & b_{00} & 0 & 0 & 0 \\ \hline & & 0 & a_{01} & 0 & 0 \\ & & 0 & b_{01} & 0 & 0 \\ \hline & & 0 & 0 & a_{10} & 0 \\ & & 0 & 0 & b_{10} & 0 \\ \hline & & 0 & 0 & 0 & a_{11} \\ & & 0 & 0 & 0 & b_{11} \end{array} \right] . \quad (123)$$

For $j \in \{00, 01, 10, 11\}$, these values of a_j and b_j define a matrix U_j and a scalar ρ_j via Eq.(114). The SVD of B_8 is one-sided and can be found in closed form. It's given by:

$$B_8 = \left[\begin{array}{c} U_{00} \\ U_{01} \\ U_{10} \\ U_{11} \end{array} \right] \left[\begin{array}{cc|cc|cc} & & 0 & 0 & 0 & 0 \\ & & \rho_{00} & 0 & 0 & 0 \\ \hline & & 0 & 0 & 0 & 0 \\ & & 0 & \rho_{01} & 0 & 0 \\ \hline & & 0 & 0 & 0 & 0 \\ & & 0 & 0 & \rho_{10} & 0 \\ \hline & & 0 & 0 & 0 & 0 \\ & & 0 & 0 & 0 & \rho_{11} \end{array} \right] \quad (124a)$$

$$= F_8 \left[\begin{array}{c} 0_4 \\ \Delta_4 \end{array} \right] , \quad (124b)$$

where

$$F_8 = (U_{00} \oplus U_{01} \oplus U_{10} \oplus U_{11})(I \otimes E_4)(E_4 \otimes I) , \quad (125a)$$

and

$$\Delta_4 = \text{diag}(\rho_{00}, \rho_{01}, \rho_{10}, \rho_{11}) . \quad (125b)$$

When expressed in operator rather than matrix notation, Eqs.(125) become

$$F_8(2, 1, 0) = U_{00}(0)^{\bar{n}(2)\bar{n}(1)} U_{01}(0)^{\bar{n}(2)n(1)} U_{10}(0)^{n(2)\bar{n}(1)} U_{11}(0)^{n(2)n(1)} E_4(1, 0) E_4(2, 1) , \quad (126a)$$

and

$$\Delta_4(1, 0) = \sum_{\vec{b} \in \text{Bool}^2} \rho_{\vec{b}} P_{\vec{b}}(1, 0) . \quad (126b)$$

The above example generalizes as follows. For $\lambda = 1, 2, 3, \dots$,

$$F_{2^\lambda}(\lambda-1, \dots, 2, 1, 0) = \prod_{\vec{b} \in \text{Bool}^{\lambda-1}} \{U_{\vec{b}}^{P_{\vec{b}}(\lambda-1, \dots, 2, 1)}(0)\} E_4(0, 1) E_4(1, 2) \dots E_4(\lambda-2, \lambda-1) , \quad (127)$$

and

$$\Delta_{2^{\lambda-1}}(\lambda-2, \dots, 2, 1, 0) = \sum_{\vec{b} \in \text{Bool}^{\lambda-1}} \rho_{\vec{b}} P_{\vec{b}}(\lambda-2, \dots, 2, 1, 0) . \quad (128)$$

In this paper, we are interested mainly in the case of balanced binary NAND trees. For such trees, $\rho_{\vec{b}}$ and $U_{\vec{b}}$ are both independent of \vec{b} . In particular,

$$U_{\vec{b}} = \frac{1}{\sqrt{2}} \begin{bmatrix} 1 & 1 \\ -1 & 1 \end{bmatrix} = H\sigma_X = e^{i\frac{\pi}{4}\sigma_Y} \quad (129)$$

for all \vec{b} . Therefore, for balanced binary trees, Δ_{2^λ} is proportional to the identity matrix and

$$F_{2^\lambda}(\lambda-1, \dots, 2, 1, 0) = (H\sigma_X)(0) E_4(0, 1) E_4(1, 2) \dots E_4(\lambda-2, \lambda-1) , \quad (130)$$

for all $\lambda = 1, 2, 3, \dots$

10 Compiling Balanced Binary NAND Trees

In Section 9, we found an SVD for each matrix B_{2^λ} . Half of its singular values were zero and the other half were stored in a diagonal matrix called $\Delta_{2^{\lambda-1}}$. In this section, which contains several subsections, we will give an approximate compilation of $\exp(iH_{tr})$ for a special type of binary tree that includes balanced binary NAND trees. The special type of binary trees that we will consider in this section satisfies

$$\Delta_{2^\lambda} = d_\lambda I_{2^\lambda} , \quad (131)$$

for all possible λ , where $d_\lambda \in \mathbb{R}$. In other words, the Δ_{2^λ} of H_{tr} are all proportional to the identity matrix. Balance binary NAND trees satisfy Eq.(131) because their coupling constants $g_{p,q}$ are the same for all p, q .

10.1 Diagonalizing the Tree Levels

For $\lambda = 1, 2, 3, \dots$, define

$$\mathcal{B}_{2^\lambda} = \begin{bmatrix} 0_{2^{\lambda-1}} & \\ & \Delta_{2^{\lambda-1}} \end{bmatrix}. \quad (132)$$

A family of matrices $\{\mathcal{A}_{2^\lambda}\}_{\forall\lambda}$ can be defined in terms of the family of matrices $\{\mathcal{B}_{2^\lambda}\}_{\forall\lambda}$ as follows. Let $\mathcal{A}_2 = 0$, and

$$\mathcal{A}_{2^{\lambda+1}} = \begin{bmatrix} \mathcal{A}_{2^\lambda} & \mathcal{B}_{2^\lambda}^\dagger \\ \mathcal{B}_{2^\lambda} & 0 \end{bmatrix} \quad (133)$$

for $\lambda = 1, 2, 3, \dots$. The subscripts of \mathcal{A}_{2^λ} and \mathcal{B}_{2^λ} indicate the dimension of these matrices.

Next, we will explain how the matrices A_{2^λ} are related to their namesakes \mathcal{A}_{2^λ} . For illustrative purposes, consider A_{16} and \mathcal{A}_{16} first. We claim that if we define

$$\begin{aligned} \mathcal{F}_{16} &= \text{diag}(I_8, F_8) \text{diag}(I_4, F_4, I_4, F_4) \text{diag}(I_2, F_2, I_2, F_2, I_2, F_2, I_2, F_2) \\ &= (I_8 \oplus F_8)(I_4 \oplus F_4)^{\oplus 2} (I_2 \oplus F_2)^{\oplus 4}, \end{aligned} \quad (134)$$

then

$$A_{16} = \mathcal{F}_{16} \mathcal{A}_{16} \mathcal{F}_{16}^\dagger. \quad (135)$$

Note that \mathcal{F}_{16} given by Eq.(134) can be expressed in operator rather than matrix notation as follows:

$$\mathcal{F}_{16}(3, 2, 1, 0) = F_8(2, 1, 0)^{n(3)} F_4(1, 0)^{n(2)} F_2(0)^{n(1)} \quad (137)$$

The above example generalizes as follows. For $\lambda = 1, 2, 3 \dots$,

$$\mathcal{F}_{2^{\lambda+1}}(\lambda, \dots, 2, 1, 0) = F_{2^\lambda}(\lambda - 1, \dots, 2, 1, 0)^{n(\lambda)} \dots F_4(1, 0)^{n(2)} F_2(0)^{n(1)}, \quad (138)$$

and

$$A_{2^\lambda} = \mathcal{F}_{2^\lambda} \mathcal{A}_{2^\lambda} \mathcal{F}_{2^\lambda}^\dagger. \quad (139)$$

Thus, for $\Lambda = 1, 2, 3, \dots$,

$$\exp(iA_{2^{\Lambda+1}}) = \mathcal{F}_{2^{\Lambda+1}} \exp(i\mathcal{A}_{2^{\Lambda+1}}) \mathcal{F}_{2^{\Lambda+1}}^\dagger. \quad (140)$$

10.2 Separating into Strands

A consequence of diagonalizing the levels of the binary tree graph is that the tree graph is replaced by a collection of subgraphs shaped like strands. In this section, we will factor $\exp(i\mathcal{A}_{2^{\Lambda+1}})$ into separate contributions from each of these strands.

Let us consider an example first, before dealing with the general case. Suppose $\Lambda = 5$ and consider $\exp(i\mathcal{A}_{64})$. By studying carefully the definition Eq.(133) of \mathcal{A}_{64} , one can see that

$$\exp(i\mathcal{A}_{64}) = \prod_{s=0}^{15} \exp(i\mathcal{A}_{64}^{(s)}), \quad (141)$$

where the matrices $\mathcal{A}_{64}^{(s)}$ are defined in terms of matrices $\mathcal{A}_{2^\lambda}^{(s)}$ and $\mathcal{B}_{2^\lambda}^{(s)}$ as follows. The index s labels the 16 ‘‘strands’’ that contribute to $\exp(i\mathcal{A}_{64})$. Suppose $s \in Z_{0,15}$. Let

$$\mathcal{B}_{2^\lambda}^{(s)} = \begin{bmatrix} 0_{2^{\lambda-1}} & \\ & \Delta_{2^{\lambda-1}}^{(s)} \end{bmatrix} \quad (142)$$

for $\lambda \in Z_{1,5}$. Let $\mathcal{A}_2^{(s)} = 0$ and

$$\mathcal{A}_{2^{\lambda+1}}^{(s)} = \begin{bmatrix} \mathcal{A}_{2^\lambda}^{(s)} & \mathcal{B}_{2^\lambda}^{(s)\dagger} \\ \mathcal{B}_{2^\lambda}^{(s)} & 0 \end{bmatrix} \quad (143)$$

for $\lambda \in Z_{1,5}$.

For $s = 0$, one finds

$$\begin{aligned}
\mathcal{A}_{32}^{(0)} &= (d_1|1\rangle\langle 3| + d_2|3\rangle\langle 7| + d_3|7\rangle\langle 15| + d_4|15\rangle\langle 31|) + h.c. & \mathcal{B}_{32}^{(0)} &= d_5|31\rangle\langle 31| \\
\mathcal{A}_{16}^{(0)} &= (d_1|1\rangle\langle 3| + d_2|3\rangle\langle 7| + d_3|7\rangle\langle 15|) + h.c. & \mathcal{B}_{16}^{(0)} &= d_4|15\rangle\langle 15| \\
\mathcal{A}_8^{(0)} &= (d_1|1\rangle\langle 3| + d_2|3\rangle\langle 7|) + h.c. & \mathcal{B}_8^{(0)} &= d_3|7\rangle\langle 7| \\
\mathcal{A}_4^{(0)} &= d_1|1\rangle\langle 3| + h.c. & \mathcal{B}_4^{(0)} &= d_2|3\rangle\langle 3| \\
\mathcal{A}_2^{(0)} &= 0 & \mathcal{B}_2^{(0)} &= d_1|1\rangle\langle 1|
\end{aligned} \tag{144}$$

For $s = 1$, one finds

$$\begin{aligned}
\mathcal{A}_{32}^{(1)} &= (d_2|2\rangle\langle 6| + d_3|6\rangle\langle 14| + d_4|14\rangle\langle 30|) + h.c. & \mathcal{B}_{32}^{(1)} &= d_5|30\rangle\langle 30| \\
\mathcal{A}_{16}^{(1)} &= (d_2|2\rangle\langle 6| + d_3|6\rangle\langle 14|) + h.c. & \mathcal{B}_{16}^{(1)} &= d_4|14\rangle\langle 14| \\
\mathcal{A}_8^{(1)} &= (d_2|2\rangle\langle 6|) + h.c. & \mathcal{B}_8^{(1)} &= d_3|6\rangle\langle 6| \\
\mathcal{A}_4^{(1)} &= 0 & \mathcal{B}_4^{(1)} &= d_2|2\rangle\langle 2| \\
\mathcal{A}_2^{(1)} &= 0 & \mathcal{B}_2^{(1)} &= 0
\end{aligned} \tag{145}$$

For $k \in Z_{0,1}$ (and $s = 2 + k \in Z_{2,3}$), one finds

$$\begin{aligned}
\mathcal{A}_{32}^{(2+k)} &= (d_3|5-k\rangle\langle 13-k| + d_4|13-k\rangle\langle 29-k|) + h.c. & \mathcal{B}_{32}^{(2+k)} &= d_5|29-k\rangle\langle 29-k| \\
\mathcal{A}_{16}^{(2+k)} &= (d_3|5-k\rangle\langle 13-k|) + h.c. & \mathcal{B}_{16}^{(2+k)} &= d_4|13-k\rangle\langle 13-k| \\
\mathcal{A}_8^{(2+k)} &= 0 & \mathcal{B}_8^{(2+k)} &= d_3|5-k\rangle\langle 5-k| \\
\mathcal{A}_4^{(2+k)} &= \mathcal{A}_2^{(2+k)} = 0 & \mathcal{B}_4^{(2+k)} &= \mathcal{B}_2^{(2+k)} = 0
\end{aligned} \tag{146}$$

For $k \in Z_{0,3}$ (and $s = 4 + k \in Z_{4,7}$), one finds

$$\begin{aligned}
\mathcal{A}_{32}^{(4+k)} &= d_4|11-k\rangle\langle 27-k| + h.c. & \mathcal{B}_{32}^{(4+k)} &= d_5|27-k\rangle\langle 27-k| \\
\mathcal{A}_{16}^{(4+k)} &= 0 & \mathcal{B}_{16}^{(4+k)} &= d_4|11-k\rangle\langle 11-k| \\
\mathcal{A}_8^{(4+k)} &= \mathcal{A}_4^{(4+k)} = \mathcal{A}_2^{(4+k)} = 0 & \mathcal{B}_8^{(4+k)} &= \mathcal{B}_4^{(4+k)} = \mathcal{B}_2^{(4+k)} = 0
\end{aligned} \tag{147}$$

For $k \in Z_{0,7}$ (and $s = 8 + k \in Z_{8,15}$), one finds

$$\begin{aligned}
\mathcal{A}_{32}^{(8+k)} &= 0 & \mathcal{B}_{32}^{(8+k)} &= d_5|23-k\rangle\langle 23-k| \\
\mathcal{A}_{16}^{(8+k)} &= \mathcal{A}_8^{(8+k)} = \mathcal{A}_4^{(8+k)} = \mathcal{A}_2^{(8+k)} = 0 & \mathcal{B}_{16}^{(8+k)} &= \mathcal{B}_8^{(8+k)} = \mathcal{B}_4^{(8+k)} = \mathcal{B}_2^{(8+k)} = 0
\end{aligned} \tag{148}$$

The above example generalizes as follows. For $\Lambda = 1, 2, 3, \dots$,

$$\exp(i\mathcal{A}_{2^{\Lambda+1}}) = \prod_{s=0}^{2^{\Lambda-1}-1} \exp(i\mathcal{A}_{2^{\Lambda+1}}^{(s)}), \tag{149}$$

where $\mathcal{A}_{2^{\lambda+1}}^{(s)}$ is defined in terms of matrices $\mathcal{A}_{2^\lambda}^{(s)}$ and $\mathcal{B}_{2^\lambda}^{(s)}$ as follows. Suppose $s \in Z_{0,2^{\lambda-1}-1}$. Let

$$\mathcal{B}_{2^\lambda}^{(s)} = \begin{bmatrix} 0_{2^{\lambda-1}} & \\ & \Delta_{2^{\lambda-1}}^{(s)} \end{bmatrix} \quad (150)$$

for $\lambda \in Z_{1,\Lambda}$. Let $\mathcal{A}_2^{(s)} = 0$ and

$$\mathcal{A}_{2^{\lambda+1}}^{(s)} = \begin{bmatrix} \mathcal{A}_{2^\lambda}^{(s)} & \mathcal{B}_{2^\lambda}^{(s)\dagger} \\ \mathcal{B}_{2^\lambda}^{(s)} & 0 \end{bmatrix} \quad (151)$$

for $\lambda \in Z_{1,\Lambda}$.

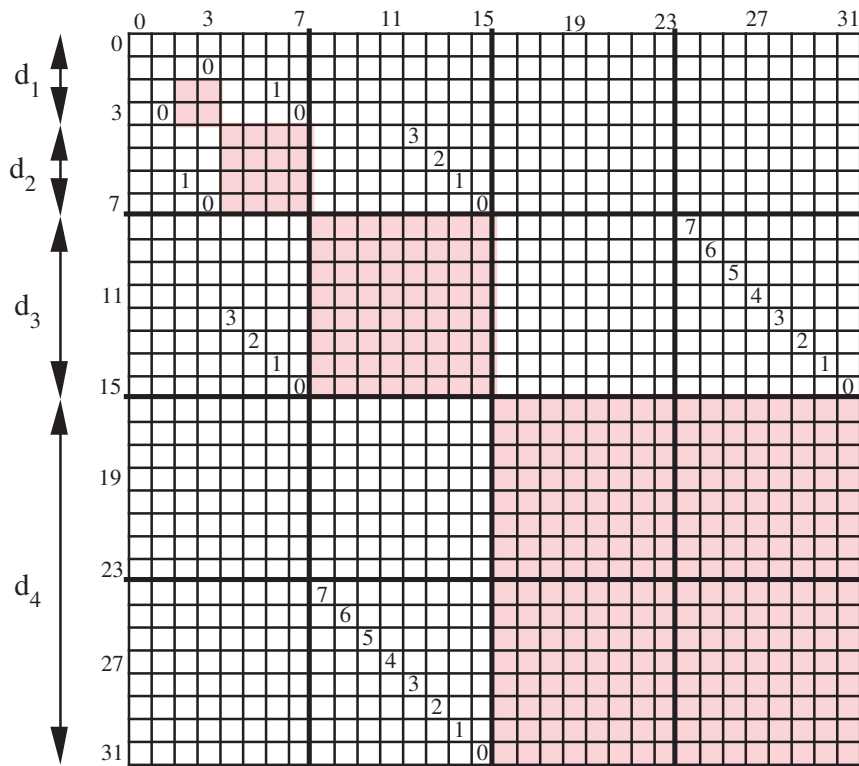


Figure 7: Illustration of strands as entries of matrix \mathcal{A}_{32} . An empty cell represents a zero matrix entry. The number inside a non-empty cell is the number of the strand that owns that cell.

Figures 8, 9 and 7 are three alternative ways of visualizing strands.

It is convenient to define infinitely many strands, and to define each strand as an infinite sequence of integers. The integers in a strand label some nodes of an infinite binary tree. When we consider a finite tree, the strands are truncated to a finite length.

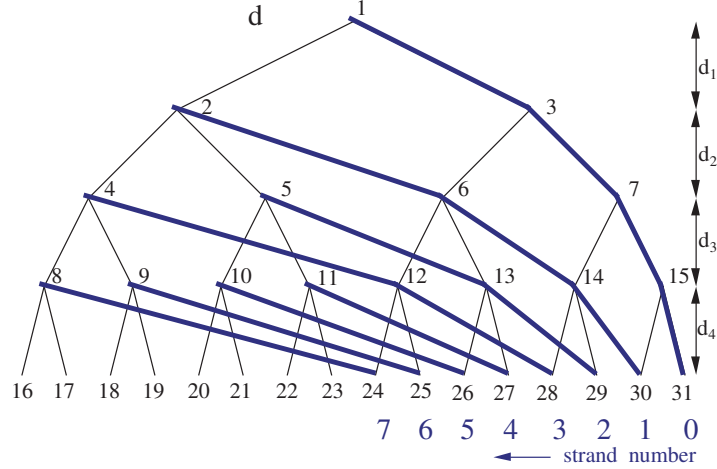


Figure 8: A binary tree with 32 nodes, including a dud node d . Heavy blue lines mark the node strands of the tree.

For $s = 0, 1, 2, \dots$, let

$$\lambda_{min}(s) = \lceil \log_2(s + 1) \rceil + 1. \quad (152)$$

Thus,

s	$\lambda_{min}(s)$
0	1
1	2
2, 3	3
4 – 7	4
8 – 15	5

(153)

By the **strand** s , we mean the infinite sequence

$$2^{\lambda_{min}(s)} - s - 1, \quad 2^{\lambda_{min}(s)+1} - s - 1, \quad 2^{\lambda_{min}(s)+2} - s - 1, \quad \dots \quad (154)$$

Note from our $\Lambda = 5$ example that, in the definition of $\mathcal{A}_{2^\lambda}^{(s)}$, strand s is truncated when it reaches the term:

$$\nu_f(s, \lambda) = 2^\lambda - s - 1. \quad (155)$$

Thus, for $\lambda \in Z_{1, \Lambda}$ and $s \in Z_{0, 2^{\Lambda-1}-1}$,

$$\mathcal{A}_{2^\lambda}^{(s)} = \sum_{\lambda'=\lambda_{min}(s)}^{\lambda-1} d_{\lambda'} |2^{\lambda'} - s - 1\rangle \langle 2^{\lambda'+1} - s - 1|, \quad (156)$$

and

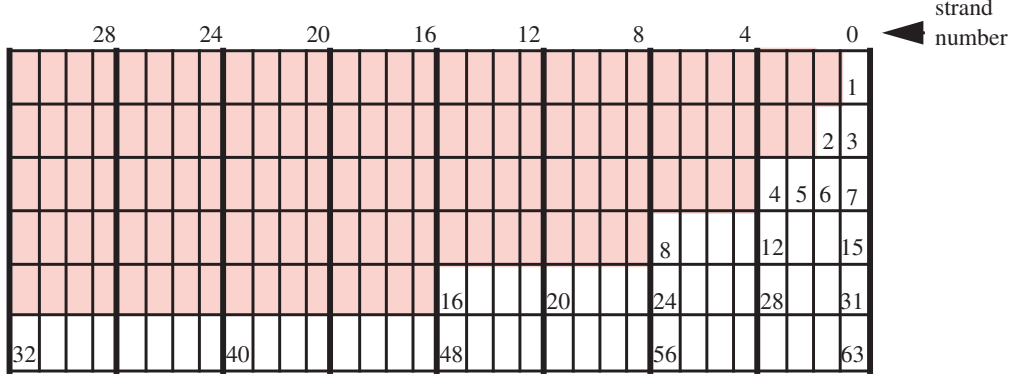


Figure 9: Each column of this “log2 staircase” gives a different strand of the binary tree in Fig.8. Strand numbers are given at the top edge.

$$\mathcal{B}_{2^\lambda}^{(s)} = d_\lambda |2^\lambda - s - 1\rangle \langle 2^\lambda - s - 1|. \quad (157)$$

Note that $2^{\Lambda-1}$ strands ($2^{\Lambda-1}$ = a quarter of the number of nodes and half the number of leaves of the tree) are active (come into play) in the definition of $\mathcal{A}_{2^{\Lambda+1}}$. For example, 16 strands are active in the definition of \mathcal{A}_{64} , and \mathcal{A}_{64} is associated with a tree with 64 nodes and 32 leaves.

10.3 Factoring into CSD-ready Evolutions

In this section, we will factor $e^{i\mathcal{A}_{2^{\Lambda+1}}^{(s)}}$ for each s into CSD-ready evolutions.

Let us consider an example first, before dealing with the general case. Suppose $\Lambda = 5$ and consider $\exp(i\mathcal{A}_{64}^{(s)})$. By applying Eq.(71) repeatedly, we can factor $e^{i\mathcal{A}_{64}^{(s)}}$ into CSD-ready evolutions, as follows:

$$e^{i\mathcal{A}_{64}^{(s)}} = \prod_{\lambda=1,2,\dots,5} \Gamma_\lambda^{(s)} + \mathcal{O}(g^3), \quad (158)$$

where

$$\Gamma_5^{(s)} = \exp\left(i \begin{bmatrix} 0 & \overline{\mathcal{B}}_{32}^{\dagger(s)} \\ \overline{\mathcal{B}}_{32}^{(s)} & 0 \end{bmatrix}\right), \quad (159a)$$

$$\Gamma_4^{(s)} = \exp\left(i \left[\begin{array}{cc|c} 0 & \overline{\mathcal{B}}_{16}^{\dagger(s)} & \\ \overline{\mathcal{B}}_{16}^{(s)} & 0 & \\ \hline & & 0_{32} \end{array} \right] \right) = \exp(iP_0 \otimes \begin{bmatrix} 0 & \overline{\mathcal{B}}_{16}^{\dagger(s)} \\ \overline{\mathcal{B}}_{16}^{(s)} & 0 \end{bmatrix}), \quad (159b)$$

$$\Gamma_3^{(s)} = \exp\left(i \left[\begin{array}{cc|c} 0 & \overline{\mathcal{B}}_8^{\dagger(s)} & \\ \overline{\mathcal{B}}_8^{(s)} & 0 & \\ \hline & & 0_{48} \end{array} \right] \right) = \exp(iP_0^{\otimes 2} \otimes \left[\begin{array}{cc} 0 & \overline{\mathcal{B}}_8^{\dagger(s)} \\ \overline{\mathcal{B}}_8^{(s)} & 0 \end{array} \right]), \quad (159c)$$

$$\Gamma_2^{(s)} = \exp\left(i \left[\begin{array}{cc|c} 0 & \overline{\mathcal{B}}_4^{\dagger(s)} & \\ \overline{\mathcal{B}}_4^{(s)} & 0 & \\ \hline & & 0_{56} \end{array} \right] \right) = \exp(iP_0^{\otimes 3} \otimes \left[\begin{array}{cc} 0 & \overline{\mathcal{B}}_4^{\dagger(s)} \\ \overline{\mathcal{B}}_4^{(s)} & 0 \end{array} \right]), \quad (159d)$$

and

$$\Gamma_1^{(s)} = \exp\left(i \left[\begin{array}{cc|c} 0 & \overline{\mathcal{B}}_2^{\dagger(s)} & \\ \overline{\mathcal{B}}_2^{(s)} & 0 & \\ \hline & & 0_{60} \end{array} \right] \right) = \exp(iP_0^{\otimes 4} \otimes \left[\begin{array}{cc} 0 & \overline{\mathcal{B}}_2^{\dagger(s)} \\ \overline{\mathcal{B}}_2^{(s)} & 0 \end{array} \right]). \quad (159e)$$

$\overline{\mathcal{B}}_{2\lambda}^{(s)}$ is defined by

$$\overline{\mathcal{B}}_{2\lambda}^{(s)} = \mathcal{B}_{2\lambda}^{(s)} \operatorname{sinc}\left(\frac{\mathcal{A}_{2\lambda}^{(s)}}{2}\right) e^{i\frac{\mathcal{A}_{2\lambda}^{(s)}}{2}} \quad (160)$$

for $\lambda \in Z_{1,5}$.

The above example generalizes as follows. For $\Lambda = 1, 2, 3, \dots$, $s \in Z_{0,2^{\Lambda-1}-1}$ and $\lambda \in Z_{1,\Lambda}$, we have

$$e^{i\mathcal{A}_{2^{\Lambda+1}}^{(s)}} = \prod_{\lambda=1,2,\dots,\Lambda} \Gamma_{\lambda}^{(s)} + \mathcal{O}(g^3), \quad (161)$$

$$\Gamma_{\lambda}^{(s)} = \exp\left(iP_0^{\otimes \Lambda-\lambda} \otimes \left[\begin{array}{cc} 0 & \overline{\mathcal{B}}_{2\lambda}^{(s)\dagger} \\ \overline{\mathcal{B}}_{2\lambda}^{(s)} & 0 \end{array} \right] \right), \quad (162)$$

and

$$\overline{\mathcal{B}}_{2\lambda}^{(s)} = \mathcal{B}_{2\lambda}^{(s)} \operatorname{sinc}\left(\frac{\mathcal{A}_{2\lambda}^{(s)}}{2}\right) e^{i\frac{\mathcal{A}_{2\lambda}^{(s)}}{2}}. \quad (163)$$

10.4 Expressing the $\overline{\mathcal{B}}_{2\lambda}^{(s)}$'s in Bra-Ket Notation

The CSD-ready matrices $\Gamma_{\lambda}^{(s)}$ depend on matrices $\overline{\mathcal{B}}_{2\lambda}^{(s)}$. In this section, we will express the $\overline{\mathcal{B}}_{2\lambda}^{(s)}$ in bra-ket notation.

Let us consider an example first, before dealing with the general case. Suppose $\Lambda = 5$ and consider the matrices $\overline{\mathcal{B}}_{2\lambda}^{(s)}$ that enter into the calculation of $\exp(i\mathcal{A}_{64}^{(s)})$. To

calculate $\overline{\mathcal{B}}_{32}^{(0)}$ as defined by Eq.(160), we need to calculate $\text{sinc}(\frac{\mathcal{A}_{32}^{(0)}}{2})e^{i\frac{\mathcal{A}_{32}^{(0)}}{2}}$. We can calculate $\text{sinc}(\frac{\mathcal{A}_{32}^{(0)}}{2})e^{i\frac{\mathcal{A}_{32}^{(0)}}{2}}$ using its Taylor expansion at $x = 0$, provided that we can calculate all powers of the matrix $\mathcal{A}_{32}^{(0)}$ with reasonable efficiency. This can indeed be done because $\mathcal{A}_{32}^{(0)}$ is a sparse matrix (it's effectively a 5×5 "tridiagonal band matrix"). Indeed, only rows and columns corresponding to nodes 1,3,7,15 and 31 are nonzero in $\mathcal{A}_{32}^{(0)}$. It can be represented by:

$$\mathcal{A}_{32}^{(0)} = \begin{array}{c|ccccc} & 1 & 3 & 7 & 15 & 31 \\ \hline 1 & & d_1 & & & \\ \hline 3 & d_1 & & d_2 & & \\ \hline 7 & & d_2 & & d_3 & \\ \hline 15 & & & d_3 & & d_4 \\ \hline 31 & & & & d_4 & \\ \hline \end{array}. \quad (164)$$

Hence,

$$(\mathcal{A}_{32}^{(0)})^2 = \begin{array}{c|ccccc} & 1 & 3 & 7 & 15 & 31 \\ \hline 1 & d_1^2 & 0 & d_1d_2 & & \\ \hline 3 & & d_1^2 + d_2^2 & & d_2d_3 & \\ \hline 7 & d_1d_2 & & d_2^2 + d_3^2 & & d_3d_4 \\ \hline 15 & & d_2d_3 & & d_3^2 + d_4^2 & \\ \hline 31 & & & d_3d_4 & & d_4^2 \\ \hline \end{array}. \quad (165)$$

Other powers of $\mathcal{A}_{32}^{(0)}$ can be calculated just as easily. The pattern of entries that are zero in $(\mathcal{A}_{32}^{(0)})^n$ (for some integer $n \geq 1$) can be easily understood by appealing to Dirac bra-ket notation. In that notation, it is clear that if a row number of $(\mathcal{A}_{32}^{(0)})^n$ is the starting point of a staggering drunk, then the column numbers of the non-vanishing entries of that row are the possible final positions of the drunk. This, assuming that the drunk takes exactly n steps, either backwards or forwards, on the 5 state runway 1, 3, 7, 15, 31. These rules imply that, at all times, the drunk will be (n minus an even number) steps away from his starting point.

Note that to calculate $\overline{\mathcal{B}}_{32}^{(0)}$, we don't even need to calculate all the entries of $(\mathcal{A}_{32}^{(0)})^n$. In $\overline{\mathcal{B}}_{32}^{(0)}$, $(\mathcal{A}_{32}^{(0)})^n$ appears pre-multiplied by $\mathcal{B}_{32}^{(0)} = d_5|31\rangle\langle 31|$. This means that we only need to calculate the last row of $(\mathcal{A}_{32}^{(0)})^n$. For example,

$$\mathcal{B}_{32}^{(0)}(\mathcal{A}_{32}^{(0)})^2 = d_5|31\rangle\langle 31|\{ |31\rangle d_4\langle 15|15\rangle d_3\langle 7| + |31\rangle d_4\langle 15|15\rangle d_4\langle 31| \}. \quad (166)$$

Thus, the drunk starts at 31. After 2 steps, he must be either: back at 31, or two steps away, at 7.

The strand illustrations Figs.8, 9, and 7 can be used, in conjunction with our analogy to a drunken walker, to predict the general form of all $\overline{\mathcal{B}}_{2\lambda}^{(s)}$ that contribute

to $\exp(i\mathcal{A}_{64}^{(s)})$. One concludes that there must exist⁷ some real numbers b_j^k such that the following is true. For $s = 0$,

$$\begin{aligned}
\overline{\mathcal{B}}_{32}^{(0)} &= |31\rangle(b_{31}^{32}\langle 31| + ib_{15}^{32}\langle 15| + b_7^{32}\langle 7| + ib_3^{32}\langle 3| + b_1^{32}\langle 1|) \\
\overline{\mathcal{B}}_{16}^{(0)} &= |15\rangle(b_{15}^{16}\langle 15| + ib_7^{16}\langle 7| + b_3^{16}\langle 3| + ib_1^{16}\langle 1|) \\
\overline{\mathcal{B}}_8^{(0)} &= |7\rangle(b_7^8\langle 7| + ib_3^8\langle 3| + b_1^8\langle 1|) \\
\overline{\mathcal{B}}_4^{(0)} &= |3\rangle(b_3^4\langle 3| + ib_1^4\langle 1|) \\
\overline{\mathcal{B}}_2^{(0)} &= |1\rangle(b_1^2\langle 1|)
\end{aligned} \tag{167}$$

For $s = 1$,

$$\begin{aligned}
\overline{\mathcal{B}}_{32}^{(1)} &= |30\rangle(b_{30}^{32}\langle 30| + ib_{14}^{32}\langle 14| + b_6^{32}\langle 6| + ib_2^{32}\langle 2|) \\
\overline{\mathcal{B}}_{16}^{(1)} &= |14\rangle(b_{14}^{16}\langle 14| + ib_6^{16}\langle 6| + b_2^{16}\langle 2|) \\
\overline{\mathcal{B}}_8^{(1)} &= |6\rangle(b_6^8\langle 6| + ib_2^8\langle 2|) \\
\overline{\mathcal{B}}_4^{(1)} &= |2\rangle(b_2^4\langle 2|) \\
\overline{\mathcal{B}}_2^{(1)} &= 0
\end{aligned} \tag{168}$$

For $k \in Z_{0,1}$ (and $s = 2 + k \in Z_{2,3}$),

$$\begin{aligned}
\overline{\mathcal{B}}_{32}^{(2+k)} &= |29 - k\rangle(b_{29-k}^{32}\langle 29 - k| + ib_{13-k}^{32}\langle 13 - k| + b_{5-k}^{32}\langle 5 - k|) \\
\overline{\mathcal{B}}_{16}^{(2+k)} &= |13 - k\rangle(b_{13-k}^{16}\langle 13 - k| + ib_{5-k}^{16}\langle 5 - k|) \\
\overline{\mathcal{B}}_8^{(2+k)} &= |5 - k\rangle(b_{5-k}^8\langle 5 - k|) \\
\overline{\mathcal{B}}_4^{(2+k)} &= \overline{\mathcal{B}}_2^{(2+k)} = 0
\end{aligned} \tag{169}$$

For $k \in Z_{0,3}$ (and $s = 4 + k \in Z_{4,7}$),

$$\begin{aligned}
\overline{\mathcal{B}}_{32}^{(4+k)} &= |27 - k\rangle(b_{27-k}^{32}\langle 27 - k| + b_{11-k}^{32}\langle 11 - k|) \\
\overline{\mathcal{B}}_{16}^{(4+k)} &= |11 - k\rangle(b_{11-k}^{16}\langle 11 - k|) \\
\overline{\mathcal{B}}_8^{(4+k)} &= \overline{\mathcal{B}}_4^{(4+k)} = \overline{\mathcal{B}}_2^{(4+k)} = 0
\end{aligned} \tag{170}$$

For $k \in Z_{0,7}$ (and $s = 8 + k \in Z_{8,15}$),

$$\begin{aligned}
\overline{\mathcal{B}}_{32}^{(8+k)} &= |23 - k\rangle(b_{23-k}^{32}\langle 23 - k|) \\
\overline{\mathcal{B}}_{16}^{(8+k)} &= \overline{\mathcal{B}}_8^{(8+k)} = \overline{\mathcal{B}}_4^{(8+k)} = \overline{\mathcal{B}}_2^{(8+k)} = 0
\end{aligned} \tag{171}$$

The above example generalizes as follows. For $\Lambda = 1, 2, 3, \dots$, $s \in Z_{0,2^\Lambda-1-1}$ and $\lambda \in Z_{1,\Lambda}$, we have

⁷ An important special case is when the d_λ (defined by Eq.(131)) are all equal to $\sqrt{2}g$. Appendix B gives an explicit expression for the b_j^k in this case.

$$\overline{\mathcal{B}}_{2^\lambda}^{(s)} = |2^\lambda - s - 1\rangle \sum_{\lambda' \in Z_{\lambda_{\min}(s), \lambda}} i^{\theta(|\lambda - \lambda'| \text{ is odd})} b_{2^{\lambda'} - s - 1}^{2^\lambda} \langle 2^{\lambda'} - s - 1|. \quad (172)$$

Note that $\overline{\mathcal{B}}_{2^\lambda}^{(s)} = 0$ if $\lambda < \lambda_{\min}(s)$.

10.5 Finding SVD of $\overline{\mathcal{B}}_{2^\lambda}^{(s)}$'s

In this section, we find an SVD for each $\overline{\mathcal{B}}_{2^\lambda}^{(s)}$. Luckily, such SVD's are one sided, and can be found in closed form.

As an example, assume $\Lambda = 5$, and consider all $\overline{\mathcal{B}}_{2^\lambda}^{(s)}$ that enter into the calculation of $\exp(i\mathcal{A}_{64})$.

Lemma 4 *The following SVD holds for some $\rho_{31}^{32}, \theta_{31}^{32}, \theta_{15}^{32}, \theta_7^{32}, \theta_3^{32} \in \mathbb{R}$:*

$$\overline{\mathcal{B}}_{32}^{(0)} = \rho_{31}^{32} |31\rangle \langle 31| e^{i\theta_{31}^{32} \sigma_X(4)} e^{i\overline{n}(4)\theta_{15}^{32} \sigma_X(3)} e^{i\overline{n}(4)\overline{n}(3)\theta_7^{32} \sigma_X(2)} e^{i\overline{n}(4)\overline{n}(3)\overline{n}(2)\theta_3^{32} \sigma_X(1)}. \quad (173)$$

proof:

In this proof, the symbols b, ρ, θ should all have a superscript of 32. We will omit this superscript to simplify the notation.

In the previous section, we showed that

$$\overline{\mathcal{B}}_{32}^{(0)} = |31\rangle (b_{31} \langle 31| + ib_{15} \langle 15| + b_7 \langle 7| + ib_3 \langle 3| + b_1 \langle 1|). \quad (174)$$

Note that

$$31 = (11111), \quad 15 = (01111), \quad 7 = (00111), \quad 3 = (00011), \quad 1 = (00001). \quad (175)$$

If we define ρ_3 and θ_3 by

$$\rho_3 = \sqrt{b_3^2 + b_1^2}, \quad \cos \theta_3 = \frac{b_3}{\rho_3}, \quad \sin \theta_3 = \frac{-b_1}{\rho_3}, \quad (176)$$

then

$$(ib_3, b_1) = (i\rho_3, 0) \begin{bmatrix} b_3 & -ib_1 \\ -ib_1 & b_3 \end{bmatrix} \frac{1}{\rho_3} = (i\rho_3, 0) e^{i\theta_3 \sigma_X}. \quad (177)$$

Thus,

$$\begin{pmatrix} b_{31} \langle 31| + ib_{15} \langle 15| + b_7 \langle 7| + \\ + ib_3 \langle 3| + b_1 \langle 1| \end{pmatrix} = \begin{pmatrix} b_{31} \langle 31| + ib_{15} \langle 15| + b_7 \langle 7| + \\ + i\rho_3 \langle 3| \end{pmatrix} e^{i\overline{n}(4)\overline{n}(3)\overline{n}(2)\theta_3 \sigma_X(1)}. \quad (178)$$

If we define ρ_7 and θ_7 by

$$\rho_7 = \sqrt{b_7^2 + \rho_3^2}, \quad \cos \theta_7 = \frac{b_7}{\rho_7}, \quad \sin \theta_7 = \frac{\rho_3}{\rho_7}, \quad (179)$$

then

$$(b_7, i\rho_3) = (\rho_7, 0) \begin{bmatrix} b_7 & i\rho_3 \\ i\rho_3 & b_7 \end{bmatrix} \frac{1}{\rho_7} = (\rho_7, 0) e^{i\theta_7 \sigma_X}. \quad (180)$$

Thus,

$$\begin{pmatrix} b_{31}\langle 31| + ib_{15}\langle 15| + \\ + b_7\langle 7| + i\rho_3\langle 3| \end{pmatrix} = \begin{pmatrix} b_{31}\langle 31| + ib_{15}\langle 15| + \\ + \rho_7\langle 7| \end{pmatrix} e^{i\bar{n}(4)\bar{n}(3)\theta_7\sigma_X(2)}. \quad (181)$$

If we define ρ_{15} and θ_{15} by

$$\rho_{15} = \sqrt{b_{15}^2 + \rho_7^2}, \quad \cos \theta_{15} = \frac{b_{15}}{\rho_{15}}, \quad \sin \theta_{15} = \frac{-\rho_7}{\rho_{15}}, \quad (182)$$

then

$$(ib_{15}, \rho_7) = (i\rho_{15}, 0) \begin{bmatrix} b_{15} & -i\rho_7 \\ -i\rho_7 & b_{15} \end{bmatrix} \frac{1}{\rho_{15}} = (i\rho_{15}, 0) e^{i\theta_{15}\sigma_X}. \quad (183)$$

Thus,

$$\begin{pmatrix} b_{31}\langle 31| + \\ + ib_{15}\langle 15| + \rho_7\langle 7| \end{pmatrix} = \begin{pmatrix} b_{31}\langle 31| + \\ + i\rho_{15}\langle 15| \end{pmatrix} e^{i\bar{n}(4)\theta_{15}\sigma_X(3)}. \quad (184)$$

If we define ρ_{31} and θ_{31} by

$$\rho_{31} = \sqrt{b_{31}^2 + \rho_{15}^2}, \quad \cos \theta_{31} = \frac{b_{31}}{\rho_{31}}, \quad \sin \theta_{31} = \frac{\rho_{15}}{\rho_{31}}, \quad (185)$$

then

$$(b_{31}, i\rho_{15}) = (\rho_{31}, 0) \begin{bmatrix} b_{31} & i\rho_{15} \\ i\rho_{15} & b_{31} \end{bmatrix} \frac{1}{\rho_{31}} = (\rho_{31}, 0) e^{i\theta_{31}\sigma_X}. \quad (186)$$

Thus,

$$(b_{31}\langle 31| + i\rho_{15}\langle 15|) = \rho_{31}\langle 31| e^{i\theta_{31}\sigma_X(4)}. \quad (187)$$

QED

The techniques used in the proof of the above claim can also be used to find an SVD of $\bar{\mathcal{B}}_{2\lambda}^{(s)}$ for all $s \in Z_{0,15}$ and $\lambda \in Z_{1,5}$ (These are all the $\bar{\mathcal{B}}_{2\lambda}^{(s)}$ that enter into the calculation of $\exp(i\mathcal{A}_{64})$). One finds the following.

For $s = 0$,

$$\begin{aligned}
\overline{\mathcal{B}}_{32}^{(0)} &= \rho_{31}^{32} |31\rangle \langle 31| e^{i\theta_{31}^{32} \sigma_X(4)} e^{i\overline{n}(4)\theta_{15}^{32} \sigma_X(3)} e^{i\overline{n}(4)\overline{n}(3)\theta_7^{32} \sigma_X(2)} e^{i\overline{n}(4)\overline{n}(3)\overline{n}(2)\theta_3^{32} \sigma_X(1)} \\
\overline{\mathcal{B}}_{16}^{(0)} &= \rho_{15}^{16} |15\rangle \langle 15| e^{i\theta_{15}^{16} \sigma_X(3)} e^{i\overline{n}(3)\theta_7^{16} \sigma_X(2)} e^{i\overline{n}(3)\overline{n}(2)\theta_3^{16} \sigma_X(1)} \\
\overline{\mathcal{B}}_8^{(0)} &= \rho_7^8 |7\rangle \langle 7| e^{i\theta_7^8 \sigma_X(2)} e^{i\overline{n}(2)\theta_3^8 \sigma_X(1)} \\
\overline{\mathcal{B}}_4^{(0)} &= \rho_3^4 |3\rangle \langle 3| e^{i\theta_3^4 \sigma_X(1)} \\
\overline{\mathcal{B}}_2^{(0)} &= \rho_1^2 |1\rangle \langle 1|
\end{aligned} \tag{188}$$

For $s = 1$,

$$\begin{aligned}
\overline{\mathcal{B}}_{32}^{(1)} &= \rho_{30}^{32} |30\rangle \langle 30| e^{i\theta_{30}^{32} \sigma_X(4)} e^{i\overline{n}(4)\theta_{14}^{32} \sigma_X(3)} e^{i\overline{n}(4)\overline{n}(3)\theta_6^{32} \sigma_X(2)} \\
\overline{\mathcal{B}}_{16}^{(1)} &= \rho_{14}^{16} |14\rangle \langle 14| e^{i\theta_{14}^{16} \sigma_X(3)} e^{i\overline{n}(3)\theta_6^{16} \sigma_X(2)} \\
\overline{\mathcal{B}}_8^{(1)} &= \rho_6^8 |6\rangle \langle 6| e^{i\theta_6^8 \sigma_X(2)} \\
\overline{\mathcal{B}}_4^{(1)} &= \rho_2^4 |2\rangle \langle 2| \\
\overline{\mathcal{B}}_2^{(1)} &= 0
\end{aligned} \tag{189}$$

For $k \in Z_{0,1}$ (and $s = 2 + k \in Z_{2,3}$),

$$\begin{aligned}
\overline{\mathcal{B}}_{32}^{(2+k)} &= \rho_{29-k}^{32} |29-k\rangle \langle 29-k| e^{i\theta_{29-k}^{32} \sigma_X(4)} e^{i\overline{n}(4)\theta_{13-k}^{32} \sigma_X(3)} \\
\overline{\mathcal{B}}_{16}^{(2+k)} &= \rho_{13-k}^{16} |13-k\rangle \langle 13-k| e^{i\theta_{13-k}^{16} \sigma_X(3)} \\
\overline{\mathcal{B}}_8^{(2+k)} &= \rho_{5-k}^8 |5-k\rangle \langle 5-k| \\
\overline{\mathcal{B}}_4^{(2+k)} &= \overline{\mathcal{B}}_2^{(2+k)} = 0
\end{aligned} \tag{190}$$

For $k \in Z_{0,3}$ (and $s = 4 + k \in Z_{4,7}$),

$$\begin{aligned}
\overline{\mathcal{B}}_{32}^{(4+k)} &= \rho_{27-k}^{32} |27-k\rangle \langle 27-k| e^{i\theta_{27-k}^{32} \sigma_X(4)} \\
\overline{\mathcal{B}}_{16}^{(4+k)} &= \rho_{11-k}^{16} |11-k\rangle \langle 11-k| \\
\overline{\mathcal{B}}_8^{(4+k)} &= \overline{\mathcal{B}}_4^{(4+k)} = \overline{\mathcal{B}}_2^{(4+k)} = 0
\end{aligned} \tag{191}$$

For $k \in Z_{0,7}$ (and $s = 8 + k \in Z_{8,15}$),

$$\begin{aligned}
\overline{\mathcal{B}}_{32}^{(8+k)} &= \rho_{23-k}^{32} |23-k\rangle \langle 23-k| \\
\overline{\mathcal{B}}_{16}^{(8+k)} &= \overline{\mathcal{B}}_8^{(8+k)} = \overline{\mathcal{B}}_4^{(8+k)} = \overline{\mathcal{B}}_2^{(8+k)} = 0
\end{aligned} \tag{192}$$

10.6 Expressing the $\Gamma_\lambda^{(s)}$'s as EG Circuits

In this section, we express each $\Gamma_\lambda^{(s)}$ as an EG (elementary gates) circuit.

Let us consider an example first, before dealing with the general case. Suppose $\Lambda = 5$.

Consider $s = 0$.

Plugging the SVD of $\overline{\mathcal{B}}_{32}^{(0)}$, given by Eq.(188), into the definition of $\Gamma_5^{(0)}$, given by Eq.(159a), one finds

$$\Gamma_5^{(0)} = \begin{bmatrix} U_{32}^\dagger & \\ & I_{32} \end{bmatrix} e^{i\rho_{31}^{32}(|63\rangle\langle 31|+h.c.)} \begin{bmatrix} U_{32} & \\ & I_{32} \end{bmatrix} \quad (193a)$$

$$= U_{32}(4, 3, 2, 1, 0)^{\dagger\overline{n}(5)} e^{i\rho_{31}^{32}\sigma_X(5)n(4)n(3)n(2)n(1)n(0)} U_{32}(4, 3, 2, 1, 0)^{\overline{n}(5)}, \quad (193b)$$

where U_{32} is defined by

$$U_{32}(4, 3, 2, 1, 0) = e^{i\theta_{31}^{32}\sigma_X(4)} e^{i\overline{n}(4)\theta_{15}^{32}\sigma_X(3)} e^{i\overline{n}(4)\overline{n}(3)\theta_7^{32}\sigma_X(2)} e^{i\overline{n}(4)\overline{n}(3)\overline{n}(2)\theta_3^{32}\sigma_X(1)}. \quad (194)$$

Eq.(193b) simplifies to

$$\Gamma_5^{(0)} = e^{-i\overline{n}(5)\overline{n}(4)\overline{n}(3)\overline{n}(2)\theta_3^{32}\sigma_X(1)} e^{-i\overline{n}(5)\overline{n}(4)\overline{n}(3)\theta_7^{32}\sigma_X(2)} e^{-i\overline{n}(5)\overline{n}(4)\theta_{15}^{32}\sigma_X(3)} e^{-i\overline{n}(5)\theta_{31}^{32}\sigma_X(4)} \odot \{e^{i\rho_{31}^{32}\sigma_X(5)n(4)n(3)n(2)n(1)n(0)}\}. \quad (195)$$

Plugging the SVD of $\overline{\mathcal{B}}_{16}^{(0)}$, given by Eq.(188), into the definition of $\Gamma_4^{(0)}$, given by Eq.(159b), one finds

$$\Gamma_4^{(0)} = \begin{bmatrix} U_{16}^\dagger & \\ & I_{16} \end{bmatrix}^{\oplus 2} e^{iP_0 \otimes (\rho_{15}^{16}|31\rangle\langle 15|+h.c.)} \begin{bmatrix} U_{16} & \\ & I_{16} \end{bmatrix}^{\oplus 2} \quad (196a)$$

$$= U_{16}(3, 2, 1, 0)^{\dagger\overline{n}(4)} e^{i\overline{n}(5)\rho_{15}^{16}\sigma_X(4)n(3)n(2)n(1)n(0)} U_{16}(3, 2, 1, 0)^{\overline{n}(4)}, \quad (196b)$$

where U_{16} is defined by

$$U_{16}(3, 2, 1, 0) = e^{i\theta_{15}^{16}\sigma_X(3)} e^{i\overline{n}(3)\theta_7^{16}\sigma_X(2)} e^{i\overline{n}(3)\overline{n}(2)\theta_3^{16}\sigma_X(1)}. \quad (197)$$

Eq.(196b) simplifies to

$$\Gamma_4^{(0)} = e^{-i\overline{n}(4)\overline{n}(3)\overline{n}(2)\theta_3^{16}\sigma_X(1)} e^{-i\overline{n}(4)\overline{n}(3)\theta_7^{16}\sigma_X(2)} e^{-i\overline{n}(4)\theta_{15}^{16}\sigma_X(3)} \odot \{e^{i\overline{n}(5)\rho_{15}^{16}\sigma_X(4)n(3)n(2)n(1)n(0)}\}. \quad (198)$$

Similarly, one finds

$$\Gamma_3^{(0)} = \begin{bmatrix} U_8^\dagger & \\ & I_8 \end{bmatrix}^{\oplus 4} e^{iP_0^{\otimes 2} \otimes (\rho_7^8|15\rangle\langle 7|+h.c.)} \begin{bmatrix} U_8 & \\ & I_8 \end{bmatrix}^{\oplus 4} \quad (199a)$$

$$= U_8(2, 1, 0)^{\dagger\overline{n}(3)} e^{i\overline{n}(5)\overline{n}(4)\rho_7^8\sigma_X(3)n(2)n(1)n(0)} U_8(2, 1, 0)^{\overline{n}(3)}, \quad (199b)$$

where

$$U_8(2, 1, 0) = e^{i\theta_7^8 \sigma_X(2)} e^{i\bar{n}(2)\theta_3^8 \sigma_X(1)} . \quad (200)$$

Eq.(199b) simplifies to

$$\Gamma_3^{(0)} = e^{-i\bar{n}(3)\bar{n}(2)\theta_3^8 \sigma_X(1)} e^{-i\bar{n}(3)\theta_7^8 \sigma_X(2)} \odot \{e^{i\bar{n}(5)\bar{n}(4)\rho_7^8 \sigma_X(3)n(2)n(1)n(0)}\} . \quad (201)$$

Similarly, one finds

$$\Gamma_2^{(0)} = \left[\begin{array}{c|c} U_4^\dagger & \\ \hline & I_4 \end{array} \right]^{\oplus 8} e^{iP_0^{\otimes 2} \otimes (\rho_7^8 | 15) \langle 7 | + h.c.} \left[\begin{array}{c|c} U_4 & \\ \hline & I_4 \end{array} \right]^{\oplus 8} \quad (202a)$$

$$= U_4(1, 0)^{\dagger \bar{n}(2)} e^{i\bar{n}(5)\bar{n}(4)\bar{n}(3)\rho_3^4 \sigma_X(2)n(1)n(0)} U_4(1, 0)^{\bar{n}(2)} , \quad (202b)$$

where

$$U_4(1, 0) = e^{i\theta_3^4 \sigma_X(1)} . \quad (203)$$

Eq.(202b) simplifies to

$$\Gamma_2^{(0)} = e^{-i\bar{n}(2)\theta_3^4 \sigma_X(1)} \odot \{e^{i\bar{n}(5)\bar{n}(4)\bar{n}(3)\rho_3^4 \sigma_X(2)n(1)n(0)}\} . \quad (204)$$

Similarly, one finds

$$\Gamma_1^{(0)} = e^{iP_0^{\otimes 4} \otimes (\rho_1^2 | 3) \langle 1 | + h.c.} \quad (205a)$$

$$= e^{i\bar{n}(5)\bar{n}(4)\bar{n}(3)\bar{n}(2)\rho_1^2 \sigma_X(1)n(0)} . \quad (205b)$$

To summarize, we have shown that:

$$\begin{aligned} \Gamma_5^{(0)} &= e^{-i\bar{n}(5)\bar{n}(4)\bar{n}(3)\bar{n}(2)\theta_3^{32} \sigma_X(1)} e^{-i\bar{n}(5)\bar{n}(4)\bar{n}(3)\theta_7^{32} \sigma_X(2)} e^{-i\bar{n}(5)\bar{n}(4)\theta_{15}^{32} \sigma_X(3)} e^{-i\bar{n}(5)\theta_{31}^{32} \sigma_X(4)} \\ &\quad \odot \{e^{i\rho_{31}^{32} \sigma_X(5)n(4)n(3)n(2)n(1)n(0)}\} \\ \Gamma_4^{(0)} &= e^{-i\bar{n}(4)\bar{n}(3)\bar{n}(2)\theta_3^{16} \sigma_X(1)} e^{-i\bar{n}(4)\bar{n}(3)\theta_7^{16} \sigma_X(2)} e^{-i\bar{n}(4)\theta_{15}^{16} \sigma_X(3)} \odot \{e^{i\bar{n}(5)\rho_{15}^{16} \sigma_X(4)n(3)n(2)n(1)n(0)}\} \\ \Gamma_3^{(0)} &= e^{-i\bar{n}(3)\bar{n}(2)\theta_3^8 \sigma_X(1)} e^{-i\bar{n}(3)\theta_7^8 \sigma_X(2)} \odot \{e^{i\bar{n}(5)\bar{n}(4)\rho_7^8 \sigma_X(3)n(2)n(1)n(0)}\} \\ \Gamma_2^{(0)} &= e^{-i\bar{n}(2)\theta_3^4 \sigma_X(1)} \odot \{e^{i\bar{n}(5)\bar{n}(4)\bar{n}(3)\rho_3^4 \sigma_X(2)n(1)n(0)}\} \\ \Gamma_1^{(0)} &= e^{i\bar{n}(5)\bar{n}(4)\bar{n}(3)\bar{n}(2)\rho_1^2 \sigma_X(1)n(0)} \end{aligned} \quad (206)$$

Fig.10 represents the SEOs of Eq.(206) as circuits.

Using the same method that we used for $s = 0$, we find for $s = 1$:

$$\begin{aligned} \Gamma_5^{(1)} &= e^{-i\bar{n}(5)\bar{n}(4)\bar{n}(3)\theta_6^{32} \sigma_X(2)} e^{-i\bar{n}(5)\bar{n}(4)\theta_{14}^{32} \sigma_X(3)} e^{-i\bar{n}(5)\theta_{30}^{32} \sigma_X(4)} \odot \{e^{i\rho_{30}^{32} \sigma_X(5)n(4)n(3)n(2)n(1)\bar{n}(0)}\} \\ \Gamma_4^{(1)} &= e^{-i\bar{n}(4)\bar{n}(3)\theta_6^{16} \sigma_X(2)} e^{-i\bar{n}(4)\theta_{14}^{16} \sigma_X(3)} \odot \{e^{i\bar{n}(5)\rho_{14}^{16} \sigma_X(4)n(3)n(2)n(1)\bar{n}(0)}\} \\ \Gamma_3^{(1)} &= e^{-i\bar{n}(3)\theta_6^8 \sigma_X(2)} \odot \{e^{i\bar{n}(5)\bar{n}(4)\rho_6^8 \sigma_X(3)n(2)n(1)\bar{n}(0)}\} \\ \Gamma_2^{(1)} &= e^{i\bar{n}(5)\bar{n}(4)\bar{n}(3)\rho_4^4 \sigma_X(2)n(1)\bar{n}(0)} \\ \Gamma_1^{(1)} &= 1 \end{aligned} \quad (207)$$

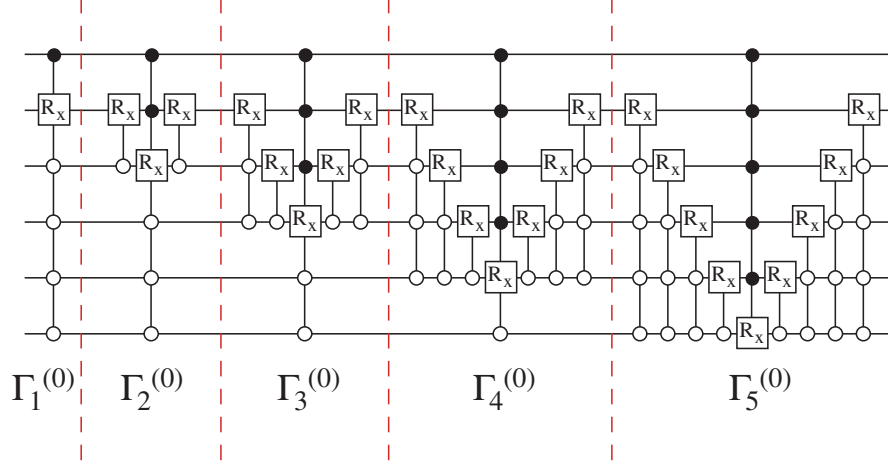


Figure 10: $\Gamma_\lambda^{(s)}$'s for $s = 0$.

Fig.11 represents the SEOs of Eq.(207) as circuits.

For $s = 2$, we find

$$\begin{aligned}
\Gamma_5^{(2)} &= e^{-i\bar{n}(5)\bar{n}(4)\theta_{13}^{32}\sigma_X(3)} e^{-i\bar{n}(5)\theta_{29}^{32}\sigma_X(4)} \odot \{e^{i\rho_{29}^{32}\sigma_X(5)n(4)n(3)n(2)\bar{n}(1)n(0)}\} \\
\Gamma_4^{(2)} &= e^{-i\bar{n}(4)\theta_{13}^{16}\sigma_X(3)} \odot \{e^{i\bar{n}(5)\rho_{13}^{16}\sigma_X(4)n(3)n(2)\bar{n}(1)n(0)}\} \\
\Gamma_3^{(2)} &= e^{i\bar{n}(5)\bar{n}(4)\rho_5^8\sigma_X(3)n(2)\bar{n}(1)n(0)} \\
\Gamma_2^{(2)} &= \Gamma_1^{(2)} = 1
\end{aligned} \tag{208}$$

The $\Gamma_\lambda^{(s)}$ for $s = 3$ are identical to those for $s = 2$, except that one must replace $n(0)$ by $\bar{n}(0)$ in them. The angle parameters (i.e., $\rho_k^j, \theta_k^j, b_k^j$) also change. Fig.12 represent the SEOs of Eq.(208) as circuits.

For $s = 4$, we find

$$\begin{aligned}
\Gamma_5^{(4)} &= e^{-i\bar{n}(5)\theta_{27}^{32}\sigma_X(4)} \odot \{e^{i\rho_{27}^{32}\sigma_X(5)n(4)n(3)\bar{n}(2)n(1)n(0)}\} \\
\Gamma_4^{(4)} &= e^{i\bar{n}(4)\rho_{11}^{16}\sigma_X(4)n(3)\bar{n}(2)n(1)n(0)} \\
\Gamma_3^{(4)} &= \Gamma_2^{(4)} = \Gamma_1^{(4)} = 1
\end{aligned} \tag{209}$$

The $\Gamma_\lambda^{(s)}$ for $s = 5, 6, 7$ are identical to those for $s = 4$, except that we must replace $n(1)n(0)$ by $n(1)\bar{n}(0)$, $\bar{n}(1)n(0)$, and $\bar{n}(1)\bar{n}(0)$, respectively, in them. The angle parameters also change. Fig.13 represents the SEOs of Eq.(209) as circuits.

For $s = 8$, we find

$$\begin{aligned}
\Gamma_5^{(8)} &= e^{i\rho_{23}^{32}\sigma_X(5)n(4)\bar{n}(3)n(2)n(1)n(0)} \\
\Gamma_4^{(8)} &= \Gamma_3^{(8)} = \Gamma_2^{(8)} = \Gamma_1^{(8)} = 1
\end{aligned} \tag{210}$$

The $\Gamma_\lambda^{(s)}$ for $s = 9, 10, \dots, 15$ are identical to those for $s = 8$, except that we must

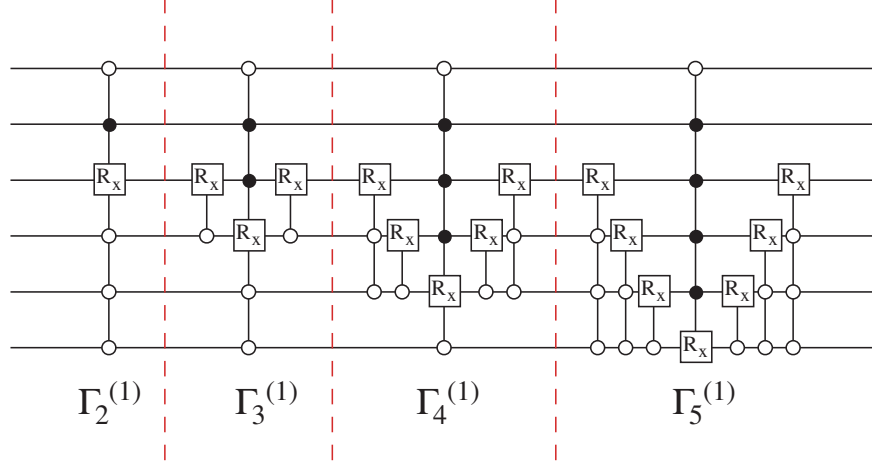


Figure 11: $\Gamma_\lambda^{(s)}$'s for $s = 1$. $\Gamma_1^{(1)}$ is not shown because it equals 1.

replace $n(2)n(1)n(0)$ by the appropriate projection operator in them. The angle parameters also change. Fig.14 represents the SEOs of Eq.(210) as circuits.

The above example generalizes as follows. Suppose $\Lambda = 1, 2, 3, \dots$ and $s \in Z_{0,2^{\Lambda-1}-1}$. Then $\Gamma_\lambda^{(s)} = 0$ if $\lambda < \lambda_{min}(s)$ since for such λ , $\bar{\mathcal{B}}_{2^\lambda}^{(s)} = 0$. For $\lambda \in Z_{\lambda_{min}(s), \Lambda}$, there exist $\phi_{\lambda,j}^{(s)}, \theta_\lambda^{(s)} \in \mathbb{R}$ such that

$$\Gamma_\lambda^{(s)} = \prod_{j=\lambda-\lambda_{min}(s)-1, \dots, 2, 1, 0} \{e^{i\bar{\pi}(\lambda)\bar{\pi}(\lambda-1)\dots\bar{\pi}(\lambda-j)\phi_{\lambda,j}^{(s)}\sigma_X(\lambda-j-1)}\} \odot \{e^{i\bar{\pi}(\Lambda)\bar{\pi}(\Lambda-1)\dots\bar{\pi}(\lambda+1)\theta_\lambda^{(s)}\sigma_X(\lambda)P_{\overline{bin(s)}}(\lambda-1, \dots, 1, 0)}\}. \quad (211)$$

In Eq.(211), we use $bin(s) = (s_{\lambda-1}s_{\lambda-2}\dots s_1s_0)$ to denote the binary representation of s , and $\overline{bin(s)} = (\bar{s}_{\lambda-1}\bar{s}_{\lambda-2}\dots \bar{s}_1\bar{s}_0)$ to denote its bitwise negation.

10.7 Weaving the Strands

In this section, we finally achieve our goal of compiling $e^{iH_{tr}}$.

Suppose $\vec{\alpha}$ and $\vec{\beta}$ are n -tuples (ordered sets), not necessarily of the same length, of distinct qubit positions. Assume that these two n -tuples are disjoint (if treated as non-ordered sets). Let π and π' be commuting projection operators acting on qubits $\vec{\beta}$. Let M be any operator acting on qubits $\vec{\alpha}$. A simple identity that will be useful in what follows is

$$M(\vec{\alpha})^{\pi(\vec{\beta})} M(\vec{\alpha})^{\pi'(\vec{\beta})} = M(\vec{\alpha})^{\pi(\vec{\beta})+\pi'(\vec{\beta})}. \quad (212)$$

This identity allows us to combine operations that are being needlessly performed separately.

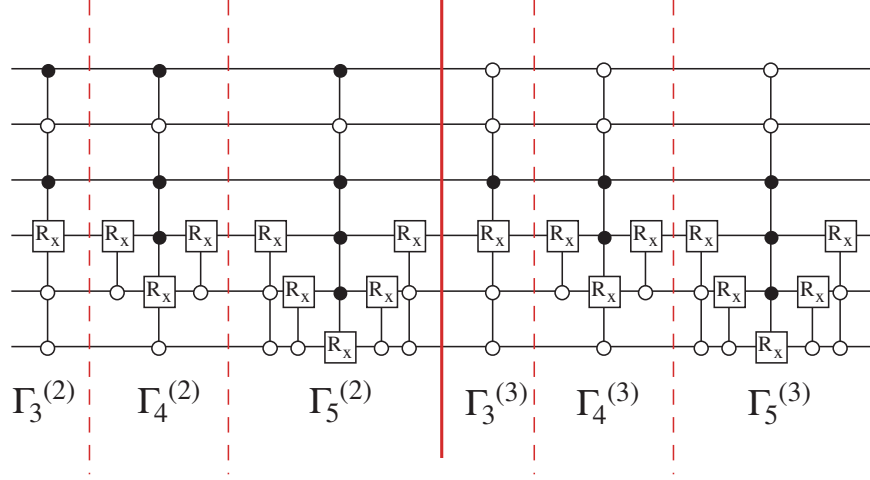


Figure 12: $\Gamma_\lambda^{(s)}$'s for $s = 2, 3$. $\Gamma_1^{(s)}$ and $\Gamma_2^{(s)}$ are not shown because they equal 1.

Define $\Gamma^{(s)}$ for $s \in Z_{0,2^{\Lambda-1}-1}$ by

$$\Gamma^{(s)} = e^{i\mathcal{A}_{2^{\Lambda+1}}^{(s)}} = \prod_{\lambda=1,2,\dots,\Lambda} \Gamma_\lambda^{(s)} + \mathcal{O}(g^3), \quad (213)$$

where we have used Eq.(161).

Note that the $\Gamma^{(s)}$ for different strands commute, because any two different strands “live” on disjoint sets of nodes. The main point of this section is that many operations can be combined if we multiply the $\Gamma^{(s)}$'s judiciously.

For definiteness, consider our usual example of $\Lambda = 5$.

Note from Fig.8, that strands can be grouped into equivalence classes $\{0\}$, $\{1\}$, $Z_{2,3}$, $Z_{4,7}$ and $Z_{8,15}$. All members of the same equivalence class start and end at the same tree levels. They also have the same strengths d_i 's for transitions between levels. One could say that they are identical in every respect except that the names of their nodes differ.

Now consider Fig.(14), which gives circuits for the $\Gamma_\lambda^{(s)}$'s, for strand class $Z_{8,15}$. This figure does not tell us what are the specific angles for the qubit rotations of the type R_x . But from our observation that equivalent strands are “identical except for node relabelling”, it is clear that any qubit rotation of type R_x in a strand s_1 is identical to the “analogous” one in any strand s_2 of the same class. Therefore, we can apply identity Eq.(212) to combine the $\Gamma^{(s)}$ of all the strands of class $Z_{8,15}$:

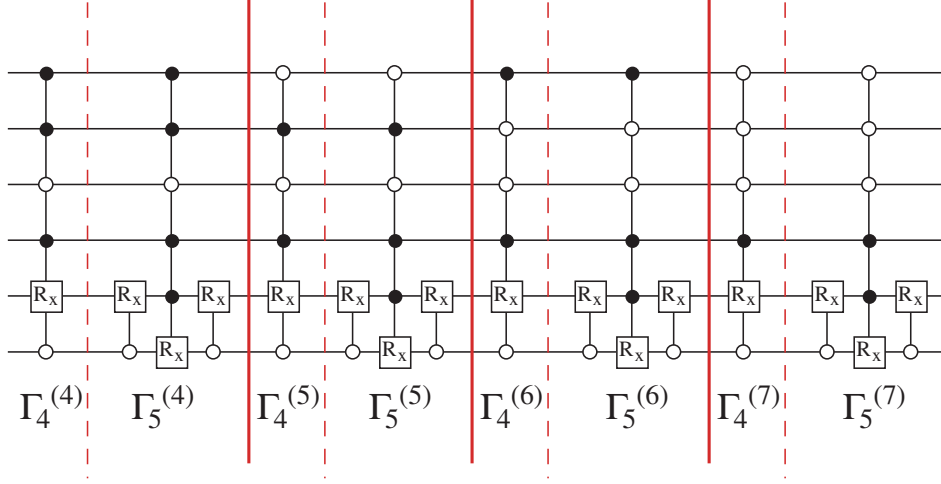


Figure 13: $\Gamma_\lambda^{(s)}$'s for $s = 4$ to 7 . $\Gamma_1^{(s)}$, $\Gamma_2^{(s)}$ and $\Gamma_3^{(s)}$ are not shown because they equal 1.

$$\prod_{s \in Z_{8,15}} \Gamma^{(s)} = \begin{array}{c} \text{---} \\ \text{---} \\ \text{---} \\ \circ \\ \bullet \\ \boxed{R_x} \end{array} . \quad (214a)$$

Likewise, by applying identity Eq.(212) to Fig.(13), one finds that

$$\prod_{s \in Z_{4,7}} \Gamma^{(s)} = \begin{array}{c} \text{---} \\ \text{---} \\ \circ \\ \bullet \\ \boxed{R_x} \quad \boxed{R_x} \\ \bullet \\ \circ \\ \circ \\ \circ \\ \boxed{R_x} \\ \circ \end{array} . \quad (214b)$$

Finally, by applying identity Eq.(212) to Fig.(12), one finds

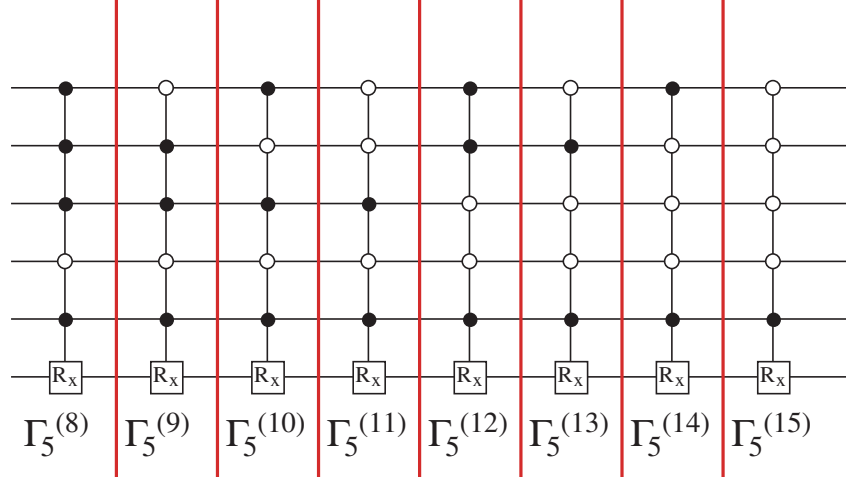


Figure 14: $\Gamma_\lambda^{(s)}$'s for $s = 8$ to 15 . $\Gamma_1^{(s)}$, $\Gamma_2^{(s)}$, $\Gamma_3^{(s)}$ and $\Gamma_4^{(s)}$ are not shown because they equal 1.

$$\prod_{s \in Z_{2,3}} \Gamma^{(s)} = \text{Quantum Circuit} \quad (214c)$$

10.8 Complexity of $e^{iH_{tr}}$ Compilation

In this section, we will show that our SEO for $e^{iH_{tr}}$ contains $\mathcal{O}(\Lambda^4)$ CNOTs, in the case of balanced binary NAND trees.

If S represents a SEO or its associated circuit, let $\mathcal{C}(S)$ denote its circuit complexity. We will evaluate the circuit complexity of our SEO for $e^{iH_{tr}}$ by counting the number of control vertices in its quantum circuit.

Assume a tree with $2^{\Lambda+1}$ nodes. According to Eq.(140),

$$\mathcal{C}(e^{iH_{tr}}) = 2\mathcal{C}(\mathcal{F}_{2^{\Lambda+1}}) + \mathcal{C}(\exp(i\mathcal{A}_{2^{\Lambda+1}})) \quad (215)$$

According to Eq.(138),

$$\mathcal{C}(\mathcal{F}_{2^{\Lambda+1}}) = \sum_{\lambda=1}^{\Lambda} \mathcal{C}(F_{2^\lambda}(\lambda-1, \dots, 2, 1, 0)^{n(\lambda)}) \quad (216)$$

An exchange operator $E_4(\alpha, \beta)$ can be expressed as product of 3 CNOTs. So a singly controlled exchange operator has six control vertices. This observation and Eq.(130) imply that

$$\mathcal{C}(F_{2^\lambda}^{n(\lambda)}) = 6\lambda - 5 . \quad (217)$$

Combining Eqs.(216) and (217) yields

$$\mathcal{C}(\mathcal{F}_{2^{\Lambda+1}}) = \mathcal{O}(\Lambda^2) . \quad (218)$$

According to Eqs.(149) and (213),

$$\mathcal{C}(\exp(i\mathcal{A}_{2^{\Lambda+1}})) = \mathcal{C}\left(\prod_{s=0}^{2^{\Lambda-1}-1} \Gamma^{(s)}\right) = \mathcal{C}(\Gamma^{(0)}) + \sum_{\sigma \in Z_{0, \Lambda-2}} \mathcal{C}\left(\prod_{s=2^\sigma, 2^\sigma+1, \dots, 2^{\sigma+1}-1} \Gamma^{(s)}\right) . \quad (219)$$

Here σ labels the different strand equivalence classes. According to Eqs.(214), for $\sigma \in Z_{0, \Lambda-2}$,

$$\mathcal{C}\left(\prod_{s=2^\sigma, 2^\sigma+1, \dots, 2^{\sigma+1}-1} \Gamma^{(s)}\right) = \sum_{\lambda=1}^{\Lambda} \{\mathcal{C}(\Gamma_\lambda^{(2^\sigma)}) - \sigma\} . \quad (220)$$

According to Eq.(211) and Figs.10 to 14,

$$\mathcal{C}(\Gamma_\lambda^{(s)}) = \Lambda + 2 \sum_{j=0}^{\lambda - \lambda_{\min}(s) - 1} \{j + 1\} . \quad (221)$$

Combining Eqs. (219), (220), (221), and doing some algebra, yields

$$\mathcal{C}(\exp(i\mathcal{A}_{2^{\Lambda+1}})) = \mathcal{O}(\Lambda^4) . \quad (222)$$

Now we can use Eq.(215), (218) and (222), to conclude that

$$\mathcal{C}(e^{iH_{tr}}) = \mathcal{O}(\Lambda^4) . \quad (223)$$

11 Compiling Input Graph (“Oracle”)

In this section, we will show how to compile the evolution operator $e^{iH_{in}}$ for an input graph (“oracle”).

Suppose $\Lambda = 1, 2, 3, \dots$. Consider a tree with $N_{lvs} = 2^\Lambda$ leaves, with leaf inputs $x_k \in Bool$ for $k \in Z_{0,2^\Lambda-1}$. The input Hamiltonian for such a tree is:

$$H_{in} = g \left[\begin{array}{c|c} & \begin{array}{c} x_0 \\ x_1 \\ \dots \\ x_{N_{lvs}-1} \end{array} \\ \hline \begin{array}{c} x_0 \\ x_1 \\ \dots \\ x_{N_{lvs}-1} \end{array} & \end{array} \right] \quad (224a)$$

$$= g\sigma_X \otimes \sum_{\vec{b} \in Bool^\Lambda} x_{\vec{b}} P_{\vec{b}}, \quad (224b)$$

where $g \in \mathbb{R}$, and $x_{\vec{b}}$ is defined to equal $x_{dec(\vec{b})}$.

Define operators U and π by

$$U = e^{ig\sigma_X}, \quad \pi = \sum_{\vec{b} \in Bool^\Lambda} x_{\vec{b}} P_{\vec{b}}. \quad (225)$$

Let

$$\vec{\xi} = (\Lambda - 1, \dots, 1, 0). \quad (226)$$

Then

$$e^{iH_{in}} = [U(\Lambda)]^{\pi(\vec{\xi})} \quad (227a)$$

$$= \sigma_X(\alpha)^{\pi(\vec{\xi})} U(\Lambda)^{n(\alpha)} \sigma_X(\alpha)^{\pi(\vec{\xi})} |0\rangle_\alpha. \quad (227b)$$

Here α is an ancilla qubit. To get Eq.(227b), we did the same as we did in Eq.(40): we replaced the multiply controlled $U(2)$ operator by a singly controlled one, and two MCNOTs. So, to compile $e^{iH_{in}}$, all we need to do is to compile $\sigma_X(\alpha)^{\pi(\vec{\xi})}$.

The operator $\sigma_X(\alpha)^{\pi(\vec{\xi})}$ appears frequently in the quantum computation literature, but usually in a different guise. It's more common to denote the function x in Eq.(225) by a more standard name for a function, such as $f_\Lambda : Bool^\Lambda \rightarrow Bool$. In this notation, the operator π of Eq.(225) becomes

$$\pi = \sum_{\vec{x}' \in Bool^\Lambda} f_\Lambda(\vec{x}') P_{\vec{x}'}. \quad (228)$$

Thus,

$$\sigma_X(\alpha)^{\pi(\xi)}|y\rangle_\alpha|\vec{x}\rangle_{\vec{\xi}} = |y \oplus f_\Lambda(\vec{x})\rangle_\alpha|\vec{x}\rangle_{\vec{\xi}}. \quad (229)$$

The best general way of compiling $\sigma_X(\alpha)^{\pi(\xi)}$ is not known. It is known that there are some $f_\Lambda()$ for which $\sigma_X(\alpha)^{\pi(\xi)}$ has complexity $\mathcal{O}(2^\Lambda) = \mathcal{O}(N_{lvs})$. In Appendix C, we give a compilation for a special case, that of a ‘‘banded oracle’’ (an oracle for which the ordered set of NAND formula inputs $(x_k)_{\forall k}$ has a fixed number of bands of ones). Our compilation of the banded oracle evolution operator has complexity $\mathcal{O}(\Lambda^2)$.

12 Overall Circuit Complexity

The following table summarizes the circuit complexity of the various compilations that have been presented in this paper:

evolution operator	description	number of CNOTs in SEO	exact?
$e^{iH_{tr}}$	balanced binary NAND tree with $2^\Lambda = N_{lvs}$ leaves	$\mathcal{O}(\Lambda^4)$	no
$e^{iH_{lp}}$	loop of length N_S	$\mathcal{O}(N_S)$ $\mathcal{O}(N_{lvs}^{\frac{1}{2}})$ for $N_S \approx N_{lvs}^{\frac{1}{2}}$	yes
$e^{iH_{gl}}$	glue connecting tree and loop	$\mathcal{O}(\Lambda)$	yes
$e^{iH_{cut}}$	cuts a loop open	$\mathcal{O}(\Lambda)$	yes
$e^{iH_{line}}$	line of length N_S	$\mathcal{O}(N_B^2)$	no
$e^{iH_{in}}$	oracle, with $2^\Lambda = N_{lvs}$ inputs	Could reach $\mathcal{O}(N_{lvs})$. $\mathcal{O}(\Lambda^2)$ for banded oracle.	

Henceforth, we will say that a SEO is tractable if it has $\mathcal{O}(\Lambda^k)$ CNOTs, for some $k \geq 0$.

Our plan is to combine $e^{iH_{bulk}}$ and $e^{iH_{corr}}$ via Trotterized Suzuki. Let N_{exp} be the number of times $e^{iH_{bulk}}$ or $e^{iH_{corr}}$ appear in the Trotterized Suzuki product that approximates $e^{i(H_{bulk}+H_{corr})}$. According to Eq.(39), if we want to evaluate a NAND formula in time $\approx \mathcal{O}((N_{lvs})^{\frac{1}{2}+\epsilon})$, then

$$N_{exp} \approx \mathcal{O}((N_{lvs})^{\frac{1}{2}+\epsilon}). \quad (230)$$

Thus

$$\mathcal{C}(e^{i(H_{bulk}+H_{corr})}) = N_{exp}\mathcal{C}(e^{iH_{bulk}}e^{iH_{corr}}) \quad (231a)$$

$$\approx \mathcal{O}((N_{lvs})^{\frac{1}{2}+\epsilon})\mathcal{C}(e^{iH_{bulk}}e^{iH_{corr}}). \quad (231b)$$

If $e^{iH_{bulk}}e^{iH_{corr}}$ is tractable, then $\mathcal{C}(e^{i(H_{bulk}+H_{corr})}) = \mathcal{O}((N_{lvs})^{\frac{1}{2}+\epsilon})$.

A Appendix: Exponential of Anti-block Diagonal Matrix

Lemma 5 Suppose $F \in \mathbb{C}^{n \times n}$. Then

$$\exp\left(i \begin{bmatrix} 0 & F^\dagger \\ F & 0 \end{bmatrix}\right) = \begin{bmatrix} \cos(\sqrt{F^\dagger F}) & i \frac{\sin(\sqrt{F^\dagger F})}{\sqrt{F^\dagger F}} F^\dagger \\ i \frac{\sin(\sqrt{F F^\dagger})}{\sqrt{F F^\dagger}} F & \cos(\sqrt{F F^\dagger}) \end{bmatrix}. \quad (232)$$

proof:

Note that

$$\begin{bmatrix} 0 & F^\dagger \\ F & 0 \end{bmatrix} = \sigma_- \otimes F + \sigma_+ \otimes F^\dagger. \quad (233)$$

Since $\sigma_+ = |0\rangle\langle 1|$ and $\sigma_- = |1\rangle\langle 0|$, $\sigma_+^2 = \sigma_-^2 = 0$. Thus, when we raise the right hand side of Eq.(233) to a power, only terms proportional to an alternating sequence of σ_+ and σ_- survive. For $n = 1, 2, 3, \dots$, one gets

$$(\sigma_- \otimes F + \sigma_+ \otimes F^\dagger)^{2n} = (\sigma_+ \sigma_-)^n \otimes (F^\dagger F)^n + (\sigma_- \sigma_+)^n \otimes (F F^\dagger)^n \quad (234a)$$

$$= P_0 \otimes (F^\dagger F)^n + P_1 \otimes (F F^\dagger)^n, \quad (234b)$$

and

$$(\sigma_- \otimes F + \sigma_+ \otimes F^\dagger)^{2n+1} = P_0 \sigma_+ \otimes (F^\dagger F)^n F^\dagger + P_1 \sigma_- \otimes (F F^\dagger)^n F \quad (235a)$$

$$= \sigma_+ \otimes (F^\dagger F)^n F^\dagger + \sigma_- \otimes (F F^\dagger)^n F. \quad (235b)$$

Thus

$$\begin{aligned} \sum_{n=0}^{\infty} \frac{(i)^{2n}}{(2n)!} (\sigma_- \otimes F + \sigma_+ \otimes F^\dagger)^{2n} &= \\ &= P_0 \otimes \cos(\sqrt{F^\dagger F}) + P_1 \otimes \cos(\sqrt{F F^\dagger}), \end{aligned} \quad (236)$$

and

$$\begin{aligned} \sum_{n=0}^{\infty} \frac{(i)^{2n+1}}{(2n+1)!} (\sigma_- \otimes F + \sigma_+ \otimes F^\dagger)^{2n+1} &= \\ &= \sigma_+ \otimes i \frac{\sin(\sqrt{F^\dagger F})}{\sqrt{F^\dagger F}} F^\dagger + \sigma_- \otimes i \frac{\sin(\sqrt{F F^\dagger})}{\sqrt{F F^\dagger}} F. \end{aligned} \quad (237)$$

QED

B Appendix: Special Case $d_\lambda = \sqrt{2}g$ for all λ

An important special case is when $d_\lambda = \sqrt{2}g$ for all λ , where d_λ is defined by Eq.(131). This appendix will discuss some idiosyncrasies of this special case.

When the d_λ are all equal, it is possible to make a slight redefinition of Γ^λ in Eq.(111) so that the decomposition of $e^{i\mathcal{A}_{2\lambda+1}}$ into Γ_{2^λ} given by Eq.(110) is good to order $\mathcal{O}(g^4)$ instead of $\mathcal{O}(g^3)$. We show this next for $\Lambda = 3$. Generalization to higher Λ will be obvious.

Lemma 6 *Let*

$$f = 1 + \frac{g^2}{6}. \quad (238)$$

Then

$$e^{i\mathcal{A}_{16}} = \Gamma_1^{<3>} \Gamma_2^{<3>} \Gamma_3^{<3>} + \mathcal{O}(g^4), \quad (239)$$

where

$$\Gamma_3^{<3>} = \exp(i \left[\begin{array}{c|c} 0 & \bar{\mathcal{B}}_8 \\ \hline \bar{\mathcal{B}}_8 & 0 \end{array} \right]), \quad (240a)$$

$$\Gamma_2^{<3>} = \exp(if \left[\begin{array}{c|c} 0 & \bar{\mathcal{B}}_4 \\ \hline \bar{\mathcal{B}}_4 & 0 \end{array} \middle| \begin{array}{c} \\ \\ \hline 0_8 \end{array} \right]), \quad (240b)$$

$$\Gamma_1^{<3>} = \exp(if \left[\begin{array}{c|c} 0 & \bar{\mathcal{B}}_2 \\ \hline \bar{\mathcal{B}}_2 & 0 \end{array} \middle| \begin{array}{c} \\ \\ \hline 0_{12} \end{array} \right]), \quad (240c)$$

and

$$\bar{\mathcal{B}}_{2^\lambda} = \mathcal{B}_{2^\lambda} \operatorname{sinc}\left(\frac{\mathcal{A}_{2^\lambda}}{2}\right) e^{i\frac{\mathcal{A}_{2^\lambda}}{2}}, \quad \text{for } \lambda \in Z_{1,3}. \quad (241)$$

proof: According to Eq.(67),

$$e^{i\mathcal{A}_{16}} = \exp(i \left[\begin{array}{c|c} \mathcal{A}_8 & \mathcal{B}_8 \\ \hline \mathcal{B}_8 & 0 \end{array} \right]) \quad (242)$$

$$= \exp(i \left[\begin{array}{c|c} \mathcal{A}_8 & \\ \hline & 0_8 \end{array} \right]) \exp\left(\left[\begin{array}{c|c} T_1 + T_2 & i\bar{\mathcal{B}}_8 \\ \hline i\bar{\mathcal{B}}_8 & -i\frac{\mathcal{B}_8 \mathcal{A}_8 \mathcal{B}_8}{6} \end{array} \right] \right) + \mathcal{O}(g^5). \quad (243)$$

One finds that

$$T_1 = i\frac{g^2}{6} \begin{bmatrix} 0 & \mathcal{B}_4 \\ \mathcal{B}_4 & 0 \end{bmatrix}, \quad T_2 = \mathcal{O}(g^4), \quad (244)$$

and

$$\mathcal{B}_8 \mathcal{A}_8 \mathcal{B}_8 = 0. \quad (245)$$

Therefore,

$$e^{i\mathcal{A}_{16}} = \exp(i \begin{bmatrix} \mathcal{A}_8 & \\ & 0_8 \end{bmatrix}) \exp(i \begin{bmatrix} \frac{g^2}{6} \begin{bmatrix} 0 & \mathcal{B}_4 \\ \mathcal{B}_4 & 0 \end{bmatrix} & \overline{\mathcal{B}}_8 \\ & 0_8 \end{bmatrix}) + \mathcal{O}(g^4) \quad (246)$$

$$= \exp(i \begin{bmatrix} \begin{bmatrix} \mathcal{A}_4 & f\mathcal{B}_4 \\ f\mathcal{B}_4 & 0 \end{bmatrix} & \\ & 0_8 \end{bmatrix}) \Gamma_3^{<3>} + \mathcal{O}(g^4). \quad (247)$$

To go from Eq.(246) to Eq.(247), we used $\mathcal{A}_8 = \begin{bmatrix} \mathcal{A}_4 & \mathcal{B}_4 \\ \mathcal{B}_4 & 0 \end{bmatrix}$. Furthermore,

$$\begin{aligned} & \exp(i \begin{bmatrix} \begin{bmatrix} \mathcal{A}_4 & f\mathcal{B}_4 \\ f\mathcal{B}_4 & 0 \end{bmatrix} & \\ & 0_8 \end{bmatrix}) = \\ & = \exp(i \begin{bmatrix} \begin{bmatrix} \mathcal{A}_4 & \\ & 0_4 \end{bmatrix} & \\ & 0_8 \end{bmatrix}) \exp(i \begin{bmatrix} \begin{bmatrix} \frac{g^2}{6} \begin{bmatrix} 0 & f\overline{\mathcal{B}}_2 \\ f\overline{\mathcal{B}}_2 & 0 \end{bmatrix} & f\overline{\mathcal{B}}_4 \\ & 0_4 \end{bmatrix} & \\ & 0_8 \end{bmatrix}) \quad (248) \\ & = \Gamma_1^{<3>} \Gamma_2^{<3>}, \quad (249) \end{aligned}$$

where we used $\mathcal{A}_4 = \begin{bmatrix} \mathcal{A}_2 & \mathcal{B}_2 \\ \mathcal{B}_2 & 0 \end{bmatrix}$ and $g^2 f \approx g^2$.

QED

Another useful consequence of $d_\lambda = \sqrt{2}g$ for all λ is that in this case it is easy to calculate the b_j^k coefficients used in Section 10.4. Indeed, observe that in this case all non-zero entries of $\mathcal{A}_{2\lambda}$ equal $\sqrt{2}g$. Define

$$b = g\sqrt{2} \operatorname{sinc}\left(\frac{g\sqrt{2}}{2}\right) e^{i\frac{g\sqrt{2}}{2}}. \quad (250)$$

Let b_r and b_i denote the real and imaginary parts of b , respectively. Now we can use the following rule. In Section 10.4, in the bra-ket expansions of $\overline{\mathcal{B}}_{2\lambda}^{(s)}$, replace, all b_j^k that are preceded by an imaginary i , by b_i , and replace, all b_j^k that are NOT preceded by an imaginary i , by b_r . For example, in the example of Lemma 4, one has

$$\rho_3 = \sqrt{b_r^2 + b_i^2} = |b|, \quad \cos \theta_3 = \frac{b_i}{|b|}, \quad \sin \theta_3 = \frac{-b_r}{|b|}, \quad (251)$$

$$\rho_7 = \sqrt{b_r^2 + |b|^2}, \quad \cos \theta_7 = \frac{b_r}{\rho_7}, \quad \sin \theta_7 = \frac{\rho_3}{\rho_7}, \quad (252)$$

$$\rho_{15} = \sqrt{b_i^2 + \rho_7^2}, \quad \cos \theta_{15} = \frac{b_i}{\rho_{15}}, \quad \sin \theta_{15} = \frac{-\rho_7}{\rho_{15}}, \quad (253)$$

$$\rho_{31} = \sqrt{b_r^2 + \rho_{15}^2}, \quad \cos \theta_{31} = \frac{b_r}{\rho_{31}}, \quad \sin \theta_{31} = \frac{\rho_{15}}{\rho_{31}}. \quad (254)$$

C Appendix: Compiling Banded Oracle

Suppose $x_{\vec{b}} \in Bool$ for $\vec{b} \in Bool^\Lambda$, and $N_{lvs} = 2^\Lambda$. Suppose α is a qubit, and $\vec{\xi} = (\Lambda - 1, \dots, 1, 0)$ is a vector of Λ qubits, and all these $\Lambda + 1$ qubits are distinct. In this Appendix, we will show how to compile the oracle evolution operator

$$U_O = \sigma_X(\alpha)^{\sum_{\vec{b} \in Bool^\Lambda} x_{\vec{b}} P_{\vec{b}}(\vec{\xi})}, \quad (255)$$

when $\vec{x} = [x_0, x_1, \dots, x_{N_{lvs}-1}]^T$ is banded. If we envision \vec{x} as a sequence of ones and zeros, then we will call a band of \vec{x} , any subsequence of \vec{x} consisting of adjacent terms, all of which are one. If \vec{x} contains a fixed (Λ independent) number of bands, we will say it is banded.

We will consider first the case when \vec{x} has a single front band. By this we mean that the first N_1 terms of \vec{x} are one, and the rest are zero. Thus

$$\vec{x} = [\underbrace{1, 1, \dots, 1}_{N_1 \text{ times}}, \underbrace{0, 0, \dots, 0}_{N_{lvs} - N_1 \text{ times}}]^T. \quad (256)$$

Define a binary vector \vec{b}_{max} and its corresponding set of binary vectors $S(\vec{b}_{max})$ by

$$\vec{b}_{max} = bin(N_1 - 1), \quad S(\vec{b}_{max}) = \{\vec{b} \in Bool^\Lambda : 0 \leq dec(\vec{b}) \leq dec(\vec{b}_{max})\}. \quad (257)$$

In the single front band case, U_O reduces to:

$$U_O = \sigma_X(\alpha)^{\sum_{\vec{b} \in S(\vec{b}_{max})} P_{\vec{b}}(\vec{\xi})}. \quad (258)$$

U_O , in the form given by Eq.(258), is already compiled. But the length of this compilation can be reduced significantly by reducing $\sum_{\vec{b} \in S(\vec{b}_{max})} P_{\vec{b}}$. Let us consider an example first, before dealing with the general case. Suppose $\Lambda = 8$ and $\vec{b}_{max} = (0110, 1101) = bin(109)$. Although $\sum_{\vec{b} \in S(bin(109))} P_{\vec{b}}$ is a sum of 109 projection operators of the type $P_{\vec{b}}$ where $\vec{b} \in Bool^8$, it can be expressed as a sum of just six simpler projection operators:

$$\sum_{\vec{b} \in S(\text{bin}(109))} P_{\vec{b}} = \begin{cases} P_{00\dots, \dots} & (\text{sum from } 0000,0000 \text{ to } 0011,1111) \\ + P_{010\dots, \dots} & (\text{sum from } 0100,0000 \text{ to } 0101,1111) \\ + P_{0110,0\dots} & (\text{sum from } 0110,0000 \text{ to } 0110,0111) \\ + P_{0110,10\dots} & (\text{sum from } 0110,1000 \text{ to } 0110,1011) \\ + P_{0110,1100} & \\ + P_{0110,1101} & (*) \end{cases} \quad (259)$$

Fig.15 gives a circuit diagram for Eq.(258), assuming $\text{dec}(\vec{b}_{max}) = 109$, and with $\sum_{\vec{b} \in S(\text{bin}(109))} P_{\vec{b}}$ expressed in the simplified form given by the right hand side of Eq.(259).

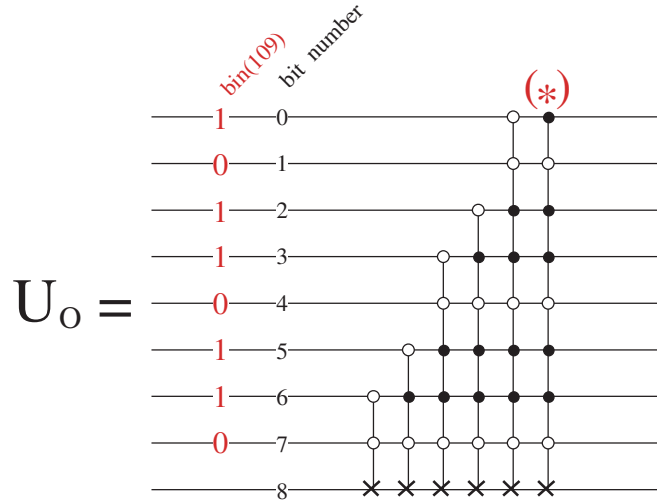


Figure 15: Circuit diagram for Eq.(258), when the first 109 components of \vec{x} equal one, and the final $2^8 - 109 = 256 - 109 = 147$ components equal zero.

It's also interesting to consider an example in which $\text{dec}(\vec{b}_{max})$ is an even number instead of an odd one. When $\text{dec}(\vec{b}_{max}) = 108$ instead of 109, we must remove the operator marked by an asterisk in Eq.(259), and the operator marked by an asterisk in Fig.15.

The pattern of the control vertices in Eq.(259) and Fig.15 is not hard to uncover. There is exactly one MCNOT for each nonzero bit in $\text{bin}(109)$. In addition, there is one “final” MCNOT with controls equal to $P_{\text{bin}(109)}$. Call $\mathcal{K}(\beta)$ the “non-final” MCNOTs. There is precisely one of these for each bit $\beta \in Z_{0,\Lambda}$ such that the β component of \vec{b}_{max} (i.e., $(\vec{b}_{max})_\beta$) equals one, and none when $(\vec{b}_{max})_\beta = 0$. $\mathcal{K}(\beta)$ always has control P_0 at bit β . At bits $\alpha \in Z_{\beta+1,\Lambda-1}$, $\mathcal{K}(\beta)$ has a control $P_{(\vec{b}_{max})_\alpha}$. Hence, in general,

$$\sum_{\vec{b} \in S(\vec{b}_{max})} P_{\vec{b}}(\vec{\xi}) = \begin{cases} \sum_{\beta \in Z_{0, \Lambda-1}} \delta((\vec{b}_{max})_{\beta}, 1) P_0(\beta) \prod_{\alpha \in Z_{\beta+1, \Lambda-1}} P_{(\vec{b}_{max})_{\alpha}}(\alpha) \\ + P_{\vec{b}_{max}}(\vec{\xi}) \end{cases} . \quad (260)$$

Note that the number of MCNOTs in U_O is $\mathcal{O}(\Lambda)$. The number of CNOTs in each of these MCNOTs is $\mathcal{O}(\Lambda)$. Thus, the number of CNOTs in U_O is $\mathcal{O}(\Lambda^2)$.

Now suppose \vec{x} has a single band which is, however, not at the front. Suppose it ranges from $dec(\vec{b}_{min}) \neq 0$ to $dec(\vec{b}_{max})$. Then just multiply U_O for a single front band up to $dec(\vec{b}_{min}) - 1$ times U_O for a single front band up to $dec(\vec{b}_{max})$. Multiple bands can be handled similarly.

Sometimes it is possible to apply σ_X on individual qubits and/or apply qubit permutations to U_O so as to get a new U_O with fewer bands. Fewer bands will lead to a shorter SEO of the type proposed in this appendix. σ_X on individual qubits and/or qubit permutations⁸ do not increase the length of a SEO if they are applied to the SEO on both sides, via a \odot product.

D Appendix: Compiling Evolution Operators in Grover's Algorithm

The goal of this appendix is not to say something new about Grover's algorithm[27]. After all, Grover's algorithm has been studied so extensively in the literature that it's almost impossible to say anything new about it. The goal of this appendix is, rather, to review how one compiles the oracle and non-oracle evolution operators associated with Grover's algorithm. This will allow the reader to compare the compilation of Grover's algorithm with the compilation of FGG07 presented in this paper.

Let N_B be the number of qubits and $N_S = 2^{N_B}$ the number of states used in Grover's algorithm. Let $\vec{x}_o \in Bool^{N_B}$ be the target state of the algorithm. Define

$$|\mu\rangle = \frac{1}{\sqrt{N_S}} \sum_{\vec{x} \in Bool^{N_B}} |\vec{x}\rangle = \frac{1}{\sqrt{N_S}} [1, 1, \dots, 1]^T , \quad (261)$$

and

$$\mu = |\mu\rangle\langle\mu| = \frac{1}{N_S} \begin{bmatrix} 1 & 1 & \dots & 1 \\ 1 & 1 & \dots & 1 \\ \vdots & \vdots & \ddots & \vdots \\ 1 & 1 & \dots & 1 \\ 1 & 1 & \dots & 1 \end{bmatrix} . \quad (262)$$

Thus, in matrix notation, $|\mu\rangle$ is an N_S dimensional column vector, and μ is an $N_S \times N_S$ matrix.

⁸Don't confuse qubit permutations with state permutations.

In Grover's algorithm, one alternates between an oracle evolution operator, call it U_{corr} , and a non-oracle evolution operator, call it U_{bulk} . The oracle evolution operator depends on the target state whereas the non-oracle evolution operator does not. More precisely, these two evolution operators are defined by:

$$U_{corr} = (-1)^{|\vec{x}_o\rangle\langle\vec{x}_o|} = (-1)^{P_{\vec{x}_o}} = e^{i\pi P_{\vec{x}_o}}, \quad (263)$$

and

$$U_{bulk} = 2|\mu\rangle\langle\mu| - 1 = -(-1)^{|\mu\rangle\langle\mu|} = e^{i\pi(\mu+1)}. \quad (264)$$

In Grover's algorithm, one applies $\sqrt{N_S}$ times the product $U_{corr}U_{bulk}$. A variant of this would be to apply $N_T = N_S^{\frac{1}{2}+\delta}$ times the product $U_{corr}^{\frac{1}{N_S^\delta}} U_{bulk}^{\frac{1}{N_S^\delta}}$, for some $\delta > 0$. One can think of this variant of Grover's algorithm as a Trotterized Lie approximation:

$$e^{i(H_{corr}+H_{bulk})} \approx \left(e^{\frac{i H_{corr}}{N_S^{\frac{1}{2}+\delta}}} e^{\frac{i H_{bulk}}{N_S^{\frac{1}{2}+\delta}}} \right)^{N_S^{\frac{1}{2}+\delta}}, \quad (265)$$

for some $t \in \mathbb{R}$, where the Hamiltonians H_{corr} and H_{bulk} are given by

$$\begin{aligned} e^{\frac{i H_{corr}}{N_S^{\frac{1}{2}+\delta}}} = U_{corr}^{\frac{1}{N_S^\delta}} &\implies \frac{H_{corr}}{N_S^{\frac{1}{2}+\delta}} = \frac{\pi P_{\vec{x}_o}}{N_S^\delta} \\ e^{\frac{i H_{bulk}}{N_S^{\frac{1}{2}+\delta}}} = U_{bulk}^{\frac{1}{N_S^\delta}} &\implies \frac{H_{bulk}}{N_S^{\frac{1}{2}+\delta}} = \frac{\pi(1+\mu)}{N_S^\delta} \end{aligned} \quad (266)$$

This variant of Grover's algorithm is a quantum walk over a fully connected graph with N_S nodes. Transitions occur on this graph along edges connecting distinct nodes and also from a node back to itself. Self transitions occur with strength proportional to $1 + \frac{1}{N_S}$ for all nodes except the one representing the target state. Self transitions for the target node occur with strength proportional to $2 + \frac{1}{N_S}$, larger than the strength for the other self transitions. Transitions along the edges connecting distinct nodes occur with vanishing strength proportional to $\frac{1}{N_S}$.

Compiling the oracle evolution operator for Grover's algorithm is trivial. Let $\vec{\xi}$ denote the N_B -dimensional vector of qubit positions for the N_B primary qubits used in Grover's algorithm, and let α denote the qubit position of an additional (not in $\vec{\xi}$) ancilla qubit. Then

$$U_{corr} = (-1)^{P_{\vec{x}_o}(\vec{\xi})} = (-1)^{n(\alpha)P_{\vec{x}_o}(\vec{\xi})}|1\rangle_\alpha \quad (267a)$$

$$= \sigma_Z(\alpha)^{P_{\vec{x}_o}(\vec{\xi})}|1\rangle_\alpha \quad (267b)$$

$$= H(\alpha)\sigma_X(\alpha)^{P_{\vec{x}_o}(\vec{\xi})}(H\sigma_X)(\alpha)|0\rangle_\alpha. \quad (267c)$$

We used $\sigma_Z = (-1)^n$, $\sigma_X|0\rangle = |1\rangle$ and $H\sigma_XH = \sigma_Z$.

Compiling the non-oracle evolution operator for Grover’s algorithm is also trivial. One notes that

$$|\mu\rangle = H^{\otimes N_B} |0\rangle, \quad (268)$$

since the first column of $H^{\otimes N_B}$ is all ones. Therefore,

$$\mu = H^{\otimes N_B} |0\rangle\langle 0| H^{\otimes N_B}. \quad (269)$$

Eq.(269) is merely the eigenvalue decomposition (and SVD) of μ . Since μ is a circulant matrix, we could have obtained Eq.(269) from the eigenvalue decomposition of circulant matrices presented in Section 3.1. An immediate consequence of Eq.(269) is

$$U_{bulk} = -H^{\otimes N_B} (-1)^{|0\rangle\langle 0|} H^{\otimes N_B} = -H^{\otimes N_B} (-1)^{P_{0,0,\dots,0}} H^{\otimes N_B}. \quad (270)$$

One can compile $(-1)^{P_{0,0,\dots,0}}$ in the same way that $(-1)^{P_{x_0}}$ was compiled above.

Note that we have expressed both U_{bulk} and U_{corr} as SEOs containing a single MCNOT. This MCNOT can be expressed as a SEO with $\mathcal{O}(N_B)$ CNOTs.

References

- [1] E. Farhi, J. Goldstone, S. Gutmann, “A Quantum Algorithm for the Hamiltonian NAND Tree”, arXiv:quant-ph/0702144
- [2] A. Childs, R. Cleve, S. Jordan, D. Yeung, “Discrete-query quantum algorithm for NAND trees”, arXiv:quant-ph/0702160
- [3] A. Childs, B. Reichardt, R. Spalek, S. Zhang, “Every NAND formula on N variables can be evaluated in time $\mathcal{O}(N^{1/2+\epsilon})$ ”, arXiv:quant-ph/0703015
- [4] A. Ambainis, “A nearly optimal discrete query quantum algorithm for evaluating NAND formulas”, arXiv:0704.3628
- [5] A. Childs, R. Cleve, E. Deotto, E. Farhi, S. Gutmann, D. Spielman, “Exponential algorithmic speedup by quantum walk”, arXiv:quant-ph/0209131
- [6] D. Berry, G. Ahokas, R. Cleve, B. Sanders, “Efficient quantum algorithms for simulating sparse Hamiltonians”, arXiv:quant-ph/0508139
- [7] A. Childs, “Quantum information processing in continuous time” (MIT 2004 Ph.D. thesis)
- [8] Andrew P. Hines, P.C.E. Stamp, “Quantum Walks, Quantum Gates and Quantum Computers”, arXiv:quant-ph/0701088

- [9] G.H. Golub and C.F. Van Loan, *Matrix Computations, Third Edition* (John Hopkins Univ. Press, 1996).
- [10] R.R.Tucci, “QC Paulinesia”, quant-ph/0407215
- [11] R. M. Gray, “Toeplitz and Circulant Matrices: A Review”, available at <http://www-ee.stanford.edu/~gray/toeplitz.pdf>
- [12] N.Hatano, M.Suzuki, “Finding Exponential Product Formulas of Higher Orders”, arXiv:math-ph/0506007
- [13] C. Zachos, “Crib Notes on Campbell-Baker-Hausdorff expansions”, <http://www.hep.anl.gov/czachos/CBH.pdf>
- [14] M. Reinsch, “A Simple Expression for the Terms in the Baker-Campbell-Hausdorff Series”, math-ph/9906007
- [15] Barenco et al., “Elementary Gates for Quantum Computation”, arXiv:quant-ph/9503016
- [16] R. R. Tucci, “Simplifying Quantum Circuits via Circuit Invariants and Dressed CNOTs”, arXiv:quant-ph/0606061
- [17] R.R. Tucci, “A Rudimentary Quantum Compiler(2cnd Ed.)”, arXiv:quant-ph/9902062
- [18] V. Bergholm, J. Vartiainen, M.Mottonen, M. Salomaa, “Quantum circuit for a direct sum of two-dimensional unitary operators”, quant-ph/0410066
- [19] www.ar-tiste.com/qubiter.htm
- [20] V. Shende, S. Bullock, I. Markov, “A Practical Top-down Approach to Quantum Circuit Synthesis”, quant-ph/0406176
- [21] R.R. Tucci, “Qubiter Algorithm Modification, Expressing Unstructured Unitary Matrices with Fewer CNOTs”, arXiv:quant-ph/0411027
- [22] G. Vidal, C.M. Dawson, “A Universal Quantum Circuit for Two-qubit Transformations with 3 CNOT Gates”, quant-ph/0307177
- [23] V.V.Shende, I.L. Markov, S.S. Bullock, “On Universal Gate Libraries and Generic Minimal Two-qubit Quantum Circuits”, quant-ph/0308033
- [24] R.R. Tucci, “Quantum Fast Fourier Transform Viewed as a Special Case of Recursive Application of Cosine-Sine Decomposition”, arXiv:quant-ph/0411097
- [25] Y. Nakajima, Y. Kawano, H. Sekigawa, “A new algorithm for producing quantum circuits using KAK decompositions”, arXiv:quant-ph/0509196

[26] Don Coppersmith, “An approximate Fourier transform useful in quantum factoring”, (1994 IBM Internal Report), quant-ph/0201067

[27] See http://en.wikipedia.org/wiki/Grover's_algorithm