

# Supercurrent survival under Rosen-Zener quench of hard core bosons

I. Klich<sup>1</sup>, C. Lannert<sup>2</sup>, and G. Refael<sup>1</sup>

(1) *Department of Physics, California Institute of Technology, MC 114-36 Pasadena, CA 91125*

(2) *Department of Physics, Wellesley College, Wellesley, MA 02481, USA*

We study the survival of super-currents in a system of impenetrable bosons subject to a quantum quench from its critical superfluid phase to an insulating phase. We show that the evolution of the current when the quench follows a Rosen-Zener profile is exactly solvable. This allows us to analyze a quench of arbitrary rate, from a sudden destruction of the superfluid to a slow opening of a gap. The decay and oscillations of the current are analytically derived, and studied numerically along with the momentum distribution after the quench. In the case of small supercurrent boosts  $\nu$ , we find that the current surviving at long times is proportional to  $\nu^3$ .

Progress in the field of experimental cold atom systems allows a controlled and direct access to the non-equilibrium physics of quantum many body systems. This becomes particularly exciting when the system is in the vicinity of a phase transition and is driven through it as in the case of the superfluid(SF)-insulator transition [1], or the magnetic ordering transition [2]. In such situations, complex physics is often exhibited; a prominent example is defect formation in the ordered phase due to a fast quench [3], which is qualitatively understood using the Kibble-Zurek mechanism [4] originally proposed in cosmology to describe domain formation during cooling of the universe. Especially interesting are low-dimensional quantum systems under a “quantum quench”, with a Hamiltonian driven through a *quantum-critical* point. This can be achieved in quantum gases confined in highly anisotropic traps and in optical lattices [5, 6]. For instance, it was recently demonstrated that when a system is driven from an ordered to a disordered phase, the order-parameter correlations experience ‘revival’ [1, 7, 8, 9, 10]. Also, in the special case of driving an off-critical 1d system into criticality, Calabrese and Cardy [11] showed that the long-time behavior of correlation functions can be obtained from the correlations in the final critical state. Despite these advances, as well as qualitative understanding of ‘revival’ phenomena and the Kibble-Zurek mechanism, analytical and exact results in this field are scarce.

In this manuscript we focus on a system driven out of criticality by the variation of an external field (as opposed to Ref. [11], where a system is brought *to* criticality). In practice, this is a generic case, but elegant general results as in Ref. [11] for the opposing case are by and large absent. Special cases that have previously been studied analytically are the behavior of a dipole model of a Mott insulator in an external electric field when the field is suddenly changed from a “no dipole” state to a maximally polarized state [12], and the dynamics of traversing spin chains between two phases [7]. A related work, Ref. [8], describes bosons driven abruptly from a Mott to superfluid phase and showed collective oscillations of the superfluid order parameter with period proportional to

the gap in the initial Mott state. In [10], the evolution of hard-core bosons (HCBs) undergoing a quantum quench was studied numerically.

A natural question arising in the SF-insulator transition regards the fate of supercurrents in the system. In this manuscript we describe in detail the evolution of supercurrents under quenching a 1-d system of HCBs, the so called Tonks-Girardeau gas [13, 14], from superfluid to insulator. Such systems may be formed by bosons at low temperatures and densities [6, 15]. We calculate the current as a function of time, while concentrating on the long-time current survival rate. Our analysis reveals fast, Bloch like, oscillations that are superimposed on a decay and a slower envelope function. The surviving current is found to be proportional to  $\nu^3$ , where  $\nu$  is the initial supercurrent. Note that the decay of supercurrents was considered before mainly in Ref. [9] close to the Mott-superfluid transition. In addition, we present numerics for the evolution of the momentum distribution after a quench in the presence of a supercurrent.

Our study of the supercurrent quench dynamics relies on a generalization of the Rosen-Zener problem [17] to the context of HCBs. The Rosen-Zener problem describes a spin evolving in a time-dependent magnetic field with a particular profile, where an  $x$ - $y$  magnetic field (analogous to a gap) is turned on while a  $z$ -field remains constant. In contrast, Landau-Zener like dynamics describe a spin in a constant  $x$ - $y$  field, with  $B_z$  swept *through* zero; thus it is more useful for describing traversing the system *through* a quantum critical point [7]. The integrability of the Rosen-Zener evolution allows us to probe sudden quench dynamics as well as the response to a finite quenching time and so goes beyond previous treatments, which have dealt with an abrupt quench.

The system we consider has the Hamiltonian

$$H = -w \sum (b_i^\dagger b_{i+1} + h.c.) + V(t) \sum (-1)^i b_i^\dagger b_i \quad (1)$$

with  $b_i^\dagger$  a boson creation operator at site  $i$  which obeys  $(b_i^\dagger)^2 = 0$ , thus imposing the impenetrability of the HCBs. Throughout, we work in units such that the lattice spacing is 1.  $V(t)$  is the amplitude of an externally applied potential, which tunes the system from its super-

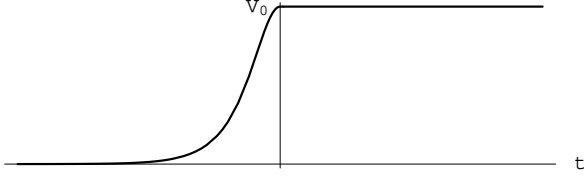


FIG. 1: The Rosen-Zener switch-on profile  $V(t)$  for the super-lattice.

fluid phase at  $V = 0$ , to an insulating phase at  $V \neq 0$ . When  $V(t)$  has the so-called Rosen-Zener shape, this evolution can be solved exactly. The Rosen-Zener profile is given by:

$$V(t) = \begin{cases} V_0 \frac{1}{\cosh \frac{\pi t}{T}}; & t < 0, \\ V_0; & t \geq 0, \end{cases} \quad (2)$$

where  $T$  is the turning-on, or quenching time.

As we shall see, the HCB problem is equivalent to an infinite system of spins precessing in a time-dependent magnetic field. The evolution of a spin in the  $\hat{z}$  direction under  $B_x = V(t)$  given in Eq. (2) (fig. (1)) was solved exactly by Rosen and Zener [17]. This exact non-equilibrium evolution allows us to establish the state of the system at  $t = 0$ , from which the system is evolved by the final Hamiltonian. We make use of this evolution to analyze the fate of a supercurrent, introduced at  $t \rightarrow -\infty$  (when the system is in the gapless SF phase and  $V(-\infty) = 0$ ) by choosing our initial state as the ground state of the boosted Hamiltonian  $-w \sum (e^{i\nu} b_i^\dagger b_{i+1} + h.c.)$ .

The first step in our analysis applies the Wigner-Jordan transformation to the HCB operators [18],

$$b_i^\dagger = e^{\sum_{j < i} a_j^\dagger a_j} a_i^\dagger \quad (3)$$

with  $a_j$  being a fermion operator associated with site  $j$ . In the ‘‘fermion’’ picture, the presence of the supercurrent is expressed by choosing the ‘‘Fermi sea’’ of the  $a$  fermions to be shifted in momentum. That is, the  $k$  occupation of the fermions is

$$n_s(k) = \Theta(-k_F + \nu < k < k_F + \nu), \quad (4)$$

where  $k_F$  is the Fermi momentum. In the following we will assume half filling, so  $k_F = \pi/2$ . The current density is given by:

$$j = \frac{iw}{L} \sum_l \langle b_{l+1}^\dagger b_l - h.c. \rangle \quad (5)$$

where  $L$  is the total number of sites.

To find the evolution of the current we first address the evolution of the fermion operators introduced in Eq. (3). By rewriting the Hamiltonian as:

$$H_0 = - \sum_{k < |\pi|} 2w \cos(k) a_k^\dagger a_k \quad (6)$$

$$H_d = \frac{V(t)}{2} \sum_{k < |\pi|} (a_k^\dagger a_{k+\pi} + a_{k+\pi}^\dagger a_k)$$

we note that  $k$  couples to  $k + \pi$  (or equivalently  $k - \pi$  since  $k$  is the same up to multiples of  $2\pi$ ). Thus we can write the Hamiltonian as:

$$H(t) = \otimes_{|k| < \frac{\pi}{2}} H_k(t) \quad (7)$$

$$\text{with: } H_k(t) = 2w \cos(k) \sigma_z - V(t) \sigma_x \quad (8)$$

acting in the  $\{a_k^\dagger, a_{k+\pi}^\dagger\}$  mode space, and explicitly breaking the problem into a product of noninteracting spin-systems. Thus solving the evolution of the HCB system is equivalent to solving for the time evolution of an infinite series of time-dependent two-level systems.

For a given  $k$ , the Schrödinger equation generated by Eq. (8) for a fermion operator  $\psi^\dagger(t) = s(t)a_k^\dagger + p(t)a_{k+\pi}^\dagger$  can be rewritten as a second order differential equation of the form:

$$\ddot{S} = - \frac{V_0^2}{\cosh(\frac{\pi t}{T})^2} S + (4iw \cos(k) - \frac{\pi}{T} \tanh(\frac{\pi t}{T})) \dot{S} \quad (9)$$

for  $S(t) = e^{2iw \cos(k)t} s(t)$ , and the same equation for  $P(t) = e^{-2iw \cos(k)t} p(t)$ , with  $w \rightarrow -w$ . This equation, via a change of variable  $z = \frac{1}{2}(\tanh(\frac{\pi t}{T}) + 1)$ , can be recast into a hyper-geometric differential equation. The solution, satisfying the initial condition  $|S(-\infty)| = 1$ ,  $|P(-\infty) = 0|$  (recall  $|k| < \frac{\pi}{2}$ ), is given in terms of the hyper-geometric function:

$$S(z) = {}_2F_1(\alpha, -\alpha, c; z)$$

$$P(z) = -i \sqrt{z(1-z)} \frac{2\pi \alpha^2 e^{-4iw \cos(k)t}}{cT} \times \quad (10)$$

$${}_2F_1(1 + \alpha, 1 - \alpha, 1 + c; z)$$

where [24]:

$$\alpha = \frac{V_0 T}{\pi} ; \quad c = \frac{1}{2} - \frac{2iwT \cos(k)}{\pi} \quad (11)$$

We now use the solution at  $t = 0$  (by setting  $z \rightarrow 1/2$  in (10)) as a boundary condition for the dynamics under the final Hamiltonian.

The evolution of the fermion operators at times  $t > 0$  is obtained by diagonalizing Eq. (8) at fixed  $V = V_0$ . This results in:

$$a_k^\dagger(t) = A_k a_k^\dagger(0) + B_k a_{k+\pi}^\dagger(0) \quad (12)$$

$$a_{k+\pi}^\dagger(t) = \bar{A}_k a_{k+\pi}^\dagger(0) - B_k a_k^\dagger(0) \quad (13)$$

where  $A, B$  are given explicitly by the relations:

$$A_k = \cos(E_k t) + i \cos \theta \sin(E_k t) \quad (14)$$

$$B_k = i \sin \theta \sin(E_k t) \quad (15)$$

with  $-\pi < k < \pi$ ,

$$E_k = \sqrt{4w^2 \cos^2 k + V_0^2} \quad (16)$$

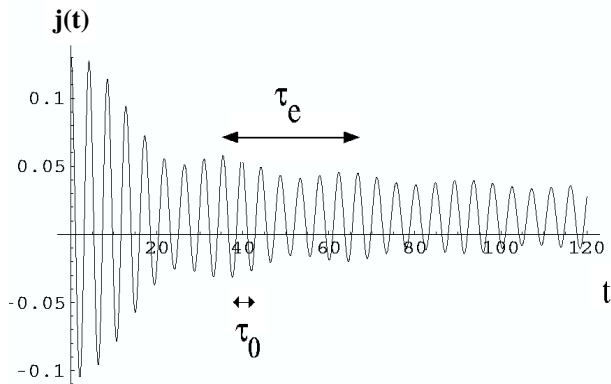


FIG. 2: Current evolution for an abrupt quench,  $T = 0$ . We set super-lattice strength  $V_0/w = 0.7$  and supercurrent boost  $\nu = \frac{\pi}{15}$ .

and  $\theta$  is defined through

$$\tan \theta = -\frac{V_0}{2w \cos k}. \quad (17)$$

Using Eq. (10) with  $z \rightarrow 1/2$  to find  $a_k^\dagger(0), a_{k+\pi}^\dagger(0)$  and substituting in Eq. (5), we find the current as a function of time

$$\langle j \rangle = \frac{2wa \int_{-\pi/2}^{\pi/2} \frac{dk}{2\pi} \sin(ka) (2|s_0 A_k - p_0 B_k^*|^2 - 1)(n_k - n_{k+\pi})}{2\pi} \quad (18)$$

where  $n_k$  is the fermion momentum (Fermi-Dirac) occupation:  $\langle a_k^\dagger a_{k'} \rangle = \delta_{kk'} n_k$ . The above equations (10)-(18) constitute a complete solution to the problem of the current evolution under a Rosen-Zener quench. Below we focus on some interesting special cases.

In particular, we concentrate on an initial state with a super-current at half filling and with a short switching time,  $wT\nu \ll 1$ , which allows non-adiabatic transitions. In this case, to leading order near  $k \sim \pi/2$ , we may take  $c \sim 1/2$ ,  $\Gamma(c) \approx \Gamma(1/2) = \sqrt{\pi}$ , giving:

$$p(0) = -i \sin\left(\frac{V_0 T}{2}\right) \quad s(0) = \cos\left(\frac{V_0 T}{2}\right). \quad (19)$$

Assuming small supercurrents ( $\nu \ll 1$ ), the current evolution, Eq. (18), simplifies to:

$$\langle j \rangle = \frac{2aw\nu}{\pi} \mathcal{M}((2t - T)V_0, \kappa\nu\sqrt{t}) \quad (20)$$

$$\text{where: } \mathcal{M}(x, y) = \frac{\cos(x)\mathcal{C}(y) - \sin(x)\mathcal{S}(y)}{y} \quad (21)$$

and  $\mathcal{S}, \mathcal{C}$  are the Fresnel functions  $\mathcal{S}(z) = \int_0^z du \sin(\frac{\pi}{2}u^2)$ ,  $\mathcal{C}(z) = \int_0^z du \cos(\frac{\pi}{2}u^2)$ , and  $\kappa = \sqrt{\frac{8w^2}{\pi V_0}}$ .

Fig. 2 shows an example of the current evolution for an abrupt quench. Generically, the evolution is characterized by fast oscillations superimposed on a slow envelope which oscillates and decays. The time between

successive maxima of the slow envelope can be obtained by looking at the extrema of the Fresnel integrals in Eq. (21). From  $\partial_z \mathcal{C}(z) = \cos(z^2\pi/2)$ , we see that the extrema are at  $z = \sqrt{2n}$ , with  $n$  integer. Thus the condition  $\sqrt{2n} = \sqrt{t}\nu\kappa$  yields the envelope period  $\tau_e$ :

$$\tau_e = \frac{4}{\nu^2 \kappa^2}. \quad (22)$$

The fast current oscillations are a consequence of Bloch-like oscillations in each of the 2-state systems ( $k$ -state fermions and their  $k - \pi$  backscattered partners) described by Eq. (8). These arise from the  $\cos(2t - T)V_0$  terms in Eq. (20), and thus have period  $\tau_B = \frac{\pi}{V_0}$ . The Bloch oscillations decohere over time due to the spread in frequencies of the 2-level systems, given in Eq. (16). Indeed, we note that the current in Eq. (20) eventually decays, and no current is left in the system, to lowest order in  $\nu$ .

Nevertheless, as the system is integrable and not coupled to a heat bath, some current survives at higher order in  $\nu$ . By computing the current averaged over long times,  $\overline{\langle j \rangle} = \lim_{\mathcal{T} \rightarrow \infty} \frac{1}{\mathcal{T}} \int_0^{\mathcal{T}} \langle j \rangle dt$ , we show that the surviving current is proportional to  $\nu^3$  for small supercurrents. From Eq. (18), we find that the averaged current is given exactly by:

$$\overline{\langle j \rangle} = \frac{2w \sin(\nu) \cos(V_0 T)}{\pi} \left( 1 - \frac{V_0 \arctan(\frac{2w \sin(\nu)}{V_0})}{2w \sin(\nu)} \right), \quad (23)$$

which, to leading order in the supercurrent, is:

$$\frac{8w^2\nu^3}{3\pi V_0^2} \cos(V_0 T), \quad (24)$$

which is of order  $\nu^3$ , and thus is absent from the treatment leading to Eq. (20).

To complement the current evolution analysis, we next analyze the momentum distribution of HCBs undergoing the SF-insulator quench while carrying a supercurrent. Although the analysis of the current evolution in the HCB system is the same for free fermions and a Tonks-Girardeau gas, the momentum distribution of the two systems is quite different. While the presence of a supercurrent is described by a shift of the Fermi step-function of the free Jordan-Wigner fermions, as in Eq. (4), in terms of the bosons, the supercurrent leads to a peak in the boson momentum occupation  $n_k = \sum_l e^{ikl} \langle b_l^\dagger(t) b_0(t) \rangle$  at the boost value, i.e.  $n_k \propto |k - \nu|^{-1/2}$  [14]. Upon quenching the system away from the critical superfluid, momentum modes at  $k$  undergo Bloch oscillations with modes at  $k + \pi$ , resulting in oscillations of the current which eventually decays to an average, non-zero value. Unfortunately, an analytic description of the momentum distribution evolution is a much harder task, requiring detailed analysis of the determinants arising in the boson correlation functions. Even at equilibrium the analysis is non-trivial, and relies on the translational invariance of the

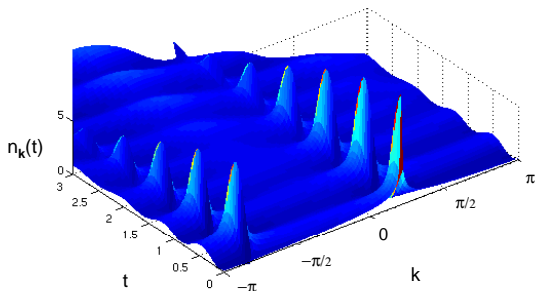


FIG. 3:  $n_k$  as a function of  $k$  and time for a boost of  $\nu = \pi/5$ , and super-lattice  $V_0 = 4w$ . The initial peak is at  $k = \nu$ , and the peak transports back and forth to  $-4\pi/5$  before disappearing due to decoherence. Results obtained using an exact diagonalization study of chains 150 sites long.

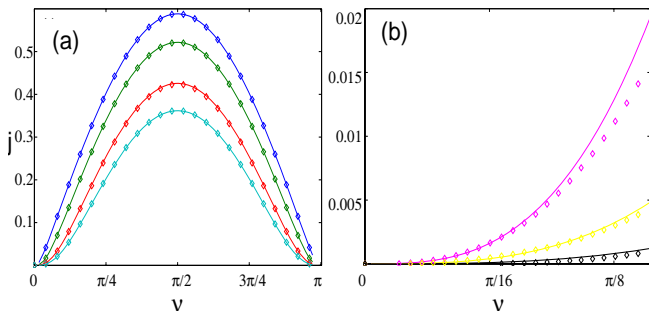


FIG. 4: Supercurrent surviving through a sudden quench. The symbols are the result of exact diagonalization of a chain 350 sites long. (a) Current survival over the full range of boosts. From top to bottom,  $V_0/w = 0.1, 0.25, 0.5, 0.7$  and the solid lines are Eq.(23). (b) The  $\nu^3$  behavior of current survival at small currents. From top to bottom,  $V_0/w = 2, 4, 8$ . The solid lines are Eq.(24)

system which allows the application of mathematical machinery such as Szego limit theorems. Our case is much less accessible, due to the incoherent mixing between the different  $k$  modes.

Using exact-diagonalization techniques (see e.g. [10]) to monitor the time evolution of the boson momentum distribution and the current, we investigated lattice sizes of up to 350 sites. The momentum distribution indeed reflects the supercurrent Bloch oscillations, as can be seen in the bosonic  $n_k$  plotted in Fig. 3. The period of these oscillations of the peak in  $n_k$  between  $\nu$  and  $\nu - \pi$  agrees very well with the analytical result  $\frac{\pi}{V_0}$ . We also confirmed numerically the main results of this manuscript, i.e., the current survival after a quench, Eqs. (23) and (24). Our results for the long-time averaged current (in a chain of 350 sites) vs. supercurrent boost  $\nu$  and super-lattice strength  $V_0/w$  for an abrupt quench are summarized in Fig. 4. Perfect agreement is obtained between the analytical and numerical results.

In this paper we studied the behavior of hard-core bosons under a Rosen-Zener quench in the presence of a supercurrent. We described the evolution of the su-

percurrent, and its long-time survival fraction, as well as the corresponding momentum distribution evolution. Perhaps the most readily accessible result is the ‘ $\nu^3$  law’: starting with supercurrent  $\nu$ , the surviving current in the insulating phase is  $\propto \nu^3$  for  $\nu \ll 1$ . By using the Wigner-Jordan transformation, we essentially mapped the HCB gas to a Fermi-system with back-scattering at the Luther-Emery line [22]. In light of our results, it is particularly interesting to ask what happens when we consider a Luttinger liquid (describing either fermions or bosons): is the  $\nu^3$ -law universal, or does it depend on the Luttinger parameter,  $g \leq 2$ ? This question, as well as a test of our predictions and the level of their universality can be taken on experimentally. This could be done, for instance, by probing cold-atoms in a ring-shaped trap, with a superimposed optical lattice. Such a geometry was recently discussed in Ref. [23]. If the additional optical lattice is made to rotate as it turns on, a supercurrent will exist in the rotating frame. The insulating phase can then be accessed by introducing a corotating super-lattice. Such an experimental setup will also be able to probe nonequilibrium quenches well beyond the regimes which we considered here analytically.

*Acknowledgment:* We would like to thank R. Santachiara and S. Powell for discussions.

- 
- [1] A. K. Tuchman, C. Orzel, A. Polkovnikov and M. A. Kasevich, Phys. Rev. A **74**, 051601 (2006)
  - [2] L. E. Sadler, J. M. Higbie, S. R. Leslie, M. Vengalattore, and D. M. Stamper-Kurn, Nature, **443**, 312 (2006)
  - [3] A. Maniv, E. Polturak and G. Koren, Phys. Rev. Lett. **91**, 197001 (2003).
  - [4] T. W. B. Kibble, J. Phys. A, **9**, 1387 (1976); W. H. Zurek, Nature, **317**, 505 (1985).
  - [5] M. Greiner, I. Bloch, O. Mandel, T. W. Hänsch and T. Esslinger, Phys. Rev. Lett. **87**, 160405 (2001); Stferle, H. Moritz, C. Schori, M. Khl and T. Esslinger, Phys. Rev. Lett. **92**, 130403 (2004);
  - [6] B. Paredes, A. Widera, V. Murg, O. Mandel, S. Flling, I. Cirac, G. V. Shlyapnikov, T. W. Hänsch, and I. Bloch, Nature (London) **429**, 277 (2004); T. Kinoshita, T. Wenger, and D. S. Weiss, Science **305**, 1125 (2004).
  - [7] R. W. Cherng and L. S. Levitov, Phys. Rev. A **73**, 043614 (2006).
  - [8] E. Altman and A. Auerbach, Phys. Rev. Lett. **89**, 250404 (2002); A. Polkovnikov, S. Sachdev, and S.M. Girvin, Phys. Rev. A **66**, 053607 (2002).
  - [9] A. Polkovnikov, E. Altman, E. Demler, B. Halperin and M. D. Lukin, Phys. Rev. A **71**, 063613 (2005)
  - [10] M. Rigol and A. Muramatsu, Phys.Rev.A **70**,031603(R) (2004); **72**, 013604 (2005).
  - [11] P. Calabrese and J. Cardy, Phys. Rev. Lett. **96**, 136801 (2006).
  - [12] K. Sengupta, S. Powell and S. Sachdev, Phys. Rev. A **69**, 053616 (2004).
  - [13] L. Tonks, Phys. Rev., **50**, 955 (1936); M. Girardeau, J. Math. Phys., **1**, 516 (1960);

- [14] A. Lenard, J. Math. Phys., **7**, 1268 (1966).
- [15] M. Olshanii, Phys. Rev. Lett. **81**, 938 (1998)
- [16] G. Modugno, F. Ferlaino, R. Heidemann, G. Roati, M. Inguscio, Phys. Rev. A **68**, 011601 (2003).
- [17] N. Rozen and C. Zener Phys. Rev. **40**,502 (1932)
- [18] E. Lieb, T. Shultz and D. Mattis, Ann. Phys. (N.Y.) **16**, 407 (1961).
- [19] M. Greiner, O. Mandel, T. W. Hansch, and I. Bloch, Nature (London)**419**, 51 (2002).
- [20] C. D. Fertig, K. M. OHara, J. H.Huckans, S.L. Rolston, W. D. Phillips, and J. V. Porto, Phys. Rev. Lett. **94**, 120403 (2005).
- [21] R. T. Robiscoe, Phys. Rev. A **17**, 247 - 260 (1978)
- [22] A. Luther and V. J. Emery, Phys. Rev. Lett. **33**, 589 - 592 (1974)
- [23] D. W. Hallwood, K. Burnett, J.A. Dunningham, quant-ph/0609077; Ana Maria Rey, Keith Burnett, Indubala I. Satija and Charles W. Clark, cond-mat/0611332.
- [24] One may also include dissipation, which amounts to taking  $c \rightarrow c + \frac{\gamma T}{\pi}$ , where  $\gamma$  is related to the decay of the higher energy level, which we shall ignore here [21].