

Search for Anomalous Production of Multi-lepton Events in $p\bar{p}$ Collisions at $\sqrt{s} = 1.96$ TeV

A. Abulencia,²⁴ J. Adelman,¹³ T. Affolder,¹⁰ T. Akimoto,⁵⁶ M.G. Albrow,¹⁷ D. Ambrose,¹⁷ S. Amerio,⁴⁴ D. Amidei,³⁵ A. Anastassov,⁵³ K. Anikeev,¹⁷ A. Annovi,¹⁹ J. Antos,¹⁴ M. Aoki,⁵⁶ G. Apollinari,¹⁷ J.-F. Arguin,³⁴ T. Arisawa,⁵⁸ A. Artikov,¹⁵ W. Ashmanskas,¹⁷ A. Attal,⁸ F. Azfar,⁴³ P. Azzi-Bacchetta,⁴⁴ P. Azzurri,⁴⁷ N. Bacchetta,⁴⁴ W. Badgett,¹⁷ A. Barbaro-Galtieri,²⁹ V.E. Barnes,⁴⁹ B.A. Barnett,²⁵ S. Baroiant,⁷ V. Bartsch,³¹ G. Bauer,³³ F. Bedeschi,⁴⁷ S. Behari,²⁵ S. Belforte,⁵⁵ G. Bellettini,⁴⁷ J. Bellinger,⁶⁰ A. Belloni,³³ D. Benjamin,¹⁶ A. Beretvas,¹⁷ J. Beringer,²⁹ T. Berry,³⁰ A. Bhatti,⁵¹ M. Binkley,¹⁷ D. Bisello,⁴⁴ R.E. Blair,² C. Blocker,⁶ B. Blumenfeld,²⁵ A. Bocci,¹⁶ A. Bodek,⁵⁰ V. Boisvert,⁵⁰ G. Bolla,⁴⁹ A. Bolshov,³³ D. Bortoletto,⁴⁹ J. Boudreau,⁴⁸ A. Boveia,¹⁰ B. Brau,¹⁰ L. Brigliadori,⁵ C. Bromberg,³⁶ E. Brubaker,¹³ J. Budagov,¹⁵ H.S. Budd,⁵⁰ S. Budd,²⁴ S. Budroni,⁴⁷ K. Burkett,¹⁷ G. Busetto,⁴⁴ P. Bussey,²¹ K. L. Byrum,² S. Cabrera,¹⁶ M. Campanelli,²⁰ M. Campbell,³⁵ F. Canelli,¹⁷ A. Canepa,⁴⁹ S. Carillo,¹⁸ D. Carlsmith,⁶⁰ R. Carosi,⁴⁷ M. Casarsa,⁵⁵ A. Castro,⁵ P. Catastini,⁴⁷ D. Cauz,⁵⁵ M. Cavalli-Sforza,³ A. Cerri,²⁹ L. Cerrito,⁴³ S.H. Chang,²⁸ Y.C. Chen,¹ M. Chertok,⁷ G. Chiarelli,⁴⁷ G. Chlachidze,¹⁵ F. Chlebana,¹⁷ I. Cho,²⁸ K. Cho,²⁸ D. Chokheli,¹⁵ J.P. Chou,²² G. Choudalakis,³³ S.H. Chuang,⁶⁰ K. Chung,¹² W.H. Chung,⁶⁰ Y.S. Chung,⁵⁰ M. Ciljak,⁴⁷ C.I. Ciobanu,²⁴ M.A. Ciocci,⁴⁷ A. Clark,²⁰ D. Clark,⁶ M. Coca,¹⁶ G. Compostella,⁴⁴ M.E. Convery,⁵¹ J. Conway,⁷ B. Cooper,³⁶ K. Copic,³⁵ M. Cordelli,¹⁹ G. Cortiana,⁴⁴ F. Crescioli,⁴⁷ C. Cuenca Almenar,⁷ J. Cuevas,¹¹ R. Culbertson,¹⁷ J.C. Cully,³⁵ D. Cyr,⁶⁰ S. DaRonco,⁴⁴ M. Datta,¹⁷ S. D'Auria,²¹ T. Davies,²¹ M. D'Onofrio,³ D. Dagenhart,⁶ P. de Barbaro,⁵⁰ S. De Cecco,⁵² A. Deisher,²⁹ G. De Lentdecker,⁵⁰ M. Dell'Orso,⁴⁷ F. Delli Paoli,⁴⁴ L. Demortier,⁵¹ J. Deng,¹⁶ M. Deninno,⁵ D. De Pedis,⁵² P.F. Derwent,¹⁷ G.P. Di Giovanni,⁴⁵ C. Dionisi,⁵² B. Di Ruzza,⁵⁵ J.R. Dittmann,⁴ P. DiTuro,⁵³ C. Dörr,²⁶ S. Donati,⁴⁷ M. Donega,²⁰ P. Dong,⁸ J. Donini,⁴⁴ T. Dorigo,⁴⁴ S. Dube,⁵³ J. Efron,⁴⁰ R. Erbacher,⁷ D. Errede,²⁴ S. Errede,²⁴ R. Eusebi,¹⁷ H.C. Fang,²⁹ S. Farrington,³⁰ I. Fedorko,⁴⁷ W.T. Fedorko,¹³ R.G. Feild,⁶¹ M. Feindt,²⁶ J.P. Fernandez,³² R. Field,¹⁸ G. Flanagan,⁴⁹ A. Foland,²² S. Forrester,⁷ G.W. Foster,¹⁷ M. Franklin,²² J.C. Freeman,²⁹ I. Furic,¹³ M. Gallinaro,⁵¹ J. Galyardt,¹² J.E. Garcia,⁴⁷ F. Garberon,¹⁰ A.F. Garfinkel,⁴⁹ C. Gay,⁶¹ H. Gerberich,²⁴ D. Gerdes,³⁵ S. Giagu,⁵² P. Giannetti,⁴⁷ A. Gibson,²⁹ K. Gibson,⁴⁸ J.L. Gimmell,⁵⁰ C. Ginsburg,¹⁷ N. Giokaris,¹⁵ M. Giordani,⁵⁵ P. Giromini,¹⁹ M. Giunta,⁴⁷ G. Giurgiu,¹² V. Glagolev,¹⁵ D. Glenzinski,¹⁷ M. Gold,³⁸ N. Goldschmidt,¹⁸ J. Goldstein,⁴³ A. Golossanov,¹⁷ G. Gomez,¹¹ G. Gomez-Ceballos,¹¹ M. Goncharov,⁵⁴ O. González,³² I. Gorelov,³⁸ A.T. Goshaw,¹⁶ K. Goulianos,⁵¹ A. Gresele,⁴⁴ M. Griffiths,³⁰ S. Grinstein,²² C. Grosso-Pilcher,¹³ R.C. Group,¹⁸ U. Grundler,²⁴ J. Guimaraes da Costa,²² Z. Gunay-Unalan,³⁶ C. Haber,²⁹ K. Hahn,³³ S.R. Hahn,¹⁷ E. Halkiadakis,⁵³ A. Hamilton,³⁴ B.-Y. Han,⁵⁰ J.Y. Han,⁵⁰ R. Handler,⁶⁰ F. Happacher,¹⁹ K. Hara,⁵⁶ M. Hare,⁵⁷ S. Harper,⁴³ R.F. Harr,⁵⁹ R.M. Harris,¹⁷ M. Hartz,⁴⁸ K. Hatakeyama,⁵¹ J. Hauser,⁸ A. Heijboer,⁴⁶ B. Heinemann,³⁰ J. Heinrich,⁴⁶ C. Henderson,³³ M. Herndon,⁶⁰ J. Heuser,²⁶ D. Hidas,¹⁶ C.S. Hill,¹⁰ D. Hirschbuehl,²⁶ A. Hocker,¹⁷ A. Holloway,²² S. Hou,¹ M. Houlden,³⁰ S.-C. Hsu,⁹ B.T. Huffman,⁴³ R.E. Hughes,⁴⁰ U. Husemann,⁶¹ J. Huston,³⁶ J. Incandela,¹⁰ G. Introzzi,⁴⁷ M. Iori,⁵² Y. Ishizawa,⁵⁶ A. Ivanov,⁷ B. Iyutin,³³ E. James,¹⁷ D. Jang,⁵³ B. Jayatilaka,³⁵ D. Jeans,⁵² H. Jensen,¹⁷ E.J. Jeon,²⁸ S. Jindariani,¹⁸ M. Jones,⁴⁹ K.K. Joo,²⁸ S.Y. Jun,¹² J.E. Jung,²⁸ T.R. Junk,²⁴ T. Kamon,⁵⁴ P.E. Karchin,⁵⁹ Y. Kato,⁴² Y. Kemp,²⁶ R. Kephart,¹⁷ U. Kerzel,²⁶ V. Khotilovich,⁵⁴ B. Kilminster,⁴⁰ D.H. Kim,²⁸ H.S. Kim,²⁸ J.E. Kim,²⁸ M.J. Kim,¹² S.B. Kim,²⁸ S.H. Kim,⁵⁶ Y.K. Kim,¹³ N. Kimura,⁵⁶ L. Kirsch,⁶ S. Klimenko,¹⁸ M. Klute,³³ B. Knuteson,³³ B.R. Ko,¹⁶ K. Kondo,⁵⁸ D.J. Kong,²⁸ J. Konigsberg,¹⁸ A. Korytov,¹⁸ A.V. Kotwal,¹⁶ A. Kovalev,⁴⁶ A.C. Kraan,⁴⁶ J. Kraus,²⁴ I. Kravchenko,³³ M. Krepes,²⁶ J. Kroll,⁴⁶ N. Krumnack,⁴ M. Kruse,¹⁶ V. Krutelyov,¹⁰ T. Kubo,⁵⁶ S. E. Kuhlmann,² T. Kuhr,²⁶ Y. Kusakabe,⁵⁸ S. Kwang,¹³ A.T. Laasanen,⁴⁹ S. Lai,³⁴ S. Lami,⁴⁷ S. Lammel,¹⁷ M. Lancaster,³¹ R.L. Lander,⁷ K. Lannon,⁴⁰ A. Lath,⁵³ G. Latino,⁴⁷ I. Lazzizzera,⁴⁴ T. LeCompte,² J. Lee,⁵⁰ J. Lee,²⁸ Y.J. Lee,²⁸ S.W. Lee,⁵⁴ R. Lefèvre,³ N. Leonardo,³³ S. Leone,⁴⁷ S. Levy,¹³ J.D. Lewis,¹⁷ C. Lin,⁶¹ C.S. Lin,¹⁷ M. Lindgren,¹⁷ E. Lipeles,⁹ A. Lister,⁷ D.O. Litvintsev,¹⁷ T. Liu,¹⁷ N.S. Lockyer,⁴⁶ A. Loginov,⁶¹ M. Loreti,⁴⁴ P. Loverre,⁵² R.-S. Lu,¹ D. Lucchesi,⁴⁴ P. Lujan,²⁹ P. Lukens,¹⁷ G. Lungu,¹⁸ L. Lyons,⁴³ J. Lys,²⁹ R. Lysak,¹⁴ E. Lytken,⁴⁹ P. Mack,²⁶ D. MacQueen,³⁴ R. Madrak,¹⁷ K. Maeshima,¹⁷ K. Makhoul,³³ T. Maki,²³ P. Maksimovic,²⁵ S. Malde,⁴³ G. Manca,³⁰ F. Margaroli,⁵ R. Marginean,¹⁷ C. Marino,²⁶ C.P. Marino,²⁴ A. Martin,⁶¹ M. Martin,²¹ V. Martin,²¹ M. Martínez,³ T. Maruyama,⁵⁶ P. Mastrandrea,⁵² T. Masubuchi,⁵⁶ H. Matsunaga,⁵⁶ M.E. Mattson,⁵⁹ R. Mazini,³⁴ P. Mazzanti,⁵ K.S. McFarland,⁵⁰ P. McIntyre,⁵⁴ R. McNulty,³⁰ A. Mehta,³⁰ P. Mehtala,²³ S. Menzemer,¹¹ A. Menzione,⁴⁷ P. Merkel,⁴⁹ C. Mesropian,⁵¹ A. Messina,³⁶ T. Miao,¹⁷ N. Miladinovic,⁶ J. Miles,³³ R. Miller,³⁶ C. Mills,¹⁰ M. Milnik,²⁶ A. Mitra,¹ G. Mitselmakher,¹⁸ A. Miyamoto,²⁷ S. Moed,²⁰ N. Moggi,⁵ B. Mohr,⁸ R. Moore,¹⁷

M. Morello,⁴⁷ P. Movilla Fernandez,²⁹ J. Mülmenstädt,²⁹ A. Mukherjee,¹⁷ Th. Muller,²⁶ R. Mumford,²⁵ P. Murat,¹⁷ J. Nachtman,¹⁷ A. Nagano,⁵⁶ J. Naganoma,⁵⁸ I. Nakano,⁴¹ A. Napier,⁵⁷ V. Necula,¹⁸ C. Neu,⁴⁶ M.S. Neubauer,⁹ J. Nielsen,²⁹ T. Nigmanov,⁴⁸ L. Nodulman,² O. Norriella,³ E. Nurse,³¹ S.H. Oh,¹⁶ Y.D. Oh,²⁸ I. Oksuzian,¹⁸ T. Okusawa,⁴² R. Oldeman,³⁰ R. Orava,²³ K. Osterberg,²³ C. Pagliarone,⁴⁷ E. Palencia,¹¹ V. Papadimitriou,¹⁷ A.A. Paramonov,¹³ B. Parks,⁴⁰ S. Pashapour,³⁴ J. Patrick,¹⁷ G. Pauletta,⁵⁵ M. Paulini,¹² C. Paus,³³ D.E. Pellett,⁷ A. Penzo,⁵⁵ T.J. Phillips,¹⁶ G. Piacentino,⁴⁷ J. Piedra,⁴⁵ L. Pinera,¹⁸ K. Pitts,²⁴ C. Plager,⁸ L. Pondrom,⁶⁰ X. Portell,³ O. Poukhov,¹⁵ N. Pounder,⁴³ F. Prakoshyn,¹⁵ A. Pronko,¹⁷ J. Proudfoot,² F. Ptohos^e,¹⁹ G. Punzi,⁴⁷ J. Pursley,²⁵ J. Rademacker^b,⁴³ A. Rahaman,⁴⁸ N. Ranjan,⁴⁹ S. Rappoccio,²² B. Reisert,¹⁷ V. Rekovic,³⁸ P. Renton,⁴³ M. Rescigno,⁵² S. Richter,²⁶ F. Rimondi,⁵ L. Ristori,⁴⁷ A. Robson,²¹ T. Rodrigo,¹¹ E. Rogers,²⁴ S. Rolli,⁵⁷ R. Roser,¹⁷ M. Rossi,⁵⁵ R. Rossin,¹⁸ A. Ruiz,¹¹ J. Russ,¹² V. Rusu,¹³ H. Saarikko,²³ S. Sabik,³⁴ A. Safonov,⁵⁴ W.K. Sakumoto,⁵⁰ G. Salamanna,⁵² O. Saltó,³ D. Saltzberg,⁸ C. Sánchez,³ L. Santi,⁵⁵ S. Sarkar,⁵² L. Sartori,⁴⁷ K. Sato,¹⁷ P. Savard,³⁴ A. Savoy-Navarro,⁴⁵ T. Scheidle,²⁶ P. Schlabach,¹⁷ E.E. Schmidt,¹⁷ M.P. Schmidt,⁶¹ M. Schmitt,³⁹ T. Schwarz,⁷ L. Scodellaro,¹¹ A.L. Scott,¹⁰ A. Scribano,⁴⁷ F. Scuri,⁴⁷ A. Sedov,⁴⁹ S. Seidel,³⁸ Y. Seiya,⁴² A. Semenov,¹⁵ L. Sexton-Kennedy,¹⁷ A. Sfyrla,²⁰ M.D. Shapiro,²⁹ T. Shears,³⁰ P.F. Shepard,⁴⁸ D. Sherman,²² M. Shimojima^k,⁵⁶ M. Shochet,¹³ Y. Shon,⁶⁰ I. Shreyber,³⁷ A. Sidoti,⁴⁷ P. Sinervo,³⁴ A. Sisakyan,¹⁵ J. Sjolin,⁴³ A.J. Slaughter,¹⁷ J. Slaunwhite,⁴⁰ K. Sliwa,⁵⁷ J.R. Smith,⁷ F.D. Snider,¹⁷ R. Snihur,³⁴ M. Soderberg,³⁵ A. Soha,⁷ S. Somalwar,⁵³ V. Sorin,³⁶ J. Spalding,¹⁷ F. Spinella,⁴⁷ T. Spreitzer,³⁴ P. Squillacioti,⁴⁷ M. Stanitzki,⁶¹ A. Staveris-Polykalas,⁴⁷ R. St. Denis,²¹ B. Stelzer,⁸ O. Stelzer-Chilton,⁴³ D. Stentz,³⁹ J. Strologas,³⁸ D. Stuart,¹⁰ J.S. Suh,²⁸ A. Sukhanov,¹⁸ H. Sun,⁵⁷ T. Suzuki,⁵⁶ A. Taffard,²⁴ R. Takashima,⁴¹ Y. Takeuchi,⁵⁶ K. Takikawa,⁵⁶ M. Tanaka,² R. Tanaka,⁴¹ M. Tecchio,³⁵ P.K. Teng,¹ K. Terashi,⁵¹ J. Thom^d,¹⁷ A.S. Thompson,²¹ E. Thomson,⁴⁶ P. Tipton,⁶¹ V. Tiwari,¹² S. Tkaczyk,¹⁷ D. Toback,⁵⁴ S. Tokar,¹⁴ K. Tollefson,³⁶ T. Tomura,⁵⁶ D. Tonelli,⁴⁷ S. Torre,¹⁹ D. Torretta,¹⁷ S. Tourneur,⁴⁵ W. Trischuk,³⁴ R. Tsuchiya,⁵⁸ S. Tsuno,⁴¹ N. Turini,⁴⁷ F. Ukegawa,⁵⁶ T. Unverhau,²¹ S. Uozumi,⁵⁶ D. Usyain,⁴⁶ S. Vallecorsa,²⁰ N. van Remortel,²³ A. Varganov,³⁵ E. Vataga,³⁸ F. Vázquezⁱ,¹⁸ G. Velev,¹⁷ G. Veramendi,²⁴ V. Veszpremi,⁴⁹ R. Vidal,¹⁷ I. Vila,¹¹ R. Vilar,¹¹ T. Vine,³¹ I. Vollrath,³⁴ I. Volobouevⁿ,²⁹ G. Volpi,⁴⁷ F. Würthwein,⁹ P. Wagner,⁵⁴ R.G. Wagner,² R.L. Wagner,¹⁷ J. Wagner,²⁶ W. Wagner,²⁶ R. Wallny,⁸ S.M. Wang,¹ A. Warburton,³⁴ S. Waschke,²¹ D. Waters,³¹ M. Weinberger,⁵⁴ W.C. Wester III,¹⁷ B. Whitehouse,⁵⁷ D. Whiteson,⁴⁶ A.B. Wicklund,² E. Wicklund,¹⁷ G. Williams,³⁴ H.H. Williams,⁴⁶ P. Wilson,¹⁷ B.L. Winer,⁴⁰ P. Wittich^d,¹⁷ S. Wolbers,¹⁷ C. Wolfe,¹³ T. Wright,³⁵ X. Wu,²⁰ S.M. Wynne,³⁰ A. Yagil,¹⁷ K. Yamamoto,⁴² J. Yamaoka,⁵³ T. Yamashita,⁴¹ C. Yang,⁶¹ U.K. Yang^j,¹³ Y.C. Yang,²⁸ W.M. Yao,²⁹ G.P. Yeh,¹⁷ J. Yoh,¹⁷ K. Yorita,¹³ T. Yoshida,⁴² G.B. Yu,⁵⁰ I. Yu,²⁸ S.S. Yu,¹⁷ J.C. Yun,¹⁷ L. Zanello,⁵² A. Zanetti,⁵⁵ I. Zaw,²² X. Zhang,²⁴ J. Zhou,⁵³ and S. Zucchelli⁵

(CDF Collaboration*)

¹*Institute of Physics, Academia Sinica, Taipei, Taiwan 11529, Republic of China*

²*Argonne National Laboratory, Argonne, Illinois 60439*

³*Institut de Fisica d'Altes Energies, Universitat Autònoma de Barcelona, E-08193, Bellaterra (Barcelona), Spain*

⁴*Baylor University, Waco, Texas 76798*

⁵*Istituto Nazionale di Fisica Nucleare, University of Bologna, I-40127 Bologna, Italy*

⁶*Brandeis University, Waltham, Massachusetts 02254*

⁷*University of California, Davis, Davis, California 95616*

⁸*University of California, Los Angeles, Los Angeles, California 90024*

⁹*University of California, San Diego, La Jolla, California 92093*

¹⁰*University of California, Santa Barbara, Santa Barbara, California 93106*

¹¹*Instituto de Fisica de Cantabria, CSIC-University of Cantabria, 39005 Santander, Spain*

¹²*Carnegie Mellon University, Pittsburgh, PA 15213*

¹³*Enrico Fermi Institute, University of Chicago, Chicago, Illinois 60637*

¹⁴*Comenius University, 842 48 Bratislava, Slovakia; Institute of Experimental Physics, 040 01 Kosice, Slovakia*

¹⁵*Joint Institute for Nuclear Research, RU-141980 Dubna, Russia*

¹⁶*Duke University, Durham, North Carolina 27708*

¹⁷*Fermi National Accelerator Laboratory, Batavia, Illinois 60510*

¹⁸*University of Florida, Gainesville, Florida 32611*

¹⁹*Laboratori Nazionali di Frascati, Istituto Nazionale di Fisica Nucleare, I-00044 Frascati, Italy*

²⁰*University of Geneva, CH-1211 Geneva 4, Switzerland*

²¹*Glasgow University, Glasgow G12 8QQ, United Kingdom*

²²*Harvard University, Cambridge, Massachusetts 02138*

²³*Division of High Energy Physics, Department of Physics,*

University of Helsinki and Helsinki Institute of Physics, FIN-00014, Helsinki, Finland

²⁴*University of Illinois, Urbana, Illinois 61801*

- ²⁵The Johns Hopkins University, Baltimore, Maryland 21218
- ²⁶Institut für Experimentelle Kernphysik, Universität Karlsruhe, 76128 Karlsruhe, Germany
- ²⁷High Energy Accelerator Research Organization (KEK), Tsukuba, Ibaraki 305, Japan
- ²⁸Center for High Energy Physics: Kyungpook National University, Taegu 702-701, Korea; Seoul National University, Seoul 151-742, Korea; and SungKyunKwan University, Suwon 440-746, Korea
- ²⁹Ernest Orlando Lawrence Berkeley National Laboratory, Berkeley, California 94720
- ³⁰University of Liverpool, Liverpool L69 7ZE, United Kingdom
- ³¹University College London, London WC1E 6BT, United Kingdom
- ³²Centro de Investigaciones Energeticas Medioambientales y Tecnologicas, E-28040 Madrid, Spain
- ³³Massachusetts Institute of Technology, Cambridge, Massachusetts 02139
- ³⁴Institute of Particle Physics: McGill University, Montréal, Canada H3A 2T8; and University of Toronto, Toronto, Canada M5S 1A7
- ³⁵University of Michigan, Ann Arbor, Michigan 48109
- ³⁶Michigan State University, East Lansing, Michigan 48824
- ³⁷Institution for Theoretical and Experimental Physics, ITEP, Moscow 117259, Russia
- ³⁸University of New Mexico, Albuquerque, New Mexico 87131
- ³⁹Northwestern University, Evanston, Illinois 60208
- ⁴⁰The Ohio State University, Columbus, Ohio 43210
- ⁴¹Okayama University, Okayama 700-8530, Japan
- ⁴²Osaka City University, Osaka 588, Japan
- ⁴³University of Oxford, Oxford OX1 3RH, United Kingdom
- ⁴⁴University of Padova, Istituto Nazionale di Fisica Nucleare, Sezione di Padova-Trento, I-35131 Padova, Italy
- ⁴⁵LPNHE, Université Pierre et Marie Curie/IN2P3-CNRS, UMR7585, Paris, F-75252 France
- ⁴⁶University of Pennsylvania, Philadelphia, Pennsylvania 19104
- ⁴⁷Istituto Nazionale di Fisica Nucleare Pisa, Universities of Pisa, Siena and Scuola Normale Superiore, I-56127 Pisa, Italy
- ⁴⁸University of Pittsburgh, Pittsburgh, Pennsylvania 15260
- ⁴⁹Purdue University, West Lafayette, Indiana 47907
- ⁵⁰University of Rochester, Rochester, New York 14627
- ⁵¹The Rockefeller University, New York, New York 10021
- ⁵²Istituto Nazionale di Fisica Nucleare, Sezione di Roma 1, University of Rome “La Sapienza,” I-00185 Roma, Italy
- ⁵³Rutgers University, Piscataway, New Jersey 08855
- ⁵⁴Texas A&M University, College Station, Texas 77843
- ⁵⁵Istituto Nazionale di Fisica Nucleare, University of Trieste/ Udine, Italy
- ⁵⁶University of Tsukuba, Tsukuba, Ibaraki 305, Japan
- ⁵⁷Tufts University, Medford, Massachusetts 02155
- ⁵⁸Waseda University, Tokyo 169, Japan
- ⁵⁹Wayne State University, Detroit, Michigan 48201
- ⁶⁰University of Wisconsin, Madison, Wisconsin 53706
- ⁶¹Yale University, New Haven, Connecticut 06520
- (Dated: November 18, 2018)

We report a search for the anomalous production of events with multiple charged leptons in $p\bar{p}$ collisions at $\sqrt{s} = 1.96$ TeV using a data sample corresponding to an integrated luminosity of 346 pb^{-1} collected by the CDF II detector at the Fermilab Tevatron. The search is divided into three-lepton and four-or-more-lepton data samples. We observe six events in the three-lepton sample and zero events in the ≥ 4 -lepton sample. Both numbers of events are consistent with standard model background expectations. Within the framework of an R-parity violating supergravity model, the results are interpreted as mass limits on the lightest neutralino ($\tilde{\chi}_1^0$) and chargino ($\tilde{\chi}_1^\pm$) particles. For one particular choice of model parameters, the limits are $M(\tilde{\chi}_1^0) > 110 \text{ GeV}/c^2$ and $M(\tilde{\chi}_1^\pm) > 203 \text{ GeV}/c^2$ at 95% confidence level; the variation of these mass limits with model parameters is presented.

PACS numbers: 13.85.Qk 12.60.Jv 13.85.Rm 14.80.Ly 13.85-t

*With visitors from ^aUniversity of Athens, ^bUniversity of Bristol, ^cUniversity Libre de Bruxelles, ^dCornell University, ^eUniversity of Cyprus, ^fUniversity of Dublin, ^gUniversity of

Edinburgh, ^hUniversity of Heidelberg, ⁱUniversidad Iberoamericana, ^jUniversity of Manchester, ^kNagasaki Institute of Applied Science, ^lUniversity de Oviedo, ^mUniversity of London, Queen

Numerous attempts to resolve theoretical problems with the standard model of elementary particle physics (SM) require the existence of new particles with masses at the electroweak scale, $\sim 100 \text{ GeV}/c^2$ [1, 2, 3, 4]. At the Tevatron and LHC hadron colliders, the production cross sections for these particles are predicted to be orders of magnitude smaller than for SM processes. Analysis methods for reducing background levels while preserving new physics signals include searching for leptons (ℓ) [5] with large momentum transverse to the beam axis (p_T), like-sign leptons, or signatures with transverse energy imbalance (\cancel{E}_T). Requiring several leptons effectively reduces the SM backgrounds while maintaining sensitivity to low \cancel{E}_T regions. In this Letter, we present a search for an excess of events containing three or more leptons above the SM prediction. We use a data sample with an integrated luminosity of 346 pb^{-1} of $p\bar{p}$ collisions at $\sqrt{s} = 1.96 \text{ TeV}$ collected by the CDF II detector from March 2002 to August 2004.

Several new physics models predict final states with four or more leptons that can be produced in $p\bar{p}$ collisions, including R-parity violating supersymmetry (\tilde{R}_p SUSY) [6], non-minimal supersymmetric models (nMSSM) [7], and production of doubly-charged Higgs pairs [8]. In \tilde{R}_p SUSY, the lightest supersymmetric particle (LSP) may decay directly into two leptons and a neutrino. With a pair of LSPs in each event, there could be at least four leptons plus \cancel{E}_T . Another possibility is the nMSSM, which includes an expanded Higgs sector and their supersymmetric partners. ‘‘Cascade’’ decays of these particles may result in multiple leptons, jets, and less \cancel{E}_T than in other SUSY models. Alternatively, doubly-charged Higgs ($H^{\pm\pm}$) may be produced in pairs in left-right symmetric models [9]. Under certain conditions, the $H^{\pm\pm}$ primarily decays into two leptons, producing a final state of four leptons without \cancel{E}_T or jets. In order to be sensitive to multiple new physics models, no \cancel{E}_T or jet cuts are applied. The results of this search are interpreted using an \tilde{R}_p SUSY model within an mSUGRA framework only. A brief introduction to mSUGRA and \tilde{R}_p SUSY phenomenology is included below.

In the minimal supersymmetric model [4], there are two Higgs doublets, as well as supersymmetric partners for every SM particle that differ by $1/2$ unit of spin. The superpartners of the electroweak gauge bosons and Higgs bosons mix to produce four neutral mass states ($\tilde{\chi}_{1-4}^0$) and four charged states ($\tilde{\chi}_{1,2}^\pm$). The supergravity framework (mSUGRA) [3] has five free parameters: the universal gaugino mass ($M_{1/2}$), the universal scalar mass (M_0), the ratio of the Higgs vacuum expectation values ($\tan\beta$), the trilinear coupling (A_0), and the sign of the higgsino mass parameter (μ).

R-parity (R_p) is a quantum number defined such that

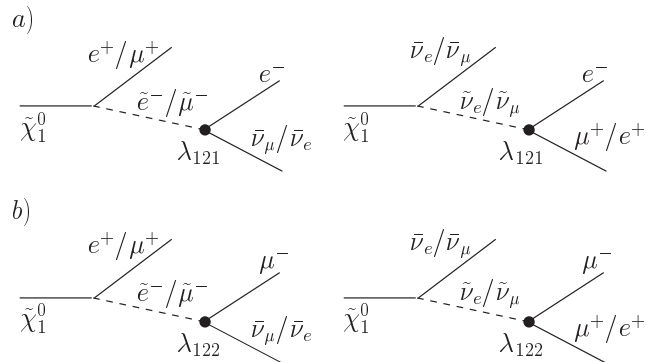


FIG. 1: Lowest order Feynman diagrams for \tilde{R}_p SUSY decay of the LSP via virtual sleptons governed by a) the λ_{121} coupling, and b) the λ_{122} coupling.

all SM particles have value $+1$ and all superpartners have value -1 . Many searches assume that R_p is conserved so that the LSP is stable, although there are viable SUSY models with R_p violation. One scenario includes a single \tilde{R}_p term in the renormalizable superpotential, $\lambda_{ijk} L_i L_j \bar{E}_k$, where λ_{ijk} are lepton number violating coupling strengths; i, j , and k are family indices ranging from 1-3; L_i is the left-handed lepton doublet superfield; and \bar{E}_i is the right-handed charged lepton singlet superfield. In this scenario, superpartners are produced in pairs at hadron colliders. Muon decay measurements [6] constrain $\lambda_{12k} \lesssim 0.14$ so that heavier superpartners will cascade decay into the LSP with nearly 100% branching ratio, producing at least two LSPs per event. The LSP, which is the $\tilde{\chi}_1^0$ in mSUGRA for the values of $M_{1/2}$ pertinent to this study, will then decay into two leptons plus a neutrino, as shown in Fig. 1, resulting in a final state of four or more leptons. The detector acceptance limits our sensitivity to $\lambda_{12k} \gtrsim 3 \cdot 10^{-3}$, since a smaller value will result in the LSP decaying far from the interaction region [10]. At least two of the four leptons will be electrons (muons) for LSP decays governed by the λ_{121} (λ_{122}) coupling. Final states with taus are not used since they are less efficiently identified. Recently, lower mass limits have been set by the DØ Collaboration on the $\tilde{\chi}_1^0$ ranging from 115-119 GeV/c^2 and on the $\tilde{\chi}_1^\pm$ from 229-234 GeV/c^2 in this type of \tilde{R}_p SUSY model, by searching for three leptons plus \cancel{E}_T [11]. Previously, the limits from LEP were $\sim 53 \text{ GeV}/c^2$ on the $\tilde{\chi}_1^0$ and 103 GeV/c^2 on the $\tilde{\chi}_1^\pm$ [12].

The components of the CDF II detector relevant to this analysis are briefly described here; a more complete description can be found elsewhere [13]. The p_T and η [14] of charged particles are measured by a silicon strip detector [15] and a 96-layer drift chamber (COT) [16] inside a 1.4 T solenoidal magnetic field. The COT provides coverage with high efficiency for $|\eta| < 1$. For $1 < |\eta| < 2$, the silicon detector is mainly used. Electromagnetic (EM) and hadronic calorimeters surround the tracking system. They are segmented in a projective tower geometry and

measure energies of charged and neutral particles in the central ($|\eta| < 1$) and end-plug ($1.1 < |\eta| < 3.6$) regions. Each calorimeter has an EM shower profile detector positioned at the shower maximum. Four layers of planar drift chambers located outside the central hadron calorimeters and another set behind a 60 cm thick steel absorber detect muons with $|\eta| < 0.6$. Additional drift chambers and scintillation counters detect muons in the region $0.6 < |\eta| < 1.0$. Gas Cherenkov counters [17] measure the average number of inelastic $p\bar{p}$ collisions per bunch crossing and thereby determine the luminosity.

Electron identification criteria include a reconstructed track associated with a cluster of energy in the EM calorimeter for $|\eta| < 2.0$. “Tight” central electrons and end-plug electrons are required to have high track quality, calorimeter cluster E_T that is consistent with the track p_T , a high fraction (usually 95%) of the total calorimeter energy deposition in the EM section, and an EM lateral shower profile consistent with test beam measurements. A “loose” central electron sample is also collected by removing the shower profile requirements. Muons are identified for $|\eta| < 1$ by a charged track consistent with being minimum ionizing in the calorimeters matched to a reconstructed track segment (“stub”) in one of the muon drift chambers. Stubless muons are also accepted for $|\eta| < 1$ if all other criteria are satisfied except for the stub requirement and the track does not point to any of the muon drift chambers. All tracks associated with electrons or muons must be consistent with being produced at the $p\bar{p}$ collision point. Leptons are required to be separated from each other by $\Delta R = \sqrt{(\Delta\eta)^2 + (\Delta\phi)^2} > 0.4$ and to have $|z| < 60$ cm at the point of closest approach to the primary vertex. Leptons are required to be isolated such that E_T^{iso} divided by the E_T of the electron or p_T of the muon is less than 0.1, where E_T^{iso} is the transverse energy within a cone of $\Delta R < 0.4$ that is unassociated with the lepton.

The data were collected with lepton triggers requiring at least one central electron (muon) candidate with $E_T > 18$ GeV ($p_T > 18$ GeV/c). We select events with two or more leptons that have E_T (p_T) > 20 , 8, and 5 GeV (GeV/c) for the first, second, and additional leptons, respectively. At least one identified lepton must pass the trigger requirements. From this sample, trilepton and ≥ 4 -lepton events that pass additional cuts (described below) are used as signal candidates, while dilepton events are used to validate the background prediction.

Several SM processes result in final states with three or more isolated leptons. The dominant contributions include dileptons from the Drell-Yan Z/γ^* process (DY) with additional leptons from photon conversions or misidentified jets, and secondary contributions from diboson (WZ , ZZ) production. Except for those due to misidentified jets, the backgrounds are estimated using Monte Carlo (MC) simulation. The simulated detector acceptances are not a 100% accurate representation of the data and therefore are corrected by $\epsilon_{\text{data}}/\epsilon_{\text{MC}}$,

where ϵ_{data} (ϵ_{MC}) is the efficiency for lepton reconstruction, lepton identification, and photon conversion removal requirements measured in data (MC). This correction varies from 0.6-1.0 per event, depending on the number and types of identified leptons. Lepton reconstruction and identification efficiencies are measured from DY and J/ψ dilepton events in data and MC simulation. Trigger efficiencies are determined from $W \rightarrow e\nu$ events for electrons and from $Z \rightarrow \mu\mu$ events for muons. The probability for a jet to be mis-identified as a lepton is determined as a function of E_T for electrons and p_T for muons from jet data samples, by counting the numbers of jets that remain after applying the lepton identification requirements. A similar procedure is described in more detail in [18].

Samples of \tilde{R}_p SUSY simulated events are generated using PYTHIA [19] within the mSUGRA framework with input of the supersymmetric couplings and particle masses from ISAJET [20]. For each point in the SUSY parameter space, the next-to-leading-order cross section is calculated with PROSPINO2 [21]. In all cases $\tilde{\chi}_2^0\tilde{\chi}_1^\pm$ and $\tilde{\chi}_1^\pm\tilde{\chi}_1^\mp$ production dominate and are the only processes generated. The $\tilde{\chi}_1^0$ mass, which is roughly proportional to $M_{1/2}$, has the largest impact on the signal acceptance. The $\tilde{\chi}_1^0$ mass is also affected by the $\text{sign}(\mu)$, but has little dependence on M_0 , $\tan\beta$, and A_0 . Therefore, three of the five mSUGRA parameters are held constant: $M_0 = 250$ GeV/ c^2 , $\tan\beta = 5$, and $A_0 = 0$; while $\text{sign}(\mu)$ and $M_{1/2}$ are allowed to vary. Since the $\tilde{\chi}_1^0$ mass decreases with larger values of M_0 and $\tan\beta$, the chosen values are expected to produce conservative results.

To reduce SM background contamination, an event is removed if any of the following conditions are met for opposite-sign, same-flavor lepton pairs: invariant mass between 76-106 GeV/ c^2 (“Z veto”), invariant mass below 15 GeV/ c^2 , or $160^\circ < \Delta\phi < 200^\circ$. Identified cosmic ray events are removed. Electrons are removed if there is a partner track identified as coming from a photon conversion. An event is also rejected if the invariant mass of the two highest transverse energy leptons is below 20 GeV/ c^2 to reduce heavy flavor and radiative photon conversion backgrounds. In order to improve signal-to-background in the 3-lepton data sample only, we require that one of the two leading leptons be an electron when evaluating the λ_{121} scenario, and a muon for the λ_{122} scenario. This definition leads to a 22% overlap for the background and $\sim 15\%$ overlap for the signal (depending on model parameters) between the trilepton event samples. After all selection criteria, the signal acceptances are $\sim 11\%$ and $\sim 4\%$ for the trilepton and ≥ 4 -lepton data samples, respectively.

Uncertainties are determined separately for SM background and \tilde{R}_p SUSY expectations, in each data sample. The sources of systematic uncertainty on the trilepton background prediction include jets misidentified as leptons (12-13%), lepton identification efficiency (5-6%), luminosity measurement (6%), choice of parton distribution functions (2%), cross section (5-6%), photon con-

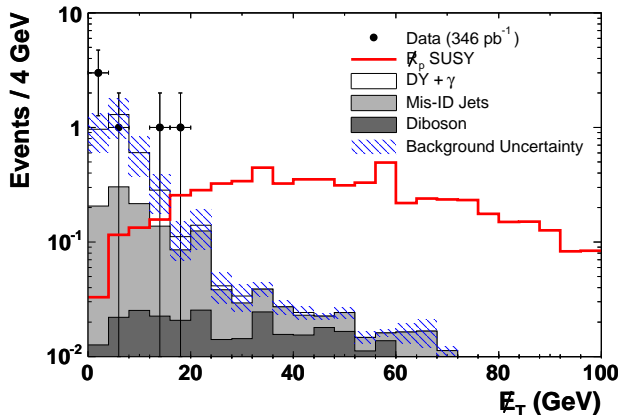


FIG. 2: \cancel{E}_T for events in the trilepton signal samples. For comparison, an \tilde{R}_p SUSY sample is shown with $M(\tilde{\chi}_1^0) = 99$ GeV/c^2 .

version identification (3%), and initial state radiation (4%). For events with ≥ 4 -leptons, the uncertainty on the background is dominated by jets misidentified as leptons (41%) and $Z/\gamma^* + \gamma$ MC statistics (38%). The total systematic uncertainty on the signal acceptance ranges from 12-15%, based on the number and types of leptons, where the largest contribution is due to the uncertainty on the low- p_T (< 20 GeV/c) lepton identification efficiency.

The background prediction is validated through the use of control regions in which one or more of the event selection criteria are inverted. For each control region, the SM prediction is compared to the data, as shown in Table I. In the ee and $\mu\mu$ dilepton control regions, the background is dominated by DY. In the case of $e\mu$ control regions, the largest background is $Z/\gamma^* \rightarrow \tau\tau$; however, there are also significant contributions from WW , $t\bar{t}$, and jets misidentified as leptons. For trilepton control regions, the largest backgrounds originate from DY events where the third lepton is due to either a photon conversion or a misidentified jet. The agreement between predicted and observed events in the control regions indicates that the backgrounds are validated, and we proceed to examine the signal data samples.

In the trilepton data samples, a total of 6 events are observed: 5 events with an expected background of 3.1 ± 0.7 (stat.) ± 0.4 (syst.) events for the λ_{121} scenario, and one event with an expected background of 1.9 ± 1.0 (stat.) ± 0.3 (syst.) events for the λ_{122} scenario. The \cancel{E}_T distribution of the observed events are consistent with the background prediction, as shown in Fig. 2. No events are observed in the ≥ 4 -lepton data sample, with an expected background of 0.008 ± 0.003 (stat.) ± 0.003 (syst.) events. We interpret the results as being consistent with the hypothesis of no signal and therefore set mass limits on the $\tilde{\chi}_1^0$ and $\tilde{\chi}_1^\pm$ particles. The cross section limits are calculated by combining the 3-lepton and ≥ 4 -lepton signal samples using a

TABLE I: Predicted and observed events found in the control and signal samples. The leptons are listed in order of decreasing transverse energy. The first lepton must either be a tight central electron or “stub muon.” Systematic and statistical uncertainties are added in quadrature.

Region	Criteria Failed	Predicted Background Events	Observed
Two-Lepton Control Samples			
ee	Z veto	13948 ± 1536	14019
ee		2142 ± 230	2125
$\mu\mu$	Z veto	7474 ± 809	7499
$\mu\mu$		1264 ± 141	1339
$e\mu$		117.6 ± 12.9	112
μe		186.8 ± 22.9	203
Three-Lepton Control Samples			
eel	Z veto	8.8 ± 1.9	12
$\mu\mu l$	Z veto	5.1 ± 1.2	2
$e\mu l$	Z veto	0.55 ± 0.04	0
lll	Z veto	14.4 ± 2.9	14
eel	$\Delta\phi$ only	2.1 ± 0.3	2
$\mu\mu l$	$\Delta\phi$ only	1.2 ± 0.2	4
$e\mu l$	$\Delta\phi$ only	0.35 ± 0.04	0
lll	$\Delta\phi$ only	3.7 ± 0.3	6
Four-or-More-Lepton Control Samples			
$llll$	Z veto	0.15 ± 0.02	0
$llll$	$\Delta\phi$ only	0.006 ± 0.003	0
Three-Lepton Signal Samples			
λ_{121} scenario		3.1 ± 0.8	5
λ_{122} scenario		1.9 ± 1.0	1
Four-or-More-Lepton Signal Sample			
$\lambda_{121}, \lambda_{122}$ scenarios		0.008 ± 0.004	0

TABLE II: Expected and observed 95% C.L. limits on the $\tilde{\chi}_1^0$ and $\tilde{\chi}_1^\pm$ masses for $3 \cdot 10^{-3} \lesssim \lambda_{12k} < 0.14$, $M_0 = 250$ GeV/c^2 , $\tan\beta = 5$, and $A_0 = 0$.

\tilde{R}_p SUSY scenario	$M(\tilde{\chi}_1^0)$ [GeV/c^2]		$M(\tilde{\chi}_1^\pm)$ [GeV/c^2]	
	exp.	obs.	exp.	obs.
$\lambda_{121}, \mu > 0$	105	102	192	185
$\lambda_{121}, \mu < 0$	101	98	192	186
$\lambda_{122}, \mu > 0$	108	110	198	203
$\lambda_{122}, \mu < 0$	103	106	195	202

multi-channel Bayesian method similar to [22], shown for one \tilde{R}_p SUSY scenario in Fig. 3. The limit calculation takes into account correlations between the 3-lepton and ≥ 4 -lepton samples. The resulting mass limits, at 95% confidence level (C.L.), are presented in Table II.

In conclusion, we have performed a search for anomalous production of events with three or more leptons us-

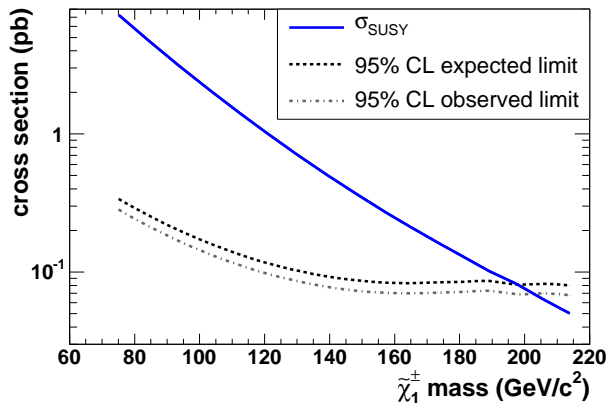


FIG. 3: Experimental 95% C.L. cross section limits and theoretical \mathcal{R}_p SUSY cross sections versus LSP mass, for $3 \cdot 10^{-3} \lesssim \lambda_{122} < 0.14$, $M_0 = 250 \text{ GeV}/c^2$, $\tan\beta = 5$, $A_0 = 0$, and $\mu > 0$.

ing a sample of CDF Run II data corresponding to 346 pb^{-1} of integrated luminosity. Finding results consistent with the SM, we set limits on the $\tilde{\chi}_1^0$ and $\tilde{\chi}_1^\pm$ masses within an mSUGRA framework. The $\tilde{\chi}_1^0$ mass limits range from 98 to 110 GeV/c^2 , while the chargino mass limits range from 185 to 203 GeV/c^2 at 95% C.L. de-

pending on the choice of model parameters. These results significantly improve upon the LEP limits [12] and are comparable to the DØ limits [11]. While no evidence for new physics was found, the ≥ 4 -lepton data sample is virtually background free and provides an excellent technique for detecting new physics with more luminosity in the future.

We thank the Fermilab staff and the technical staffs of the participating institutions for their vital contributions. This work was supported by the U.S. Department of Energy and National Science Foundation; the Italian Istituto Nazionale di Fisica Nucleare; the Ministry of Education, Culture, Sports, Science and Technology of Japan; the Natural Sciences and Engineering Research Council of Canada; the National Science Council of the Republic of China; the Swiss National Science Foundation; the A.P. Sloan Foundation; the Bundesministerium für Bildung und Forschung, Germany; the Korean Science and Engineering Foundation and the Korean Research Foundation; the Particle Physics and Astronomy Research Council and the Royal Society, UK; the Russian Foundation for Basic Research; the Comisión Interministerial de Ciencia y Tecnología, Spain; in part by the European Community's Human Potential Programme under contract HPRN-CT-2002-00292; and the Academy of Finland.

-
- [1] J. C. Pati and A. Salam, *Phys. Rev. D* **10**, 275 (1974).
[2] R. D. Peccei and H.R. Quinn, *Phys. Rev. Lett.* **38**, 1440 (1977); S. Weinberg, *ibid.*, **40**, 223 (1978).
[3] H. P. Nilles, *Phys. Rep.* **110**, 1 (1984).
[4] H. E. Haber and G. I. Kane, *Phys. Rep.* **117**, 75 (1985).
[5] In this paper, the word “lepton” refers to electrons and muons.
[6] R. Barbier *et al.*, *Phys. Rep.* **420**, 1 (2005).
[7] V. Barger, P. Langacker, and H.-S. Lee, hep-ph/0508027.
[8] M. Mühlleitner and M. Spira, *Phys. Rev. D* **68**, 117701 (2003).
[9] R. N. Mohapatra and G. Senjanovic, *Phys. Rev. D* **11**, 566 (1975); **12**, 1502, (1975); **23**, 165, (1981).
[10] A. Attal, FERMILAB-THESIS-2006-25 (2006).
[11] V. M. Abazov *et al.* (DØ Collaboration), *Phys. Lett. B* **638**, 441 (2006).
[12] A. Heister *et al.* (ALEPH Collaboration), *Eur. Phys. J. C* **31**, 1 (2003); P. Achard *et al.* (L3 Collaboration), *Phys. Lett. B* **524**, 65 (2002); R. Barbier *et al.* (DELPHI Collaboration) DELPHI 2002-036 CONF 570 (2002); OPAL Collaboration, OPAL Physics Note PN470 (2001).
[13] D. Acosta *et al.* (CDF Collaboration), *Phys. Rev. D* **71**, 32001 (2005).
[14] In the CDF geometry, θ is the polar angle with respect to the proton beam axis (positive z direction), and ϕ is the azimuthal angle. The pseudorapidity is $\eta = -\ln[\tan(\theta/2)]$. The transverse energy, E_T , of a shower or calorimeter tower is $E \sin \theta$, where E is the energy deposited. The missing transverse energy is defined by $\cancel{E}_T = |\sum_i E_T^i \hat{n}_i|$, where \hat{n}_i is the transverse component of the unit vector pointing from the interaction point to calorimeter tower i .
[15] A. Sill *et al.*, *Nucl. Instrum. Methods A* **447**, 1 (2000).
[16] T. Affolder *et al.*, *Nucl. Instrum. Methods A* **526**, 249 (2004).
[17] D. Acosta *et al.*, *Nucl. Instrum. Methods A* **461**, 540 (2001).
[18] D. Acosta *et al.* (CDF Collaboration), *Phys. Rev. D* **71**, 091105 (2005).
[19] T. Sjöstrand *et al.*, *Comput. Phys. Commun.* **135**, 238 (2001). Version 6.216.
[20] H. Baer *et al.*, hep-ph/0312045. Version 7.51.
[21] W. Beenakker *et al.*, *Phys. Rev. Lett.* **83**, 3780 (1999).
[22] J. Heinrich *et al.*, physics/0409129 (2004).