

Unfolding Convex Polyhedra via Quasigeodesics

Jin-ichi Itoh* Joseph O'Rourke† Costin Vilcu‡/

November 6, 2021

Abstract

We show that cutting shortest paths from every vertex of a convex polyhedron to a simple closed quasigeodesic, and cutting all but a short segment of the quasigeodesic, unfolds the surface to a planar simple polygon.

1 Introduction

There are two general methods known to unfold the surface P of any convex polyhedron to a simple polygon in the plane: the source unfolding and the star unfolding. Here we define a third general method that is based on the existence of simple closed quasigeodesics on P .

Both the source and the star unfolding are based on a point $x \in P$. The *source unfolding* cuts the *cut locus* of x : the closure of set of all those points y to which there is more than one shortest path from x . Alternatively, the cut locus is the set of all extremities (different from x) of maximal (with respect to inclusion) shortest paths starting at x . The notion of cut locus was introduced by Poincaré [Poi05] in 1905, and since then has gained an important place in global Riemannian geometry; see, e.g., [Kob67] or [Sak96]. The source unfolding has been studied for polyhedral surfaces since [SS86] (where the cut locus is called the “ridge tree”). The *star unfolding* cuts the shortest paths from x to every vertex of P . The idea goes back to Alexandrov [Ale50, p. 181];¹ that it unfolds P to a simple polygon was established in [AO92].

In this note we describe a third method to unfold any convex polyhedron to a simple polygon, answering a question raised in [DO07, p. 307].

*Dept. Math., Faculty Educ., Kumamoto Univ., Kumamoto 860-8555, Japan. j-ito@kumamoto-u.ac.jp

†Dept. Comput. Sci., Smith College, Northampton, MA 01063, USA. orourke@cs.smith.edu.

‡Inst. Math. ‘Simion Stoilow’ Romanian Acad., P.O. Box 1-764, RO-014700 Bucharest, Romania. Costin.Vilcu@imar.ro.

¹ It is called the “Alexandrov unfolding” in [MP06].

Quasigeodesics. A geodesic is a locally shortest path on a smooth surface. A quasigeodesic is a generalization that extends the notion to nondifferentiable, and in particular, to polyhedral surfaces. Let Γ be any directed curve on a convex surface P , and $p \in \Gamma$ be any point in the relative interior of Γ , i.e., not an endpoint. Let $\lambda(p)$ be the total face angle incident to the left side of $p \in \Gamma$, and $\rho(p)$ the angle to the right side. If Γ is a geodesic, then $\lambda(p)=\rho(p) = \pi$. A *quasigeodesic* Γ loosens this condition to $\lambda(p) \leq \pi$ and $\rho(p) \leq \pi$, again for all p interior to Γ [AZ67, p. 16] [Pog73, p. 28]. Quasigeodesics can pass through vertices of P , whereas a geodesic can never include a vertex (because such a path is never locally shortest). A *closed quasigeodesic* is a closed curve on P that is quasigeodesic throughout its length. Pogorelov showed that any convex polyhedron P has at least three simple closed quasigeodesics [Pog49], extending the celebrated earlier result of Lyusternik-Schnirelmann showing that the same holds for geodesics on differentiable convex surfaces.

Although both the source and the star unfolding have found application [AAOS97], there is an impediment to employing this new quasigeodesic unfolding in any application: there is no algorithm known that will find a simple closed quasigeodesic in polynomial time: Open Problem 24.2 [DO07, p. 374].

Curvature. Let $\gamma(p)$ be the curvature at any point $p \in P$, i.e., the *angle deficit*: 2π minus the sum of the face angles incident to p . The curvature is only nonzero at vertices of P ; at each vertex it is positive because P is convex. By the Gauss-Bonnet theorem, a simple closed geodesic partitions the curvature into 2π in each “hemisphere” of P . For quasigeodesics that pass through vertices, the curvature in each half is $\leq 2\pi$.

Let \mathcal{Q} be a simple closed quasigeodesic on P , and let the two surface “halves” delimited by \mathcal{Q} be P_1 and P_2 , with $\mathcal{Q} = P_1 \cap P_2$.

2 Quasigeodesic Unfolding

We now describe the unfolding procedure, which consists of three main steps after identifying a simple closed quasigeodesic \mathcal{Q} :

1. Select shortest paths $\text{sp}(v)$ from each $v \in P_i$ to \mathcal{Q} .
2. Cut along $\text{sp}(v)$ and flatten each half.
3. Cut along \mathcal{Q} , joining the two halves at an uncut segment s .

We will use a cube as an illustrative example throughout. Let \mathcal{Q} be the closed quasigeodesic (v_0, v_5, v_7) on the surface of the cube labeled as in Figure 1. There is π angle incident to the right at v_5 , and $\pi/2$ incident to the left; and similarly at v_0 and v_7 . At all other points $p \in \mathcal{Q}$, $\lambda(p)=\rho(p) = \pi$. Thus \mathcal{Q} is indeed a quasigeodesic. We will call the right half (including v_1) P_1 , and the left half P_2 .

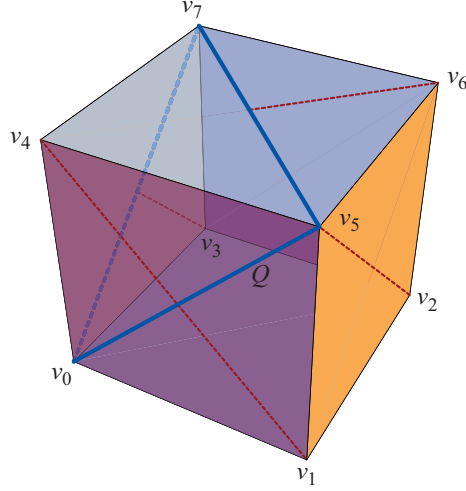


Figure 1: Cube and quasigeodesic $\mathcal{Q} = (v_0, v_5, v_7)$. Shortest paths $\text{sp}(v_i)$ marked in red.

2.1 Shortest Paths.

The unfolding begins by cutting shortest paths from each vertex to \mathcal{Q} . For any vertex $v \in P_i$ (and not on \mathcal{Q}), select one shortest path $\text{sp}(v)$ from v to a point $q(v) \in \mathcal{Q}$ that realizes the shortest distance in P_i between v and (any point of) \mathcal{Q} . (There could be several shortest paths tied for this minimum; $\text{sp}(v)$ is chosen arbitrarily among these.)

In Figure 1, the paths from $\{v_1, v_3, v_6\}$ are uniquely shortest. From v_2 there are three paths tied for shortest, and from v_4 also three are tied.

A central fact that enables the construction is this key lemma from [HIV07, Cor. 1]:

Lemma 1 *Let \mathcal{Q} be a simple closed quasigeodesic on a convex surface S , and p any point of S not on \mathcal{Q} . Then $\text{sp}(p)$ is the unique shortest path from p to \mathcal{Q} , and it is orthogonal to \mathcal{Q} .*

The orthogonality is evident in Figure 2(a) below. (Note that this lemma does not say that the shortest path from p to \mathcal{Q} is unique, but that, among those that are tied for shortest, each is the unique shortest path between its two endpoints.)

A second fact we need concerning these shortest paths is that they are disjoint:

Lemma 2 *Any two shortest paths $\text{sp}(v_1)$ and $\text{sp}(v_2)$ are disjoint, for distinct vertices $v_1, v_2 \in P_1$.*

We defer the proof (which is not difficult) to Section 3. The lemma assures that the cuttings along $\text{sp}(v)$ do not interfere with one another.

2.2 Flattening the Halves.

The next step is to flatten each half P_1 and P_2 (independently) by suturing in additional surface along each $\text{sp}(v)$ path. The basic idea goes back to Alexandrov [Ale05][p. 241, Fig. 103], and was used also in [IV08]. Let L be the length $|\text{sp}(v)|$ of a shortest path, and let $\gamma = \gamma(v) > 0$ be the curvature at v . We glue into $\text{sp}(v) = (v, q(v))$ the isosceles triangle \triangle with apex angle γ gluing to v , and incident sides of length L gluing along $\text{sp}(v)$. This is illustrated in Figure 2, where we show the faces incident to \mathcal{Q} in a planar development in (a) and (c), and after gluing in the triangles in (b) and (d). We display this in the plane for convenience of presentation; the triangle insertion should be viewed as operations on the manifolds P_1 and P_2 , each independently.

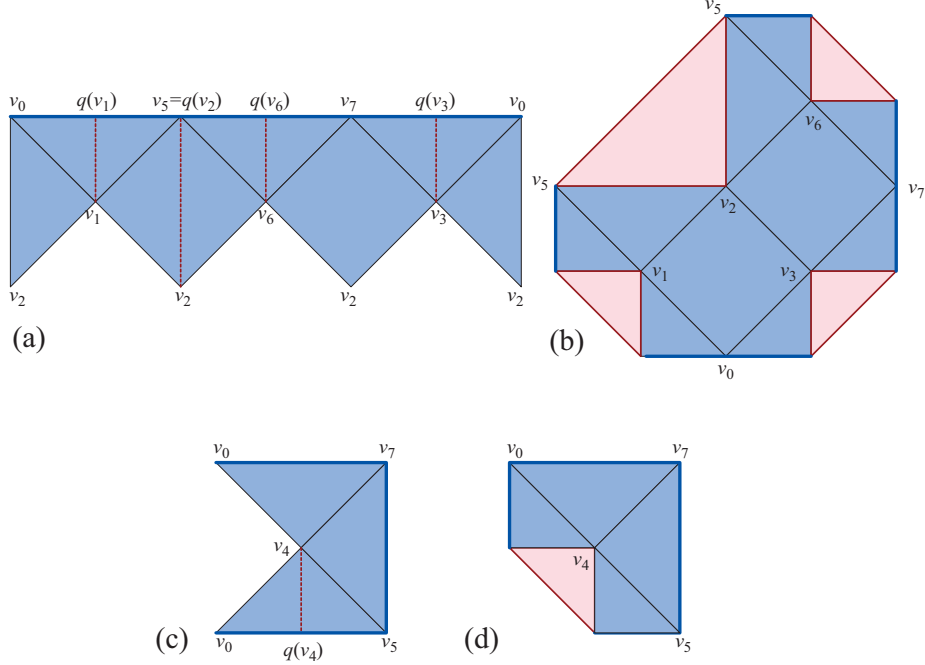


Figure 2: (a,b) Flattening P_1 by insertion of triangles (red) along the shortest paths $\text{sp}(v_i) = (v_i, q(v_i))$. (c,d) Flattening P_2 .

This procedure only works if $\gamma < \pi$, for γ becomes the apex of the inserted triangle \triangle . If $\gamma \geq \pi$, we glue in two triangles of apex angle $\gamma/2$, both with their apexes at v .² Slightly abusing notation, we use \triangle to represent these two triangles together. By the Gauss-Bonnet theorem, the total curvature in P_i is $\leq 2\pi$, and in fact we must have $\gamma < 2\pi$ for any one vertex v (else there would be no face angle at v), so $\gamma/2 < \pi$ and this insertion is indeed well defined.

² One can view this as having two vertices with half the curvature collocated at v .

We should remark that an alternative method of handling $\gamma \geq \pi$ would be to simply not glue in anything to the at most one vertex v with $\gamma(v) \geq \pi$, in which case we still obtain the lemma below (for a different P'_i), leading to the exact same unfolding.

Now, because γ is the curvature (angle deficit) at v , gluing in \triangle there flattens v to have total incident angle 2π . Thus v disappears from P_i (and two new vertices are created along \mathcal{Q}).

Call the new manifolds with boundary after insertion of all \triangle 's P'_1 and P'_2 .

Lemma 3 P'_i is a planar convex polygon.

Proof: P'_i is clearly a topological disk: P_i is, and the insertions of \triangle 's maintains it a disk. At every interior point of P'_i , the curvature is zero by construction. So the interior is flat. It only remains to show that the surface angle at each point of the boundary is convex. This follows from the orthogonality of $\text{sp}(v)$ guaranteed by Lemma 1, as the base angle of the inserted triangle(s) is $\pi/2 - \gamma/2$ for $\gamma < \pi$, or $\pi/2 - \gamma/4$ for $\gamma \geq \pi$ (see Figure 3), so the new angle is smaller than π by $\gamma/2$ or $\gamma/4$. Thus P'_i is a planar convex polygon. \square

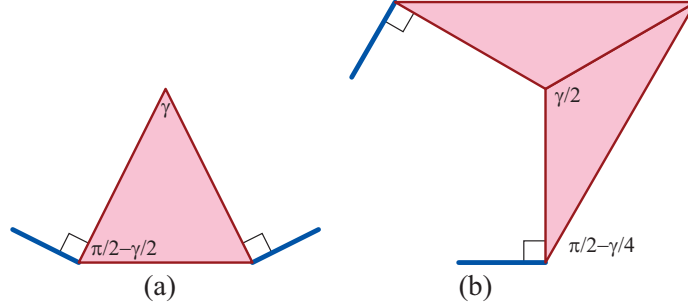


Figure 3: Lemma 3: (a) $\gamma < \pi$; (b) $\gamma \geq \pi$.

See Figure 2(b,d). Note that, when the total curvature in P_i is 2π then the straight development of \mathcal{Q} is turned 2π by the \triangle insertions, as in (b) of the figure. When the total curvature in P_i is $< 2\pi$, the development of \mathcal{Q} is not straight, but the \triangle insertions turn it exactly the additional amount needed to close it to 2π , as in (d) of the figure.

2.3 Joining the Halves.

The third and final step of the unfolding procedure is to select a segment s of \mathcal{Q} whose interior contains no v nor $q(v)$, and to cut all of \mathcal{Q} except for s . In our example, we choose $s = (v_5, q(v_6))$. Then lay out s horizontal in the plane, and arrange the convex polygons P'_i above and below, joined along s . Because they are convex and separated by the line through s , they do not overlap. Removing the inserted triangles \triangle results in an unfolding of the original P . See Figure 4.

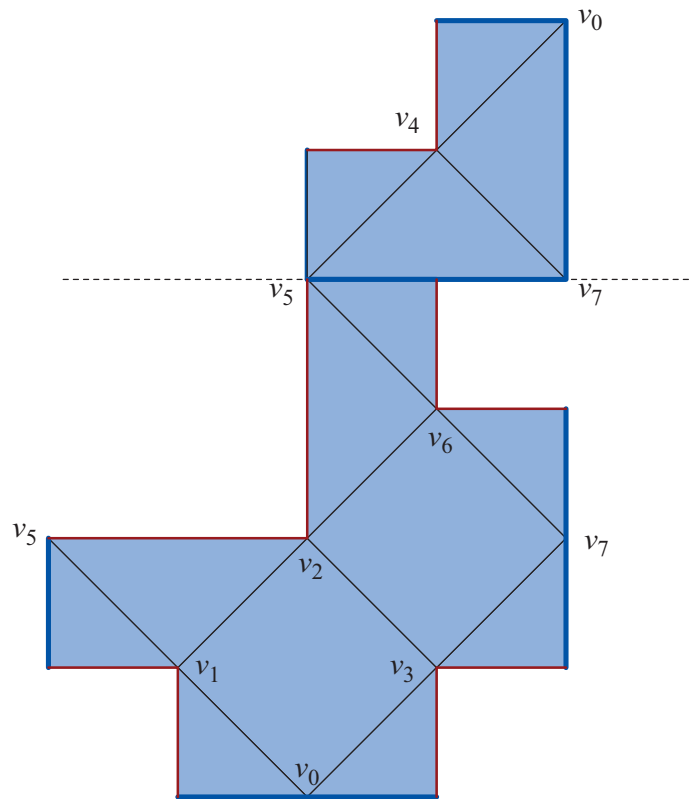


Figure 4: Unfolding of the cube shown in Figure 1. The top and bottom “halves” derive from the convex polygons shown in Fig. 2(d) [top half, rotated 90°] and (b) [bottom half].

It should be clear now that this procedure works for any convex polyhedron:

Theorem 4 *Let \mathcal{Q} be a simple closed quasigeodesic on a convex polyhedron surface P . Cutting shortest paths from every vertex to \mathcal{Q} , and cutting all but a segment s of \mathcal{Q} free of vertices and shortest path endpoints, unfolds P to a simple planar polygon.*

As s is chosen arbitrarily, the position of P'_i with respect to the support line of s depends on this choice.

3 Proof of Lemma 2

Lemma 2 *Any two shortest paths $\text{sp}(v_1)$ and $\text{sp}(v_2)$ are disjoint, for distinct vertices $v_1, v_2 \in P_1$.*

Proof: Suppose for contradiction that at least one point x is shared: $x \in \text{sp}(v_1) \cap \text{sp}(v_2)$. We consider four cases: one shortest path is a subset of the other, the shortest paths cross, the shortest paths touch at an interior point but do not cross, or their endpoints coincide.

1. $\text{sp}(v_2) \subset \text{sp}(v_1)$. Then $\text{sp}(v_1)$ contains a vertex v_2 in its interior, which violates a property of shortest paths [SS86, Lem. 4.1].
2. $\text{sp}(v_1)$ and $\text{sp}(v_2)$ cross properly at x . It must be that $|(x, q(v_1))| = |(x, q(v_2))|$, otherwise both paths would follow whichever tail is shorter. But now it is possible to shortcut the path in the vicinity of x via σ as shown in Figure 5(a), and the path $(v_1, \sigma, q(v_2))$ is shorter than $\text{sp}(v_1)$.
3. $\text{sp}(v_1)$ and $\text{sp}(v_2)$ touch at x but do not cross properly there. Then there is a shortcut σ to one side (the side with angle $< \pi$), as shown in Figure 5(b).
4. $q(v_1) = q(v_2)$. Then from Lemma 1, we know the two paths are orthogonal to the quasigeodesic \mathcal{Q} . If we are not in the previous case, then it must be that there is an angle $\alpha > 0$ separating the paths in a neighborhood of the common endpoint; see Figure 5(c). Then \mathcal{Q} has more than π angle to one side at this point, violating the definition of a quasigeodesic.

□

4 Further Examples

We illustrate the unfolding procedure on two more Platonic solids. Figure 6 shows one half of an unfolding of an octahedron; the other half is symmetric.

Figure 7 shows one half of an unfolding of a dodecahedron; the other half is again symmetric.

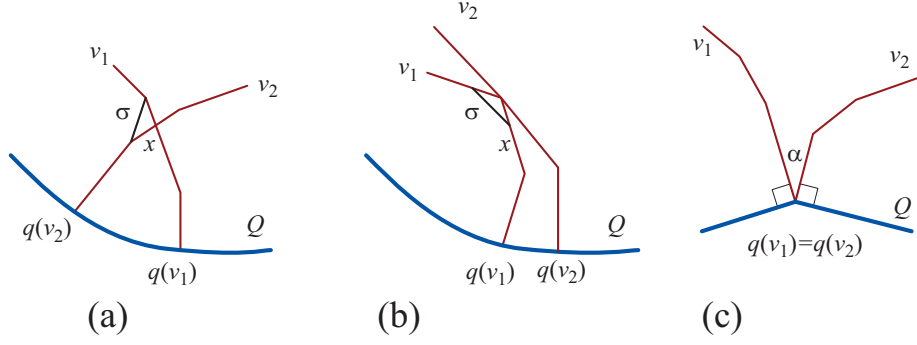


Figure 5: Lemma 2: (a) paths cross; (b) paths touch at an interior point; (c) paths meet at endpoint.

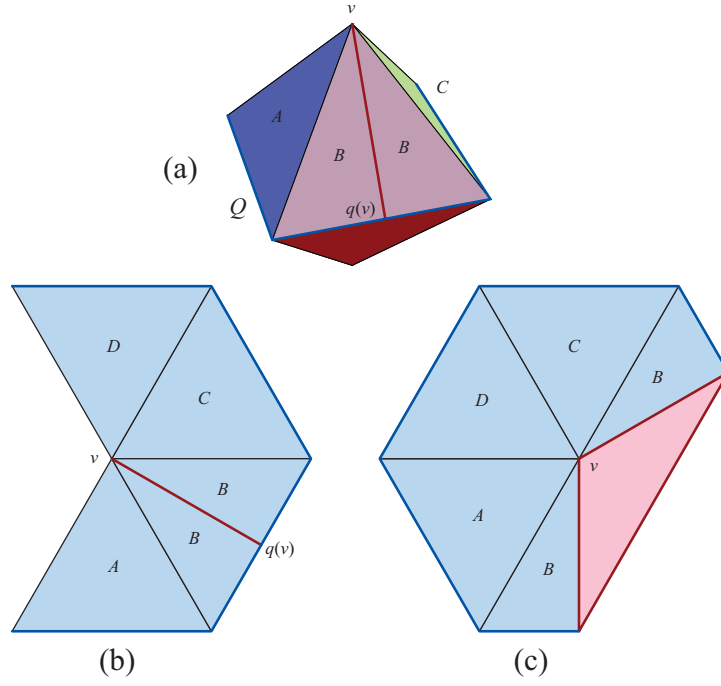


Figure 6: Cutting from v to the closed geodesic \mathcal{Q} that forms a square at the plane of symmetry of an octahedron (a). The convex polygon from Lemma 3 (c) is the same for both halves P_1 and P_2 .

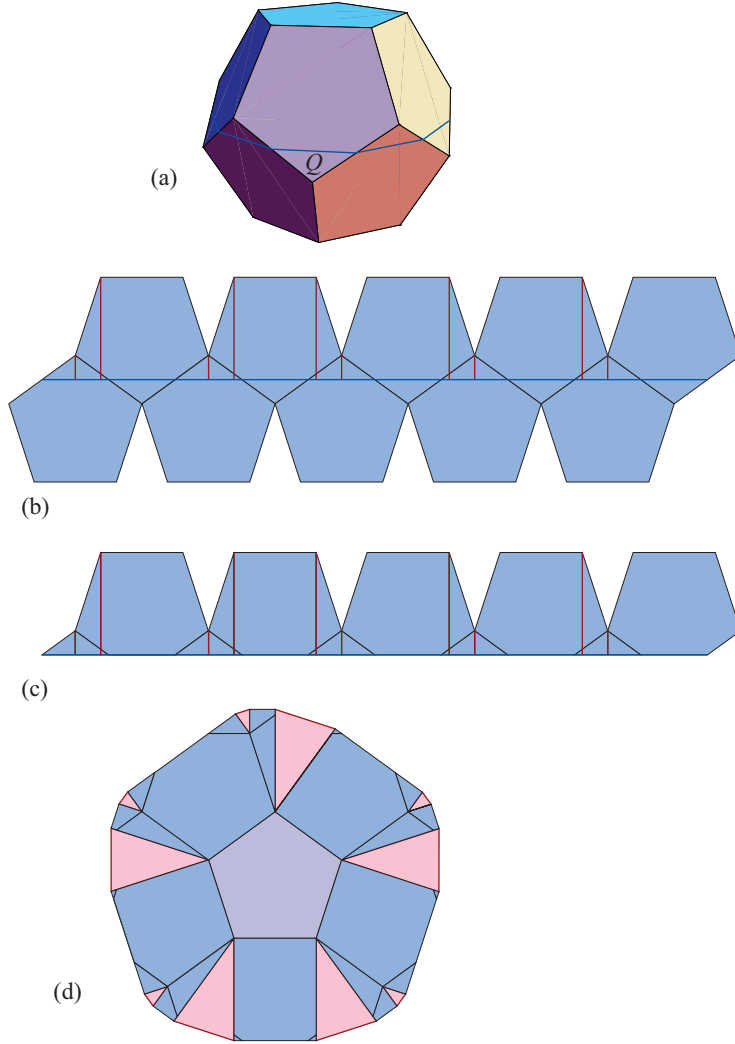


Figure 7: Q here is a geodesic; it includes no vertices, as is evident in the layout (b). The convex polygon from Lemma 3 is shown in (d).

5 Future Work

Given the apparent computational difficulty of finding a simple closed quasi-geodesic, it would be useful to replace \mathcal{Q} in Theorem 4 with a more easily computed closed curve.

References

- [AAOS97] Pankaj K. Agarwal, Boris Aronov, Joseph O’Rourke, and Catherine A. Schevon. Star unfolding of a polytope with applications. *SIAM J. Comput.*, 26:1689–1713, 1997.
- [Ale50] Aleksandr D. Alexandrov. *Vupyklue Mnogogranniki*. Gosydarstvennoe Izdatelstvo Tehno-Teoreticheskoi Literaturu, 1950. In Russian. See [Ale58] for German translation, and [Ale05] for English translation.
- [Ale58] Aleksandr D. Alexandrov. *Konvexe Polyeder*. Akademie Verlag, Berlin, 1958. Math. Lehrbücher und Monographien. Translation of the 1950 Russian edition.
- [Ale05] Aleksandr D. Alexandrov. *Convex Polyhedra*. Springer-Verlag, Berlin, 2005. Monographs in Mathematics. Translation of the 1950 Russian edition by N. S. Dairbekov, S. S. Kutateladze, and A. B. Sossinsky.
- [AO92] Boris Aronov and Joseph O’Rourke. Nonoverlap of the star unfolding. *Discrete Comput. Geom.*, 8:219–250, 1992.
- [AZ67] Aleksandr D. Alexandrov and Victor A. Zalgaller. *Intrinsic Geometry of Surfaces*. American Mathematical Society, Providence, RI, 1967.
- [DO07] Erik D. Demaine and Joseph O’Rourke. *Geometric Folding Algorithms: Linkages, Origami, Polyhedra*. Cambridge University Press, July 2007. <http://www.gfalop.org>.
- [IIV07] Kouki Ieiri, Jin-ichi Itoh, and Costin Vîlcu. Quasigeodesics and farthest points on convex surfaces. Submitted, 2007.
- [IV08] Jin-ichi Itoh and Costin Vîlcu. Criteria for farthest points on convex surfaces. *Mathematische Nachrichten*, to appear, 2008.
- [Kob67] Shoschichi Kobayashi. On conjugate and cut loci. In S. S. Chern, editor, *Studies in Global Geometry and Analysis*, pages 96–122. Mathematical Association of America, 1967.
- [MP06] Ezra Miller and Igor Pak. Metric combinatorics of convex polyhedra: Cut loci and nonoverlapping unfoldings. *Discrete Comput. Geom.*, to appear., 2006.

- [Pog49] Aleksei V. Pogorelov. Quasi-geodesic lines on a convex surface. *Mat. Sb.*, 25(62):275–306, 1949. English transl., *Amer. Math. Soc. Transl.* 74, 1952.
- [Pog73] Aleksei V. Pogorelov. *Extrinsic Geometry of Convex Surfaces*, volume 35 of *Translations of Mathematical Monographs*. American Mathematical Society, Providence, RI, 1973.
- [Poi05] Henri Poincaré. Sur les lignes géodésiques des surfaces convexes. *Trans. Amer. Math. Soc.*, 6:237–274, 1905.
- [Sak96] Takashi Sakai. *Riemannian Geometry*. Translation of Mathematical Monographs 149. Amer. Math. Soc., 1996.
- [SS86] Micha Sharir and Amir Schorr. On shortest paths in polyhedral spaces. *SIAM J. Comput.*, 15:193–215, 1986.