

Fictitious Cavity Approach to the Casimir Effect

W. Luis Mochán

*Instituto de Ciencias Físicas, Universidad Nacional Autónoma de México,
Avenida Universidad S/N, Cuernavaca, Morelos 62210, México.*

Carlos Villarreal

*Instituto de Física, Universidad Nacional Autónoma de México,
Apartado Postal 20-364, 01000 Distrito Federal, México.*

We obtain expressions for the Casimir energy and force following an approach which may be applied to cavities made up of arbitrary materials. In the case of planar cavities we obtain the well known Lifshitz formula. The approach is easily generalizable to other geometries.

PACS numbers: 12.20.Ds, 42.50.Ct, 42.50.Lc, 42.50.Nn, 78.67.-n, 78.68.+m

I. INTRODUCTION

Half a century ago, Casimir¹ predicted that the quantum fluctuations of the electromagnetic field within a planar cavity would produce an attractive macroscopic force on its boundaries. His prediction was based on the properties of the field when confined by perfectly reflecting mirrors. It is only recently that experimental studies have attained the necessary accuracy to test in detail the theoretical predictions;² the Casimir effect has now been measured^{3,4,5,6} with uncertainties as small as 1% and at distances⁷ down to $\approx 60\text{nm}$. Therefore, theories of the Casimir force that account for the properties of realistic cavities have become indispensable. In 1956 Lifshitz proposed a macroscopic theory for two semi-infinite homogeneous dielectric slabs⁸ characterized by complex frequency dependent dielectric functions. The stress tensor was obtained from the self-correlation of the fluctuating electromagnetic field whose source consists of fluctuating charge and current densities within each slab. Their autocorrelations are related through Kubo's formalism,⁹ causality, and the fluctuation-dissipation theorem, to the complex dielectric response. In his calculation, Lifshitz considered only homogeneous and isotropic media and it was assumed that fluctuating sources at a given position were completely uncorrelated with sources at nearby positions so that the results were directly applicable to semiinfinite homogeneous flat local media, and did not cope with more complex systems, such as thin films, layered systems, superlattices, photonic crystals and metamaterials.¹⁰ For the same reason, it seemed incapable of dealing with spatial dispersion and screening at realistic surfaces.^{11,12,13}

Several alternatives to the derivation of Lifshitz have been proposed. Barash and Ginzburg¹⁴ determined the allowed frequencies ω_ℓ of the cavity modes by solving Maxwell's homogeneous equations and imposing planar boundary conditions. The energy could be obtained from the resulting density of states if there were no dissipation. Nevertheless, dissipation yields complex frequencies and the interpretation of the solutions as normal modes loses meaning. Barash and Ginzburg overcame this problem by introducing an auxiliary non-dissipative system. The use of an auxiliary system was further developed by Kupiszewska¹⁵ in a 1D calculation in which the problem of quantizing a dissipative system is attacked by accounting both for the dynamics of the vacuum modes and of the atomic dipoles to which they couple and which make up the material, together with a thermal reservoir in which the atomic radiators dissipate the absorbed energy. A disadvantage of this approach is that it requires an explicit microscopic model for the walls of the cavity and for the thermal bath, thus appearing to restrict its generality. A similar approach¹⁶ was based on a Green's function method and Kubo's theorem. In both cases the stress tensor is obtained from the vacuum modes with an explicit dependence on the dielectric response $\epsilon(\omega)$. An alternative treatment of the Casimir force was introduced by Jaekel and Reynaud¹⁷, who calculated the radiation pressure within a cavity bordered by partially transmitting but lossless mirrors. Each mirror was replaced by an infinitesimally thin scatterer characterized by a unitary, energy conserving scattering matrix. Their calculation was later generalized to the case of lossy optical cavities¹⁸ by complementing the cavity modes with noise modes in such a way that the total scattering matrix was unitary. The scattering matrix corresponding to the cavity modes was then obtained through the optical theorem.

Mochán *et al.*^{19,20} have obtained an expression for the Casimir force using both the scattering approach and a dissipationless ancillary system. They have argued that in thermal equilibrium, all of the properties of the radiation field within a cavity are completely determined by the optical reflection amplitudes of the walls. Thus, the Casimir force may be obtained from the stress tensor of any system whose reflection amplitudes are identical to those of the real system. A dissipationless fictitious system with those properties was conceived: It had infinitely thin walls characterized by a unitary scattering matrix whose elements corresponding to the optical reflection amplitudes from within the cavity were chosen to be identical to those of the real system. The transmission amplitudes were chosen in such a way that the energy that was not reflected was transmitted without loss to the vacuum outside of the cavity.

This permitted a full quantum mechanical calculation of the fields, even when the real system is dissipative. The field modes were quantized and counted by adding perfect mirrors far away from the walls of the real cavity. These quantizing mirrors produce a field that mimics the incoherent radiation back into the cavity that is responsible for maintaining a detailed balance and thus the thermodynamic equilibrium in the case of lossy or dissipative real mirrors. The field that enters the cavity after being reflected by the quantizing mirrors has a very large, frequency dependent phase that becomes infinitely large as the mirrors are moved infinitely far away.

The main result from the work mentioned above is that if Lifshitz formula is written in terms of the reflection coefficients of the walls of the cavity, or equivalently, in terms of their exact surface impedance^{21,22}, it becomes applicable to any system with translational invariance along the surfaces and isotropy around their normal and not only to semiinfinite, homogeneous, local mirrors. Thus, it may be employed to calculate the Casimir force between semiinfinite or finite, homogeneous or layered, local or spatially dispersive, transparent or opaque, finite or semi-infinite systems. Through a simple substitution of the appropriate optical coefficients, the formalism has allowed the calculation of the Casimir force between photonic structures,^{23,24} non-local excitonic semiconductors,²⁵ non-local plasmon-supporting metals with sharp boundaries,^{20,26} and between realistic spatially dispersive metals with a smooth self-consistent electronic density profile.^{19,27} The relative simplicity of the formalism has allowed its generalization to non-isotropic systems and the calculation of Casimir torques.²⁸ With a few modifications, it has also been employed for the calculation of other macroscopic forces, such as those due to electronic tunneling across an insulating gap separating two conductors.²⁹

Nevertheless, there was a shortcoming in the derivation of the Casimir force presented in Refs. [19,20] as it was uncritically assumed that a unitary, energy-conserving scattering matrix could be built through a proper choice of transmission coefficients. Somewhat surprisingly, it turns out to be impossible to find a unitary scattering matrix for evanescent waves, i.e., for $Q > \omega/c$, where \vec{Q} is projection of the wavevector parallel to the cavity walls, ω is the frequency and c the speed of light, as a single transmitted evanescent wave is unable to transport energy away from the surface while an incident and a reflected evanescent wave do transport energy from the cavity towards the surface of lossy and dissipative systems.³⁰ Although the contribution of evanescent waves to the Casimir force could be obtained as an analytic continuation from the region of propagating waves, it is not obvious *a priori* that this extrapolation would yield the correct result.

Recently,³¹ the problem of energy transport in the evanescent region was dealt with by modifying the fictitious system introduced in Refs. [19,20] in such a way that evanescent waves within the cavity couple to propagating waves outside the cavity. This was accomplished by filling completely the region beyond the infinitesimally thin mirrors with a dispersionless and dissipationless fictitious dielectric with a large permittivity ϵ_f . In this way, the fictitious light cone $Q \leq \sqrt{\epsilon_f}\omega/c$ extends beyond the light cone $Q \leq \omega/c$ of the vacuum cavity and in the limit $\epsilon_f \rightarrow \infty$ all of the evanescent waves within the cavity would be able to couple to propagating waves within the fictitious region. Lifshitz formula was thus proven to be valid both within and without the light cone.³¹

One drawback of the calculation presented in 31 is its use of an extremely unrealistic dielectric, with a suspiciously large, real, frequency independent dielectric constant $\epsilon \rightarrow \infty$. As the Casimir force ought to be determined by the reflection coefficients of the real mirrors,^{19,20} all of the details of the fictitious system beyond the walls of the cavity ought to be superfluous after their contribution to the reflection amplitude has been accounted for, and it should be possible to setup the calculation without the need of specifying them.

The purpose of the present paper is to develop yet another derivation of the Casimir force within cavities with walls made up of arbitrary materials characterized only by their optical reflection amplitudes. As in Refs. [19,20,31], we introduce a dissipationless fictitious system with no degrees of freedom beyond those of the electromagnetic field and with a cavity whose walls have the same optical coefficients as the real system. However, unlike the calculations above, we avoid giving any detail of the fictitious system beyond the reasonable fact that it should be consistent with detailed balance so that thermodynamic equilibrium is satisfied, i.e., on the average, for each photon that is not coherently reflected at a cavity wall and is therefore either absorbed or transmitted beyond the system, an identical photon has to be incoherently injected back into the cavity with no phase relation to the lost photon. We believe that this derivation of the Casimir force is quite simple and that it can be readily generalized to other geometries, allowing the calculation of the dispersion forces in cavities of varied shapes whose walls are made up of realistic materials.

The structure of the paper is the following: First we review briefly the model employed in Ref. [31]. In Sec. II we study the scattering matrix of a fictitious interface between vacuum and a dispersionless dielectric with an additional infinitesimally thin scatterer that forces the optical coefficients to be the same as those of the real system and in Sec. III we study the reflection amplitudes for both propagating and evanescent waves after adding quantizing mirrors. Then, in Sec. IV we eliminate the superfluous details from the calculation, keeping only the delay $T \rightarrow \infty$ before injecting back into the cavity the photons it loses through absorption or transmission in order to restore equilibrium. In Sec. V we obtain the electromagnetic normal modes of the cavity and the contributions of the cavity walls to the density of states which we employ in Sec. VI to obtain their contribution to the thermodynamic properties. Finally, section VII is devoted to conclusions.

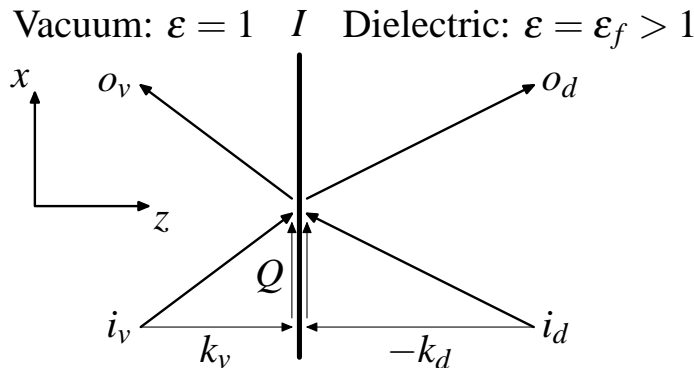


FIG. 1: Infinitely thin scattering interface (I) between vacuum and a dispersionless dielectric with permittivity ϵ_f . Incoming (i) and outgoing (o) waves within vacuum (v) and the dielectric (d) are illustrated, as well as the projection of their wavevectors parallel (Q) and normal (k_v and k_d) to the surface. The choice of coordinate axes is also shown.

II. ENERGY FLOW

In Ref. 31 a fictitious system was introduced, consisting of a vacuum cavity bordered by two infinitesimally thin sheets followed by dispersionless dielectric slabs which are terminated by perfectly reflecting mirrors. It was argued that in equilibrium the electromagnetic field within the real cavity ought to coincide with the electromagnetic field within the fictitious cavity. The reflection amplitude of the infinitesimal sheet together with the dielectric was chosen to coincide with the reflection amplitude of the mirrors that make up the real cavity. The perfect mirrors were incorporated in order to quantize the normal modes and in order to inject back into the cavity any radiation that is not coherently reflected at the surface, guaranteeing thermodynamic equilibrium. The re-injected radiation acquires a large phase as it travels across the wide dielectric slab, thus mimicking the incoherent re-radiation of photons that are lost through transmission or through absorption at the walls of the real cavity.

Consider one of the mirrors of that fictitious cavity, as illustrated in Fig. 1, consisting of an infinitely thin reflector between vacuum and a dispersionless dielectric. We first assume that all the waves in the figure are propagating, i.e., k_v and k_d are real, then the energy flux along the normal, taken to be the z direction, is

$$S_{vz} = \frac{c^2}{8\pi\omega} k_v (|i_v|^2 - |o_v|^2), \quad S_{dz} = \frac{c^2}{8\pi\omega} k_d (|o_d|^2 - |i_d|^2) \quad (1)$$

in the vacuum and the dielectric side respectively, where i_α and o_α are the amplitudes of the incoming and outgoing electric fields within the $\alpha = v, d$ region. Energy conservation requires that

$$k_v |o_v|^2 + k_d |o_d|^2 = k_v |i_v|^2 + k_d |i_d|^2 \quad (2)$$

for arbitrary values of the incoming amplitudes i_v and i_d . If we define a scattering matrix \mathbf{S} through

$$\begin{pmatrix} \sqrt{k_v} o_v \\ \sqrt{k_d} o_d \end{pmatrix} = \mathbf{S} \begin{pmatrix} \sqrt{k_v} i_v \\ \sqrt{k_d} i_d \end{pmatrix} \quad (3)$$

then \mathbf{S} should be unitary in the usual sense, i.e., $\mathbf{S}^\dagger \mathbf{S} = \mathbf{S} \mathbf{S}^\dagger = \mathbf{1}$, where $\mathbf{1}$ is the unit matrix. We identify the components of \mathbf{S} as

$$\mathbf{S} = \begin{pmatrix} r_v & t_d \sqrt{k_v/k_d} \\ t_v \sqrt{k_d/k_v} & r_d \end{pmatrix}, \quad (4)$$

where r_α and t_α are the reflection and transmission amplitudes corresponding to incidence on the interface from medium α . Unitarity then yields the relations

$$|r_v|^2 + \frac{k_d}{k_v} |t_v|^2 = 1, \quad |r_d|^2 + \frac{k_v}{k_d} |t_d|^2 = 1, \quad r_v^* t_d \sqrt{\frac{k_v}{k_d}} + r_d t_v^* \sqrt{\frac{k_d}{k_v}} = 0, \quad (5)$$

which imply

$$R_v = R_d, \quad T_v = T_d, \quad R_v + T_v = R_d + T_d = 1, \quad (6)$$

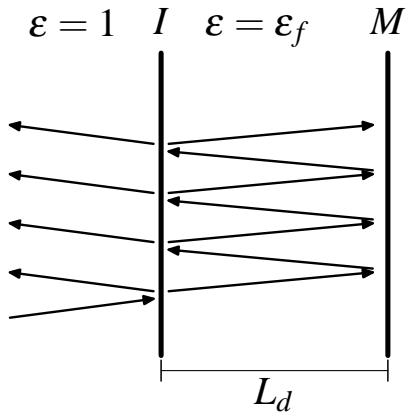


FIG. 2: Multiple reflections at a fictitious mirror made up of the interface shown in Fig. 1 with the dielectric terminated by a perfect mirror (M) after a distance L_d .

where we identify as usual the reflectance ($R_v = |r_v|^2$, $R_d = |r_d|^2$) and transmittance ($T_v = (k_d/k_v)|t_v|^2$, $T_d = (k_v/k_d)|t_d|^2$) and we denote by $(\dots)^*$ the complex conjugate of any quantity (\dots) . Of course, Eqs. (6) are consistent with Fresnel relations³². However, we must remark that r_α and t_α above are not given by the Fresnel relations due to the presence of an additional scatterer at the interface which forces the reflection amplitude from the vacuum side to agree with the reflection amplitude of a boundary of the real cavity.^{19,20,31}

In the case of evanescent waves, i.e., when $Q > \omega/c$ the normal component of the wavevector $k_v = ik_v$ is imaginary and the energy flux is not given by Eq. (1) but by

$$S_{vz} = 2 \frac{c^2}{8\pi\omega} \kappa_v (i_v^* o_v)'' \quad (7)$$

instead of Eq. (1), where we denote by $(\dots)'$ and $(\dots)''$, or equivalently, by $\text{Re}(\dots)$ and $\text{Im}(\dots)$ the real and imaginary parts of any quantity (\dots) . If Q were so large $Q > \sqrt{\epsilon_f} \omega/c$ so that waves were also evanescent in the dielectric, we would also have

$$S_{dz} = 2 \frac{c^2}{8\pi\omega} \kappa_d (i_d o_d^*)'' \quad (8)$$

and it would be impossible to satisfy energy conservation $S_{vz} = S_{dz}$ for arbitrary incoming amplitudes. This was the reason for introducing the fictitious dielectric ϵ_f and for taking the limit $\epsilon_f \rightarrow \infty$ in Ref. [31]. For waves that are evanescent within vacuum but are propagating within the dielectric, S_{dz} would be given by Eq. (1) and energy conservation could be satisfied provided

$$|r_d|^2 = 1, \quad |t_v|^2 = 2 \frac{\kappa_v}{k_d} r_v'', \quad t_d = i \frac{k_d}{\kappa_v} t_v^* r_d. \quad (9)$$

III. TOTAL REFLECTION AMPLITUDES

If we terminate the dielectric in Fig. 1 a large distance L_d from the interface and situate a perfect mirror there, then the total reflection amplitude of the system may be obtained by adding multiple reflections (see Fig. 2),

$$r_t = r_v - t_v t_d e^{2ik_d L_d} (1 - r_d e^{2ik_d L_d} + r_d^2 e^{4ik_d L_d} - \dots) = \frac{r_v + (r_v r_d - t_v t_d) e^{2ik_d L_d}}{1 + r_d e^{2ik_d L_d}}. \quad (10)$$

If the waves in vacuum are propagating, we may use Eqs. (5) to obtain

$$r_t = \frac{r_v + \frac{r_v}{r_d^*} e^{2ik_d L_d}}{1 + r_d e^{2ik_d L_d}}. \quad (11)$$

Although the reflection amplitude of the real system $|r_v|$ is typically smaller than 1, it is easy to verify employing Eqs. (6) that $|r_t|^2 = 1$, so that all of the energy that crosses the interface I eventually crosses back after some delay.

On the other hand, for evanescent waves we can use Eqs. (9) to write

$$r_t = 2 \frac{\text{Re}(r_v + r_v^* r_d e^{2ik_d L_d})}{|1 + r_d e^{2ik_d L_d}|^2}, \quad (12)$$

so that although r_v is complex, r_t is a real quantity. According to Eq. (8), this means there is no net energy flux towards the interface so that energy balance would be achieved within the vacuum cavity also for evanescent waves.

As argued in Refs. [19,20,31], the properties of the electromagnetic field within a cavity made up of lossless mirrors such as those described in this section ought to agree with those within the real cavity. Thus, equations equivalent to (11) and (12) were employed in Ref. [31] to calculate the normal modes of the cavity and from them its thermodynamic properties, including the Casimir force. The purpose of this paper is to discard the unnecessary and dubious details of the fictitious system, such as the dispersionless dielectric with a large permittivity.

IV. DELAY

Eqs. (11) and (12) contain elements from the real system, such as the reflection amplitude r_v of the cavity walls. They also contain quantities that relate to fictitious quantities, such as the dielectric constant ϵ_f of the dielectric, its width L_d and the reflection amplitude r_d for light impinging on the interface from the dielectric. To eliminate those quantities from the model we first notice that Eqs. (11) and (12) contain terms which are relatively slowly varying functions of the frequency, such as the reflection amplitudes r_v of the real cavity walls. On the other hand, they contain extremely fast varying functions of the frequency such as $e^{2ik_d L_d}$, which are due to the long time taken by the field to transverse twice the width of the L_d dielectric after entering it across the interface in order to return after reflection in the perfect mirror. This long delay is precisely what allows the fictitious system to replenish those photons that are lost from the cavity with such a large phase that they mimic the incoherent thermal photons that would be radiated back into the cavity in the real lossy system. It is actually the essence of the fictitious cavity model: In the real cavity photons that are not coherently reflected are lost through transmission or absorption at the walls; the cavity walls would radiate photons incoherently and inject them into the cavity to sustain thermodynamic equilibrium. In the fictitious system photons are not lost, but they are delayed a time $T = 2k_d L_d / \omega \rightarrow \infty$ before they reach the cavity again, so they are essentially indistinguishable from incoherently radiated thermal photons. We can keep the delay T in the model eliminating all other details by postulating that the reflection amplitude takes the form

$$r_t = \frac{r_v + a e^{i\omega T}}{1 + b e^{i\omega T}}, \quad (13)$$

where a and b are slowly varying functions of the frequency to be determined. The term r_v in the numerator accounts for the coherent reflection of the real system. The term $a e^{i\omega T}$ corresponds to re-radiation by the cavity walls or to thermal photons entering the system from outside to replenish the cavity losses, and it includes the long delay T which mimics incoherence. Finally, it may happen that such a photon is reflected back from the interface into the walls and doesn't enter the cavity on its first attempt. Thus, it could be absorbed and re-emitted some time later. The possibility of multiple re-injection attempts is accounted for by the term $b e^{i\omega T}$ in the denominator, analogous to the denominator in Eq. (10).

In equilibrium all the energy that leaves the cavity has to enter it again. Thus, for propagating waves the total reflection amplitude must obey

$$|r_t|^2 = 1, \quad (14)$$

which yields

$$|r_v|^2 + |a|^2 + 2\text{Re}(r_v^* a e^{i\omega T}) = 1 + |b|^2 + 2\text{Re}(b e^{i\omega T}) \quad (15)$$

after substitution of Eq. (13). Separating the slowly and rapidly varying functions of ω in the previous equation we obtain the two equations

$$b = r_v^* a, \quad |r_v|^2 + |a|^2 = 1 + |b|^2 \quad (16)$$

from which we obtain

$$a = e^{i\delta}, \quad b = r_v^* e^{i\delta}, \quad (17)$$

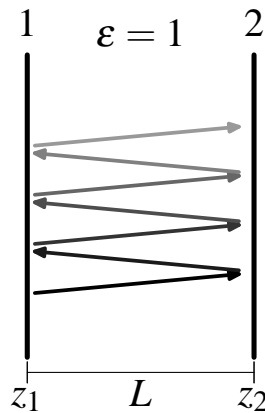


FIG. 3: Cavity made up of two plane, parallel, lossy mirrors (1 and 2) with reflection amplitudes r_1 and r_2 situated a distance L apart at z_1 and z_2 . As the field is reflected back and forth (arrows) its amplitude diminishes.

where the real phase $\delta = \delta(\omega)$ is some slowly varying function of ω . Substituting Eqs. (17) in (13) we finally obtain

$$r_t = \frac{r_v + e^{i(\delta+\omega T)}}{1 + r_v^* e^{i(\delta+\omega T)}}. \quad (18)$$

For evanescent waves, energy conservation requires

$$r_t'' = 0 \quad (19)$$

instead of Eq. (14), which implies

$$\text{Im}[r_v + ab^* + (a - r_v^* b)e^{i\omega T}] = 0. \quad (20)$$

As done above for Eq. (15) we separate fast and slow varying functions of ω to obtain

$$a = r_v^* b, \quad \text{Im}(r_v + ab^*) = 0, \quad (21)$$

from which we obtain

$$b = e^{i\delta}, \quad a = r_v^* e^{i\delta}, \quad (22)$$

where δ is again a slowly varying function of the frequency. Substituting Eqs. (22) in (13) we finally obtain

$$r_t = \frac{r_v + r_v^* e^{i(\delta+\omega T)}}{1 + e^{i(\delta+\omega T)}} = 2 \frac{\text{Re}(r_v + r_v^* e^{i(\delta+\omega T)})}{|1 + e^{i(\delta+\omega T)}|^2}. \quad (23)$$

Notice that Eqs. (11) and (12) have the form of Eqs. (18) and (23) respectively, where we identify $e^{i\delta} = r_v/r_d^*$ for propagating waves and $e^{i\delta} = r_d$ for evanescent waves, as $|r_v/r_d^*| = 1$ in the former case according to (6) and $|r_d| = 1$ in the latter case according to (9). However, we didn't have to postulate any extraneous fictitious dielectric slab nor the reflection amplitude r_d from within it. We will take the limit $T \rightarrow \infty$ and we will show that the unknown phase δ is irrelevant.

V. NORMAL MODES

Given a real dispersive and dissipative system with a coherent reflection amplitude r_v , in the previous section we obtained an expression for the total reflection amplitude r_t that accounts for the coherent reflection and mimics the incoherent reflection in thermodynamic equilibrium through terms that oscillate rapidly as a function of frequency. Consider now a planar cavity bordered by two arbitrary material slabs with reflection amplitudes r_1 and r_2 (Fig. 3). For a given \vec{Q} and ω the field within the cavity would be proportional to $A_r e^{ik_v z} + A_l e^{-ik_v z}$, with A_r and A_l the amplitudes of the right and left moving contributions to the field. Applying boundary conditions at z_1

($A_r e^{ik_v z_1} = r_1 A_l e^{-ik_v z_1}$) and at z_2 ($A_l e^{-ik_v z_2} = r_2 A_r e^{-ik_v z_2}$) would yield the usual condition for the *normal modes* of the cavity,

$$D \equiv 1 - r_1 r_2 e^{2ik_v L} = 0. \quad (24)$$

Due to the losses at the mirrors, we expect that after externally exciting any of the modes obtained from Eq. (24), it would decay in time (Fig. 3). Thus, for a given real \bar{Q} , Eq. (24) would yield a set of complex frequencies whose imaginary part is related to the finite lifetime of each mode. Nevertheless, at thermodynamic equilibrium, the energy of each mode would be replenished through re-radiation, so that the equilibrium modes would be stationary instead of decaying. We may obtain the stationary modes by replacing the reflection amplitudes r_1 and r_2 by the corresponding total reflection amplitudes r_{1t} and r_{2t} obtained through equations such as (18) and (23),

$$D_t \equiv 1 - r_{1t} r_{2t} e^{2ik_v L} = 0. \quad (25)$$

As r_{1t} and r_{2t} are lossless, the frequencies ω_ℓ that solve Eq. (25) for any real value of \bar{Q} are necessarily real. Thus, we can straightforwardly apply quantum mechanical methods to the modes derived from (25). In particular, the contribution of the ℓ -th mode to the energy of the system is simply $E_\ell = (\langle n_\ell \rangle + 1/2)\hbar\omega_\ell$, where $\langle n_\ell \rangle$ is the average occupation number of the mode.

For propagating waves $|r_{1t}| = |r_{2t}| = 1$ (Eq. (14)), so that Eq. (25) may be recast as

$$\arg(r_{1t} r_{2t} e^{2ik_v L}) = 2\pi\ell \quad (26)$$

with ℓ an integer. Rewriting (18) as

$$r_{it} = \frac{(1 + r_i e^{-i(\delta_i + \omega T_i)})^2}{|1 + r_i e^{-i(\delta_i + \omega T_i)}|^2} e^{i(\delta_i + \omega T_i)}, \quad (27)$$

where we introduce the subindex $i = 1, 2$ to denote each of the two mirrors, Eq. (26) becomes

$$2 \arg(1 + r_1 e^{-i(\delta_1 + \omega T_1)}) + 2 \arg(1 + r_2 e^{-i(\delta_2 + \omega T_2)}) + \omega T + \delta + 2k_v L = 2\pi\ell, \quad (28)$$

where $T = T_1 + T_2$ and $\delta = \delta_1 + \delta_2$. Notice that as ω varies, $1 + r_1 e^{-i(\delta_1 + \omega T_1)}$ moves counterclockwise in the complex plane around a circle centered at 1 whose radius $|r_1| < 1$. Thus, it does not encircle the origin and its contribution to the phase in (28) is bounded. The same happens with the second term in (28). Thus, the eigenfrequencies ω_ℓ never get far away from the eigenfrequencies

$$\omega_{\ell 0} = (2\pi\ell - 2k_v L - \delta)/T \quad (29)$$

corresponding to *vacuum*, for which $r_1 = r_2 = 0$. Notice that as $T \rightarrow \infty$ successive frequencies approach each other and the density of states diverges.

Consider now a small frequency range Ω of size $\Delta\omega$ centered at a given frequency $\bar{\omega}$, where $\Delta\omega$ is much smaller than any characteristic frequency of the system. Nevertheless, as we will take the limit $T_1, T_2 \rightarrow \infty$, we may assume that $\Delta\omega T \gg 1$ so that the number $N(\Omega)$ of normal modes ω_ℓ within Ω is large $N(\Omega) \gg 1$. Using Cauchy's argument principle, we obtain

$$N(\Omega) = \frac{1}{2\pi i} \int_\gamma \frac{d}{d\omega} \log f(\omega), \quad (30)$$

where γ is a clockwise closed path that encircles Ω and

$$f(\omega) = (1 + \tilde{r}_1^* e^{i(\delta_1 + \omega T_1)})(1 + \tilde{r}_2^* e^{i(\delta_2 + \omega T_2)}) - (r_1 + e^{i(\delta_1 + \omega T_1)})(r_2 + e^{i(\delta_2 + \omega T_2)}) e^{2ik_v L} \quad (31)$$

has within γ the same zeroes as D_t (Eq. (25)) and no poles. Here we introduced linearized and therefore analytical approximations \tilde{r}_1^* , \tilde{r}_2^* to r_1^* , r_2^* , taking advantage of the smallness of $\Delta\omega$, so that f is an analytical function even if D_t is not. Choosing α as a path that goes from $\bar{\omega} - \Delta\omega/2$ to $\bar{\omega} + \Delta\omega/2$ a small distance $\eta \rightarrow 0$ below the real axis and returns a distance η above the real axis, we can rewrite Eq. (30) as

$$N(\Omega) = \frac{1}{2\pi i} \int_{\bar{\omega} - \Delta\omega/2}^{\bar{\omega} + \Delta\omega/2} d\omega \frac{d}{d\omega} \log[f(\omega - i\eta)/f(\omega + i\eta)]. \quad (32)$$

Approaching the limit $T_1, T_2 \rightarrow \infty$ before taking the limit $\eta \rightarrow 0$, we may assume that $\eta T_1, \eta T_2 \gg 1$ even if $\eta \ll \Delta\omega$, so that $f(\omega - i\eta) \rightarrow e^{i(\delta+\omega T)+\eta T}(\tilde{r}_1^* \tilde{r}_2^* - e^{2ik_v L})$ and $f(\omega + i\eta) \rightarrow 1 - r_1 r_2 e^{2ik_v L}$. Subtracting the number of modes $N_0(\Omega)$ corresponding to vacuum, which may be obtained from Eq. (32) by replacing r_1 and r_2 by zero, we obtain the contribution $\Delta N(\Omega)$ of the cavity walls to the number of modes

$$\Delta N(\Omega) = -\frac{1}{\pi} \int_{\bar{\omega}-\Delta\omega/2}^{\bar{\omega}+\Delta\omega/2} d\omega \text{Im} \frac{d}{d\omega} \log(1 - r_1 r_2 e^{2ik_v L}). \quad (33)$$

Notice that all the terms in Eq. (33) are slowly varying and, as we chose a very small $\Delta\omega$, the integral becomes trivial. Dividing the result by $\Delta\omega$ we obtain the contribution of the walls to the density of states

$$\rho = -\frac{1}{\pi} \text{Im} \frac{d}{d\omega} \log(1 - r_1 r_2 e^{2ik_v L}). \quad (34)$$

A similar procedure may be employed for evanescent waves by substituting Eq. (23) instead of (18) in (25). The number of modes within the frequency range Ω is again given by Eq. (30), but choosing

$$f(\omega) = (1 + e^{i(\delta_1+\omega T_1)})(1 + e^{i(\delta_2+\omega T_2)}) - (r_1 + \tilde{r}_1^* e^{i(\delta_1+\omega T_1)})(r_2 + \tilde{r}_2^* e^{i(\delta_2+\omega T_2)}) e^{-2\kappa_v L}, \quad (35)$$

where we took $k_v = i\kappa_v$. Now we substitute $f(\omega - i\eta) \rightarrow e^{i(\delta+\omega T)+\eta T}(1 - \tilde{r}_1^* \tilde{r}_2^* e^{-2\kappa_v L})$ and $f(\omega + i\eta) \rightarrow 1 - r_1 r_2 e^{-2\kappa_v L}$ in Eq. (30) and subtract from the resulting expression the number of modes corresponding to vacuum. The result is again given by Eq. (33), so that the contribution of the walls to the density of states for evanescent waves is also given by Eq. (34), which is therefore valid both in the propagating ($\omega > Q/c$) and in the evanescent ($\omega < Q/c$) sectors.

Finally, from Eq. (34) we can obtain an expression for the contribution of the walls to the average of any real quantity $W_\mu(\vec{Q}, \omega)$, namely

$$\langle W \rangle = -\mathcal{A} \text{Im} \sum_\mu \frac{1}{4\pi^3} \int d^2 Q \int d\omega W_\mu(\vec{Q}, \omega) \frac{d}{d\omega} \log(1 - \zeta_\mu^{-1}), \quad (36)$$

where

$$\zeta_\mu = (r_{\mu 1} r_{\mu 2} e^{2ik_v L})^{-1}, \quad (37)$$

we incorporated the fact that light has two independent polarizations $\mu = s, p$ over which we summed, and we performed the usual sum over parallel wavevectors $\sum_{\vec{Q}} \dots \rightarrow \mathcal{A}/(4\pi^2) \int d^2 Q \dots$ where \mathcal{A} is the area of the mirrors.

VI. THERMODYNAMIC QUANTITIES

As simple applications of Eq. (36) we calculate the ground state energy

$$\mathcal{U}_0 = \langle \hbar\omega/2 \rangle = -\mathcal{A} \text{Im} \sum_\mu \frac{\hbar}{8\pi^3} \int d^2 Q \int_0^\infty d\omega \omega \frac{d}{d\omega} \log(1 - \zeta_\mu^{-1}). \quad (38)$$

Performing the angular part of the wavevector integration and integrating by parts over frequency we obtain

$$\mathcal{U}_0 = \mathcal{A} \text{Im} \frac{\hbar}{4\pi^2} \int_0^\infty dQ Q \int_0^\infty d\omega \log[(1 - \zeta_s^{-1})(1 - \zeta_p^{-1})]. \quad (39)$$

Similarly, the internal energy at finite temperature

$$\mathcal{U} = \langle \hbar\omega g \rangle = \mathcal{A} \text{Im} \frac{\hbar}{2\pi^2} \int_0^\infty dQ Q \int_0^\infty d\omega \frac{d}{d\omega} (\omega g) \log[(1 - \zeta_s^{-1})(1 - \zeta_p^{-1})]. \quad (40)$$

where

$$g - \frac{1}{2} = \frac{1}{2} \coth\left(\frac{\beta\hbar\omega}{2}\right) - \frac{1}{2} \quad (41)$$

is the occupation number of a state with frequency ω at temperature $1/k_B\beta$, with k_B Boltzmann's constant. The free energy

$$\mathcal{F} = -\langle \log z \rangle / \beta = \mathcal{A} \frac{\hbar}{2\pi^2} \text{Im} \int_0^\infty dQ Q \int_0^\infty d\omega g \log[(1 - \zeta_s^{-1})(1 - \zeta_p^{-1})], \quad (42)$$

where

$$z = \frac{1}{2} \text{csch} \left(\frac{\beta \hbar \omega}{2} \right) \quad (43)$$

is the partition function of a single mode of frequency ω . From (42) and (40) we may obtain the entropy

$$\mathcal{S} = \mathcal{A} \frac{\hbar k_B \beta}{2\pi^2} \text{Im} \int_0^\infty dQ Q \int_0^\infty d\omega \left(\omega \frac{d}{d\omega} g \right) \log[(1 - \zeta_s^{-1})(1 - \zeta_p^{-1})]. \quad (44)$$

Finally, deriving the free energy with respect to L we may obtain the Casimir force

$$F = \mathcal{A} \frac{\hbar}{2\pi^2} \text{Re} \int_0^\infty dQ Q \int_0^\infty d\omega g k_v \left(\frac{1}{\zeta_s - 1} + \frac{1}{\zeta_p - 1} \right), \quad (45)$$

which agrees with Lifshitz formula when written in terms of the reflection amplitudes. For the actual evaluation of the frequency integrals in Eqs. (39)–(45) the integration path can be conveniently deformed from the real into the imaginary axis yielding the usual Matsubara summations.

VII. CONCLUSIONS

We have obtained expressions for the thermodynamic properties of a cavity formed by two flat mirrors. We derived our expressions without making any assumption about the mirrors, which were completely characterized by their reflection amplitudes r_1 and r_2 . The mirrors could have been conducting or dielectric, opaque or transparent, dispersionless or dispersive, lossless or dissipative, semiinfinite or finite, homogeneous or layered, with abrupt or smooth boundaries, local or spatially dispersive, etc. To derive our results we postulated a fictitious system which has the same reflection amplitudes as the real system, but such that any energy that leaves the cavity eventually comes back but after a very long delay which is taken to infinity. Thus, we mimic in a closed system the incoherent field radiated by the walls of the cavity and the thermal radiation of the environment which replenishes the energy lost by the cavity in thermal equilibrium. The requirement of equilibrium allowed us to find total, lossless reflection amplitudes for the fictitious system which allowed a full quantum mechanical description of the system, from which we identified and counted the normal modes, obtaining an expression for the contribution of the walls of the cavity to the density of states of the system. With the density of states, obtaining expressions for all of the thermodynamic quantities becomes a straightforward task. The expressions we obtained agree with those found in the literature, although our derivation shows they are more general than implied by most other derivations. We believe that the procedure is simple enough to be easily extended to non-planar cavities made up of arbitrary materials.

Acknowledgments

This work was partially supported by DGAPA-UNAM under grant Nos. IN111306 and IN118605.

¹ Casimir H B G 1948 *Proc. Kon. Ned. Akad. Wet.* **51** 793

² Lamoreaux S K 1997 *Phys. Rev. Lett.* **78** 5

³ Mohideen U and Roy A 1998 *Phys. Rev. Lett.* **81** 4549

Roy A, Lin C Y and Mohideen U 1999 *Phys. Rev. D* **60** 111101(R)

Harris B W, Chen F and Mohideen U 2000 *Phys. Rev. A* **62** 052109

Chen F, Mohideen U, Klimchitskaya G L and Mostepanenko V M 2002 *Phys. Rev. A* **66** 032113

Chen F, Mohideen U, Klimchitskaya G L and Mostepanenko V M 2006 *Phys. Rev. A* **73** 019905

⁴ Chan H B, Aksyuk V A, Kleiman R N, Bishop D J and Capso F 2001 *Phys. Rev. Lett.* **87** 211801

- Iannuzzi D, Lisanti M and Capasso F 2004 *Proc. Natl. Acad. of Sci. (USA)* **101** 4019
- Lisanti M, Iannuzzi D, Capasso F 2005 *Proc. Natl. Acad. of Sci. (USA)* **102** 11989
- ⁵ Bressi G, Carugno G, Onofrio R and Ruoso F 2002 *Phys. Rev. Lett.* **88** 041804
- ⁶ Decca R S, Fischbach E, Klimchitskaya G L, Krause D E, López D and Mostepanenko V M 2003 *Phys. Rev. D* **68** 116003
- Decca R S, López D, Fischbach E, Klimchitskaya G L, Krause D E and Mostepanenko V M 2005 *Ann. of Phys. (N.Y.)* **318** 37
- ⁷ Chen F, Klimchitskaya G L, Mohideen U and Mostepanenko V M 2004 *Phys. Rev. A* **69** 022117
- ⁸ Lifshitz E M 1956 *Soviet Physics* **2** 73 [1955 *J. Exper. Theoret. Phys. USSR* **29** 94]
- ⁹ Kubo R 1957 *J. Phys. Soc. Jap.* **12** 570
(1995) *Int. J. Mod. Phys. A* **10** 2661
- ¹⁰ Henkel C and Joulain K 2005 *Europhys. Lett.* **72** 929
- ¹¹ Liebsch A 1997 *Electronic Excitations at Metal Surfaces* (New York: Plenum, New York)
- ¹² Feibelman P J 1982 *Prog. Surf. Sci.* **12** 287
- ¹³ Mochán W L, Fuchs R and Barrera R G 1983 *Phys. Rev. B* **27** 771
- ¹⁴ Barash Y S and Ginsburg V L 1975 *Sov. Phys. Usp.* **18** 305
- ¹⁵ Kupiszewska D 1992 *Phys. Rev. A* **46** 2286
- ¹⁶ Matloob R, Keshavaraz A and Sedighi D 1999 *Phys. Rev. A* **60** 3241
Matloob R and Falinejad H 2001 *Phys. Rev. A* **64** 042102
- ¹⁷ Jaekel M T and Reynaud S 1991 *J. Physique (France)* **1** 1395
- ¹⁸ Genet C, Lambrecht A and Reynaud S 2003 *Phys. Rev. A* **67** 043811
- ¹⁹ Mochán W L, Contreras-Reyes A M, Esquivel-Sirvent R and Villarreal C 2005 *Statistical Physics and Beyond: Proc. of the Second Mexican Meeting on Mathematical and Experimental Physics (2004 México City)*, ed F Uribe, L García-Colín and E Díaz-Herrera, *AIP Conference Proceedings* **757** 66
- ²⁰ Esquivel R, Villarreal C, Mochán W L 2003 *Phys. Rev. A* **68** 052103
Mochán W L, Villarreal C and Esquivel-Sirvent R 2002 *Rev. Mex. Fis.* **48** 339
Esquivel R, Villarreal C and Mochán W L 2005 *Phys. Rev. A* **71** 029904
Esquivel-Sirvent R, Villarreal C, Mochán W L and Coccoletzi G H 2002 *Phys. Status Solidi B* **230** 409
- ²¹ Halevi P 1992 *Spatial Dispersion in Solids and Plasmas (Electromagnetic Waves vol 1)* (Amsterdam:North-Holland)
Halevi P 1995 *Photonic Probes of Surfaces* (Amsterdam: Elsevier)
- ²² Stratton J A 1941 *Electromagnetic Theory* (New York: McGraw-Hill).
- ²³ Esquivel-Sirvent R, Villarreal C and Coccoletzi G H 2001 *Phys. Rev. A* **64** 052108
- ²⁴ Villarreal C, Esquivel-Sirvent R and Coccoletzi G H 2002 *Int. J. of Modern Phys. A* **17** 798
- ²⁵ de la Luz A D H, Alvarado-García A F, Coccoletzi G H, *et al.* *Solid State Commun.* **132** 623 (2004)
- ²⁶ Esquivel-Sirvent R, Villarreal C, Mochán W L, Contreras-Reyes A M and Svetovoy V B 2006 *J. of Phys. A: Math. Gen.* **39** 6323
- ²⁷ Contreras-Reyes A M and Mochán W L 2005 *Physical Review A* **72** 034102
- ²⁸ Torres-Guzmán J C and Mochán W L 2006 *J. of Phys. A: Math. Gen.* **39** 6791
- ²⁹ Procopio L M, Villarreal C and Mochán W L 2006 *J. of Phys. A: Math. Gen.* **39** 6679
- ³⁰ Ortiz G P and Mochán W L 2005 *J. Opt. Soc. Am. A* **22**, 2827
- ³¹ Mochán W L and Villarreal C 2006 *New Journal of Physics* **8** 242
- ³² Hecht E 1990 *Optics* (Reading, Massachusetts: Addison Wesley) Chap. 4.