

Cosmological implications of the KATRIN experiment

Jostein R. Kristiansen

j.r.kristiansen@astro.uio.no

Institute of Theoretical Astrophysics, University of Oslo, Box 1029, 0315 Oslo, Norway

Øystein Elgarøy

oelgaroy@astro.uio.no

Institute of Theoretical Astrophysics, University of Oslo, Box 1029, 0315 Oslo, Norway

Abstract. The upcoming Karlsruhe Tritium Neutrino (KATRIN) experiment will put unprecedented constraints on the absolute mass of the electron neutrino, m_{ν_e} . In this paper we investigate how this information on m_{ν_e} will affect our constraints on cosmological parameters. We consider two scenarios; one where $m_{\nu_e} = 0$ (i.e., no detection by KATRIN), and one where $m_{\nu_e} = 0.3\text{eV}$. We find that the constraints on m_{ν_e} from KATRIN will affect estimates of some important cosmological parameters significantly. For example, the significance of $n_s < 1$ and the inferred value of Ω_Λ depend on the results from the KATRIN experiment.

1. Introduction

The large amount of new cosmological data in the last decade has lead to what one may call the cosmological standard model. In this model the universe is close to flat, homogeneous and isotropic on sufficiently large scales, and today the energy density of the universe is dominated by dark energy ($\sim 74\%$), dark matter ($\sim 22\%$) and baryonic matter ($\sim 4\%$). This model is consistent with data ranging from the WMAP measurements of the anisotropies of the cosmic microwave background (CMB) radiation [1] to observations of supernovae of type 1a, galaxy distributions and several other observables (with a few exceptions, see [2]). It is often claimed that most of the data can be fitted with only six free parameters. This claim rests on the assumption of massless neutrinos, an assumption justified by the fact that adding the sum of the neutrino masses as a free parameter does not improve the fit substantially.

However, from the observation of neutrino oscillations, there is a compelling body of evidence for non-zero neutrino masses (see [3] for a review). Oscillation experiments do not give us any information on the absolute mass scale of neutrinos, only on the mass differences between the different mass eigenstates and mixing angles. The current best upper bounds on the neutrino mass from particle experiments come from the Troitsk [4] and Mainz [5] tritium beta decay experiments that found upper bounds on m_{ν_e} of $m_{\nu_e} < 2.2\text{eV}$ (95% C.L.). The KATRIN experiment [6] that will start taking data in 2010, is expected to lower this limit on m_{ν_e} by an order of magnitude to $m_{\nu_e} < 0.2\text{eV}$ (in the case of no detection) after three years of running.

Effects of neutrino masses can also be seen in cosmological observables, and the best upper limits on the absolute scale of the neutrino mass today come from cosmology. Both CMB and the large scale structures (LSS) of the galaxy distribution are probes that are sensitive to the neutrino mass, the observable quantity being the sum of the three neutrino mass eigenstates, $M_\nu = \sum_i m_{\nu_i}$. The upper bounds on M_ν from cosmology range from $M_\nu < 0.2\text{eV}$ [7] to $M_\nu < 2.0\text{eV}$ [1] (95% C.L.), depending on the data [8] and cosmological model [9] used.

On the experimental side there is a claim of detection of the absolute scale of the neutrino mass from the Heidelberg-Moscow neutrinoless double beta decay experiment, with an effective electron neutrino mass of $\langle m_{\nu_e} \rangle = (0.2 - 0.6)\text{eV}$ (99.73% C.L.) [10]. However, these results are regarded somewhat controversial. The cosmological implications of this result are discussed in [11].

We know that neutrinos are massive, and since we have no current priors on the neutrino mass in the allowed cosmological range, one should always marginalize over M_ν when constraining other cosmological parameters. M_ν turns out to be partially degenerate with several of the standard cosmological parameters, such that this marginalization over M_ν weakens the bounds on the other parameters in our model. Thus, any prior knowledge of M_ν from non-cosmological experiments will serve to break degeneracies and improve the constraints on other cosmological parameters. The KATRIN experiment will provide us with such a prior on M_ν in a range that is relevant for cosmology. In this paper we investigate how the results from KATRIN will affect our estimates of other cosmological

parameters.

Limits on the neutrino mass when combining results from KATRIN and WMAP have been studied in a recent paper by that Høst et al. [12]. Our emphasis in this paper is on how other cosmological parameters are affected when the results from KATRIN are used as an external prior.

Section 2 contains a short review on the effect of massive neutrinos in cosmology. In section 3 we will present the data and methods that we will use in our analysis, including the assumed priors from the KATRIN experiment. Then we will present our results in section 4. A comparison of χ^2 values found when introducing the KATRIN priors is presented in section 5. Finally we summarize and conclude in section 6.

2. Cosmology with massive neutrinos

All our results are derived within the standard cosmological paradigm of a flat Λ CDM model, using the following free parameters: $\{\Omega_b h^2, \Omega_m, \log(10^{10} A_s), h, n_s, \tau, M_\nu\}$. Here Ω_i denotes the energy density of energy component i (m=matter, b=baryons, Λ =cosmological constant, CDM=cold dark matter) relative to the total energy density of a spatially flat universe. The matter density, Ω_m , is the sum of all non-relativistic components, such that $\Omega_m = \Omega_{CDM} + \Omega_b + \Omega_\nu$. The parameter h is the dimensionless Hubble parameter, defined by $H_0 = 100h \text{ km s}^{-1} \text{ Mpc}^{-1}$, A_s denotes the amplitude of the primordial fluctuations, while n_s gives the tilt of the primordial power spectrum. Finally, τ is the optical depth at reionization. For more details on the parameter definitions, see the description of the CosmoMC code [13]. The effect of massive neutrinos on cosmological observables is parameterized by M_ν , the sum of the neutrino masses, and is related to the neutrino energy density by the simple relation [14] $\Omega_\nu h^2 = \frac{M_\nu}{93.14 \text{ eV}}$. We will also extend the parameter space by including w , the equation of state parameter of dark energy, as a free parameter. We will assume w to be constant. This parameter may be interesting to study, as it is fundamental in the understanding of the nature of dark energy, and since it is known to be slightly correlated with M_ν [15]. It should be stressed that this analysis rests on the assumption of a standard thermal background of 3 weakly interacting neutrino species. Alternatives to this picture are studied in e.g. [18] and [19].

Recent reviews of the role of massive neutrinos in cosmology can be found in [14, 16]. In this section we will only give a brief description of the most important effects of M_ν on relevant cosmological observables. We will throughout this work assume that the neutrino mass eigenstates are degenerate, such that $M_\nu = 3m_{\nu_e}$. In the mass range that we will be operating in, it has been shown that this is a valid simplification when it comes to cosmological observables [17].

Effects on the CMB from massive neutrinos manifest themselves mainly on the level of background evolution. In the neutrino mass ranges relevant to us, the neutrinos will still be relativistic at the time of matter-radiation equality, and must be regarded as a radiation component when it comes to the background evolution of the universe. Increasing M_ν (and thus also Ω_ν), keeping Ω_m constant, will thus postpone the time of matter-radiation equality. This will enhance the acoustic peaks in the CMB power spectrum and give a

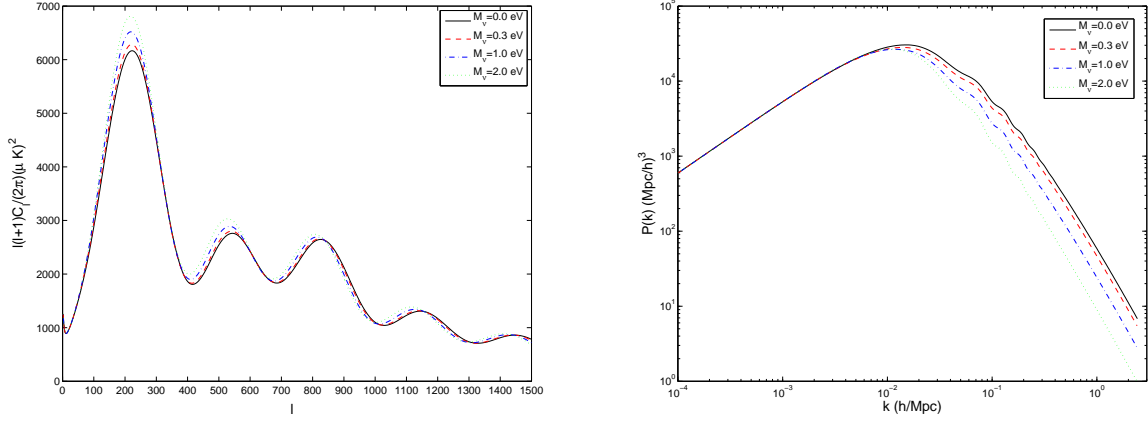


Figure 1. CMB (left panel) and LSS (right panel) power spectra with different values of M_ν . Here Ω_m is held constant, and increasing M_ν has been compensated by decreasing Ω_{CDM} correspondingly.

small horizontal shift of the peaks to larger scales. This effect is shown in the left panel of Figure 1. To compensate for this effect, one can increase Ω_m and decrease H_0 . It is already obvious that M_ν will be correlated with both H_0 and Ω_m (and thus also Ω_Λ when we stick to the assumption of spatial flatness). Another effect comes from neutrino free-streaming, which will smoothen out gravitational wells on scales below an M_ν -dependent neutrino free streaming scale [20, 21]. On scales smaller than this, the acoustic oscillations will be enhanced, increasing the height of the peaks in the CMB power spectrum.

Neutrino masses affect the LSS power spectrum in an even more distinct way. Again, massive neutrinos will suppress structure growth on scales below a free streaming scale given by [14]

$$k_{nr} = 0.010 \sqrt{\frac{M_\nu \Omega_m}{1 \text{ eV}}} h \text{ Mpc}^{-1}. \quad (1)$$

The smaller M_ν , the larger scales will be affected, and the larger M_ν , the more suppression of power on the scales affected. The effect of neutrino mass on the matter power spectrum can be seen in Figure 1. Again, Ω_m is kept constant, and increasing M_ν has been compensated for by decreasing Ω_{CDM} correspondingly.

3. Data and methods

3.1. Cosmological data

Our analysis include both observations of CMB, LSS, SN1a, information about baryonic acoustic oscillations (BAO) in the matter power spectrum and constraints from the cluster mass function from weak gravitational lensing. We have also applied priors on H_0 and Ω_b .

The CMB data used in our analysis, comes from the temperature [22] and polarization [23] data from the 3-year data release from the WMAP team. The WMAP experiment is a satellite based full-sky survey of the CMB temperature anisotropies and polarization. In

our analysis of the WMAP data we have used the Fortran 90 likelihood code[‡] provided with the data release.

We have used LSS data from the Sloan Digital Sky Survey (SDSS) luminous red galaxy (LRG) sample [24]. As SN1a data we have used the sample from the Supernova Legacy Survey (SNLS) [25]. Other probes of the matter distribution that we have applied come from the measurement of the baryonic acoustic peak (BAO) in the matter power spectrum and the cluster mass function (CMF) from weak gravitational lensing. The BAO constraint comes from the SDSS-LRG sample [26], and we have adopted the fit function from [27],

$$A_{\text{BAO}} = 0.469 \left(\frac{n_s}{0.98} \right)^{-0.35} (1 + 0.94f_\nu) \pm 0.017, \quad (2)$$

where

$$A_{\text{BAO}} \equiv \left[D_M(z)^2 \frac{z}{H(z)} \right]^{1/3} \frac{\sqrt{\Omega_m H_0^2}}{z}, \quad (3)$$

and $D_M(z)$ is the comoving angular diameter distance at redshift z .

Handles on parameters governing the clustering of matter are also provided by the cluster mass function. The cluster mass function from weak gravitational lensing, as measured in [28], gives constraints on a combination of Ω_m and σ_8 (the root-mean-square mass fluctuations in spheres of radius $8h^{-1}\text{Mpc}$). We have adopted the fit-function for χ_{CMF}^2 from [8],

$$\chi_{\text{CMF}}^2 = 10000u^4 + 6726u^3 + 1230u^2 - 4.09u + 0.004 \quad (4)$$

where $u = \sigma_8(\Omega_m/0.3)^{0.37} - 0.67$.

A prior on the Hubble parameter, $h = 0.72 \pm 0.08$ [29] comes from the Hubble Space Telescope (HST) key project. From big bang nucleosynthesis (BBN) we adopt a prior on the baryon density today, $\Omega_b h^2 = 0.022 \pm 0.002$ [30–32].

Throughout the entire work we also apply a top-hat prior on the age t_0 of the universe: $10 \text{ Gyr} < t_0 < 20 \text{ Gyr}$.

3.2. Constraints from KATRIN

The KATRIN [6] experiment measures the energy distribution of electrons from tritium beta decay. The exact shape of the end of this spectrum will depend on how much of the energy that is bound in the outgoing electron neutrinos, and thus also be a probe of the electron neutrino mass. If KATRIN does not detect m_{ν_e} , they are expected to place an upper limit on $m_{\nu_e} < 0.2\text{eV}$ (90% C.L.). They expect to reach an uncertainty of $\sigma_{m_{\nu_e}^2} \approx 0.025\text{eV}^2$.

Here we have adopted this uncertainty for two cases, one assuming $m_{\nu_e} = 0\text{eV}$ (i.e., no detection by KATRIN), and one assuming $m_{\nu_e} = 0.3\text{eV}$ (giving $M_\nu = 0.9\text{eV}$). Further we have assumed the Gaussian distribution of $m_{\nu_e}^2$ around these values [6, 12], and used this as a prior in our cosmological parameter analysis.

[‡] <http://lambda.gsfc.nasa.gov>; version v2p2

3.3. Method

Employing the publicly available Markov Chain Monte Carlo code CosmoMC[13] we have studied our seven-parameter model for two combinations of datasets; first using only WMAP data, and then adding LSS, SN1a data and priors from HST, BBN, BAO and CMF. In both cases we have compared the results from using only cosmological data, and from adding priors from KATRIN in the case of $m_{\nu_e} = 0\text{eV}$ and $m_{\nu_e} = 0.3\text{eV}$. First we will assume $w = -1$ (cosmological constant).

Yet more freedom in the cosmological model might be added by including w as a free parameter, yielding a more general form of the dark energy component. We will also include w in our analysis, assuming it to be constant.

4. Results

4.1. A 7-parameter model

Starting out, we considered the simplest case using only the standard 7 parameter universe model, as explained in section 2, and WMAP data only. Then we added the assumed KATRIN priors for $m_{\nu_e} = 0\text{eV}$ and $m_{\nu_e} = 0.3\text{eV}$ as explained in section 3.2. The results are summarized in Figure 2 and Table 1. One easily sees that the different priors from

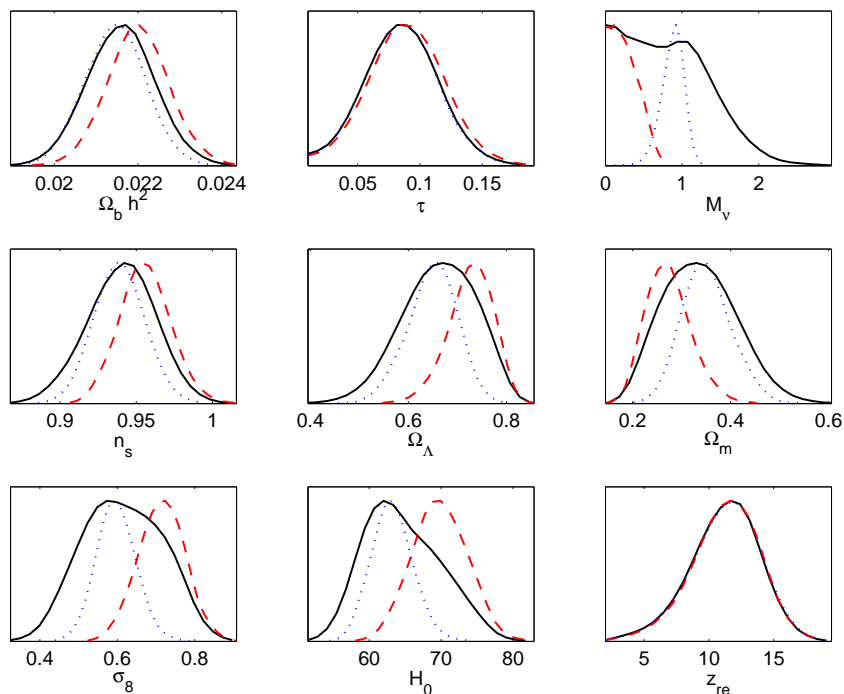


Figure 2. Marginalized parameter distributions when using WMAP data (black solid lines), compared to the resulting distributions when adding KATRIN data with $m_{\nu_e} = 0\text{eV}$ (red dashed lines) and $m_{\nu_e} = 0.3\text{eV}$ (blue dotted lines).

	$m_{\nu_e} = \text{free}$	$m_{\nu_e} = 0\text{eV}$	$m_{\nu_e} = 0.3\text{eV}$
$\Omega_b h^2$	0.0216 ± 0.0008	0.0220 ± 0.0007	0.0215 ± 0.0007
h	$0.65^{+0.06}_{-0.05}$	0.70 ± 0.04	0.63 ± 0.03
τ	0.085 ± 0.029	0.089 ± 0.029	0.085 ± 0.028
n_s	0.940 ± 0.022	0.956 ± 0.016	0.939 ± 0.016
σ_8	$0.61^{+0.09}_{-0.10}$	0.71 ± 0.06	0.60 ± 0.05
Ω_Λ	0.66 ± 0.07	0.73 ± 0.04	0.65 ± 0.05
Ω_m	0.34 ± 0.07	0.27 ± 0.04	0.35 ± 0.05
z_{re}	11.2 ± 2.6	11.3 ± 2.6	11.2 ± 2.7
$M_\nu \text{ (eV)}$	$< 1.75 \text{ (95\% C.L.)}$	$< 0.58 \text{ (95\% C.L.)}$	$0.87^{+0.10}_{-0.13}$

Table 1. Limits on cosmological parameters with different priors on the neutrino mass when using WMAP data only. In the left column are the results from having no priors on M_ν (black solid lines in Figure 2), the middle column shows the results when using the assumed KATRIN prior in the case of $m_{\nu_e} = 0\text{eV}$ (red dashed lines in Figure 2), and the rightmost column gives the results with an assumed KATRIN prior for $m_{\nu_e} = 0.3\text{eV}$.

KATRIN indeed affect some of the parameter constraints.

Evidently the inferred value of h depend heavily on which prior we assume on m_{ν_e} . A larger M_ν requires a smaller h . This degeneracy is not very surprising, as both M_ν and H_0 tend to shift the positions of the acoustic peaks in the CMB power spectrum, as mentioned in section 2. Note that we have assumed no prior on H_0 in this case. Also σ_8 is highly dependent on the priors on m_{ν_e} . We saw in section 2 that M_ν alters the height of the peaks in the CMB power spectrum, and it will therefore be strongly correlated with σ_8 which is an amplitude parameter.

Effects on n_s may be even more interesting. The significance of $n_s < 1$ is important, as $n_s \lesssim 1$ is a generic prediction of most inflation models. In the case of $m_{\nu_e} = 0\text{eV}$, we find a significance of 2.7σ for $n_s < 1$, while this increases to 3.8σ when applying a KATRIN prior in the case of $m_{\nu_e} = 0.3\text{eV}$. This degeneracy between M_ν and n_s stems from the fact that increasing M_ν tends to increase the amplitude of the acoustic peaks on scales smaller than the neutrino free streaming scale. This can be compensated by decreasing n_s which will give a larger tilt on the primordial power spectrum.

Modifications in the distributions of Ω_m and Ω_Λ are also evident. This happens since increasing M_ν will shift the time of matter-radiation equality and thus amplify the acoustic peaks, and this effect can be compensated by increasing Ω_m (and thus also reducing Ω_Λ).

Next, we added data from LSS, SN1, HST, BBN, BAO and CMF to the WMAP data. Doing this, the limit on M_ν from cosmology alone is in the same range as we get from KATRIN in the case of $m_{\nu_e} = 0$, thus we would not expect a large effect from adding the KATRIN prior in this case. If, however, we apply the $m_{\nu_e} = 0.3\text{eV}$ scenario, we would expect to see some effects. This is indeed the case, as we can see from Figure 3 and Table 2.

The effect of adding a KATRIN prior with $m_{\nu_e} = 0.3\text{eV}$ is most pronounced for the Ω_m , Ω_Λ , σ_8 and h . The shifts in the distributions can be explained by much of the same

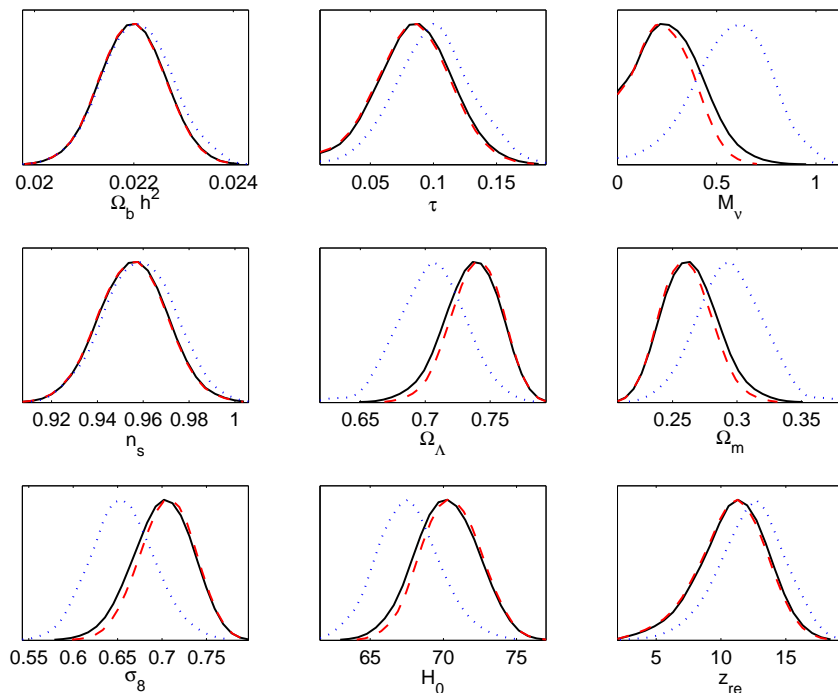


Figure 3. Marginalized parameter distributions when using data from WMAP+LSS+SN1+HST+BBN+BAO+CMF (black solid lines), compared to the resulting distributions when adding KATRIN data with $m_{\nu_e} = 0\text{eV}$ (red dashed lines) and $m_{\nu_e} = 0.3\text{eV}$ (blue dotted lines).

	$m_{\nu_e} = \text{free}$	$m_{\nu_e} = 0\text{eV}$	$m_{\nu_e} = 0.3\text{eV}$
$\Omega_b h^2$	0.0220 ± 0.0006	0.0220 ± 0.0006	0.0221 ± 0.0007
h	0.70 ± 0.02	0.71 ± 0.02	0.68 ± 0.02
τ	0.086 ± 0.029	0.084 ± 0.028	0.100 ± 0.029
n_s	0.956 ± 0.014	0.955 ± 0.014	0.958 ± 0.015
σ_8	0.70 ± 0.03	0.71 ± 0.03	0.66 ± 0.04
Ω_Λ	0.74 ± 0.02	0.74 ± 0.02	0.71 ± 0.03
Ω_m	0.26 ± 0.02	0.26 ± 0.02	0.29 ± 0.03
z_{re}	10.9 ± 2.6	10.8 ± 2.6	12.3 ± 2.5
$M_\nu \text{ (eV)}$	$< 0.55 \text{ (95\% C.L.)}$	$< 0.47 \text{ (95\% C.L.)}$	$0.58^{+0.15}_{-0.17}$

Table 2. Limits on cosmological parameters with different priors on the neutrino mass using the full range of data sets WMAP+LSS+SN1a+HST+BBN+BAO+CMF. In the left column are the results from having no priors on M_ν (black solid lines in Figure 2), the middle column shows the results when using the assumed KATRIN prior in the case of $m_{\nu_e} = 0\text{eV}$ (red dashed lines in Figure 2), and the rightmost column gives the results with an assumed KATRIN prior for $m_{\nu_e} = 0.3\text{eV}$.

arguments as in the case where we used WMAP data only. A difference can be seen in the effect on n_s . When using only WMAP data, a larger m_{ν_e} pulled n_s to lower values, while

here n_s is shifted to slightly larger values. This can be understood by the effect of M_ν on the matter power spectrum, where a larger M_ν suppresses small scale fluctuations. This can be compensated by increasing n_s .

4.2. Constraining w

Next we redo the analysis, including w as a free parameter. The resulting constraints on w can be seen in Figure 4 and Table 3.

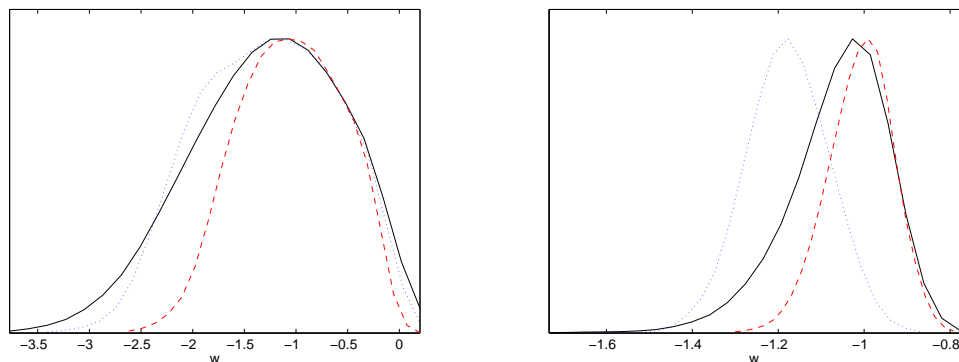


Figure 4. Marginalized parameter distributions of w when using data from WMAP only (left panel) and WMAP+LSS+SN1a+HST+BBN+BAO+CMF(right panel). Black solid lines show the distributions for cosmological data only. This is compared to the resulting distributions when adding KATRIN data with $m_{\nu_e} = 0\text{eV}$ (red dashed lines) and $m_{\nu_e} = 0.3\text{eV}$ (blue dotted lines).

Cosmological data	$m_{\nu_e} = \text{free}$	$m_{\nu_e} = 0\text{eV}$	$m_{\nu_e} = 0.3\text{eV}$
WMAP	$-1.3^{+0.5}_{-0.6}$	-1.1 ± 0.4	-1.3 ± 0.5
WMAP++	$-1.06^{+0.10}_{-0.11}$	-1.01 ± 0.07	-1.18 ± 0.09

Table 3. Limits on the equation of state of dark energy, w , with different priors on the neutrino mass. The first row are the results from using WMAP data only. The second row comes from using the full range of data sets WMAP+LSS+SN1a+HST+BBN+BAO+CMF.

When using WMAP data only, the constraints on w are relatively weak. One usually needs to include e.g. SN1a or LSS data to get tight constraints on this parameter, as the main effect of w is to change the expansion history at late times. We see, however, that the lower limit on w improves from $w > -2.5$ to $w > -1.8$ (95% C.L.) when including the KATRIN prior for $m_{\nu_e} = 0\text{eV}$. This happens since increasing w will decrease the late-time expansion rate of the universe and thus shift the peaks in the CMB power spectrum to the left. This can be compensated by reducing M_ν , which will shift the peaks back to the right.

When using the full range of cosmological data sets, the results become more interesting, as the constraints on w are tighter in this case. Here, the most interesting

effect occurs in the case of adding a KATRIN prior for $m_{\nu_e} = 0.3\text{eV}$, which makes $w = -1$ excluded by approximately 2σ . That means that a positive KATRIN detection of m_{ν_e} in this range, would be an indication of $w < -1$, which would be very interesting from a cosmological point of view.

The reason for this dependence on M_ν , can partially be explained by the shift of the peaks in the CMB power spectrum. But maybe more important is the fact that a smaller w will require a smaller Ω_Λ to accommodate the accelerated expansion observed in the SN1a data. This will in turn increase Ω_m , which will allow for larger neutrino masses, as explained earlier.

5. Goodness of fit

Another interesting issue is the change in χ^2 when adding the KATRIN priors. For each combination of cosmological model and data sets, we have calculated the change in χ^2 by

$$\Delta\chi^2 = 2 \ln \mathcal{L}(\text{no prior on } M_\nu) - 2 \ln \mathcal{L}(\text{KATRIN prior on } M_\nu), \quad (5)$$

where \mathcal{L} is the likelihood of the best-fit sample in each combination of data sets on cosmological model. Thus $\Delta\chi^2$ is a measure of how much worse the fit to the data becomes by introducing the KATRIN priors in the different cases. The resulting values of $\Delta\chi^2$ are summarized in Table 4.

We see that in the case of $m_{\nu_e} = 0\text{eV}$, the changes in χ^2 are small compared to the models with no prior on M_ν . This is not surprising, as values of $M_\nu \approx 0\text{eV}$ fit the cosmological data very well. When using the full range of data sets in our 7 parameter model, the situation becomes slightly worse, giving $\Delta\chi^2 = -4.08$. Introducing w as a free parameter in our model, the change in χ^2 by introducing the $m_{\nu_e} = 0.3\text{eV}$ is not that severe anymore, giving $\Delta\chi^2 = -1.59$. This can be understood by the well-known degeneracy between M_ν and w .

Cosmological data	Model	$\Delta\chi^2(m_{\nu_e} = 0\text{eV})$	$\Delta\chi^2(m_{\nu_e} = 0.3\text{eV})$	N_{par}
WMAP	$\Lambda\text{CDM} + M_\nu$	-0.01	-0.18	7
WMAP++	$\Lambda\text{CDM} + M_\nu$	-0.02	-4.08	7
WMAP	$\Lambda\text{CDM} + M_\nu + w$	-0.13	-0.01	8
WMAP++	$\Lambda\text{CDM} + M_\nu + w$	-0.07	-1.59	8

Table 4. $\Delta\chi^2$ of the models with a KATRIN prior on M_ν relative to the models with no prior on M_ν . WMAP++ refers to the analysis with using all data sets WMAP+LSS+SN1a+HST+BBN+BAO+CMF as described in the text. N_{par} refers to the number of free parameters in the models.

6. Discussion and conclusions

In this paper we have investigated whether constraints on m_{ν_e} from the KATRIN experiment will affect our knowledge on cosmological parameters. This has been done

for two scenarios, one where $m_{\nu_e} = 0\text{eV}$, and one where $m_{\nu_e} = 0.3\text{eV}$. We have carried out the analysis both with a simple 7-parameter model with a cosmological constant, and extending the parameter space to include the equation of state for dark energy, w , as a free parameter.

When using WMAP data only, we find that knowledge from the KATRIN experiment will contribute significantly to constrain a wide range of cosmological parameters, regardless of which of the m_{ν_e} scenarios we use. For instance will the significance of $n_s < 1$ depend on what KATRIN tells us about m_{ν_e} . Other parameters that are sensitive to the value of m_{ν_e} are Ω_m , Ω_Λ , σ_8 and H_0 .

Adding more cosmological data sets, both from SN1a, galaxy catalogues and other priors, the situation changes a bit. In this case M_ν is strongly constrained from above by cosmology alone, such that an additional KATRIN prior in the case of $m_{\nu_e} = 0\text{eV}$ has little effect on our cosmological parameter constraints. However, if KATRIN measures a neutrino mass of $m_{\nu_e} = 0.3\text{eV}$, there will be significant shifts in several of the parameter distributions. One should also note that several of the extra cosmological data sets added here may be affected by uncontrolled systematics (see [8]). Therefore, having cosmological constraints from WMAP+KATRIN without any additional cosmological data sets will be interesting regardless of the possibility to add other cosmological data sets to obtain similar results.

In the case of w the most interesting result occurs in the scenario of a KATRIN defection of $m_{\nu_e} = 0.3\text{eV}$ and using the full range of data sets. In this case, $w < -1$ is favored at a 2σ level. It should also be mentioned that there are degeneracies between parameters from different cosmological inflation models and neutrino masses (see [33]). This means that a KATRIN prior on M_ν will be important also for constraining inflationary models.

To conclude, we find that the expected limits on m_{ν_e} from KATRIN, will be a useful input to constrain cosmological models, regardless of the value of m_{ν_e} . If KATRIN detects a non-zero value of m_{ν_e} , this would be especially interesting.

Acknowledgments

We wish to thank Ole Høst, Klaus Eitel and Hans Kristian Eriksen for useful comments and suggestions. The work of ØE is supported by the Research Council of Norway, project number 162830.

REFERENCES

- [1] D. N. Spergel et al. Wilkinson microwave anisotropy probe (WMAP) three year results: Implications for cosmology. *Astrophys. J. Suppl.*, 170:377, 2007.
- [2] Richard Lieu. Λ CDM cosmology: how much suppression of credible evidence, and does the model really lead its competitors, using all evidence? *arXiv:0705.2462 [astro-ph]*, 2007.
- [3] M. D. Messier. Review of neutrino oscillations experiments. *hep-ex/0606013*, 2006.
- [4] V. M. Lobashev et al. Direct search for mass of neutrino and anomaly in the tritium beta-spectrum. *Phys. Lett.*, B460:227–235, 1999.

- [5] C. Weinheimer et al. High precision measurement of the tritium beta spectrum near its endpoint and upper limit on the neutrino mass. *Phys. Lett.*, B460:219–226, 1999.
- [6] KATRIN collaboration. KATRIN design report 2004. <http://www-ik.fzk.de/katrin/publications/documents/DesignReport2004-12Jan2005.pdf>, 2005.
- [7] Uros Seljak, Anze Slosar, and Patrick McDonald. Cosmological parameters from combining the lyman-alpha forest with CMB, galaxy clustering and SN constraints. *JCAP*, 0610:014, 2006.
- [8] Jostein R. Kristiansen, Oystein Elgaroy, and Hakon Dahle. Using the cluster mass function from weak lensing to constrain neutrino masses. *Phys. Rev.*, D75:083510, 2007.
- [9] Caroline Zunckel and P. G Ferreira. Conservative estimates of the mass of the neutrino from cosmology. *JCAP*, 0708:004, 2007.
- [10] H. V. Klapdor-Kleingrothaus, I. V. Krivosheina, A. Dietz, and O. Chkvorets. Search for neutrinoless double beta decay with enriched ge- 76 in gran sasso 1990-2003. *Phys. Lett.*, B586:198–212, 2004.
- [11] Axel De La Macorra, Alessandro Melchiorri, Paolo Serra, and Rachel Bean. The impact of neutrino masses on the determination of dark energy properties. *Astropart. Phys.*, 27:406–410, 2007.
- [12] Ole Host, Ofer Lahav, Filipe B. Abdalla, and Klaus Eitel. Forecasting neutrino masses from combining katrin and the cmb: Frequentist and bayesian analyses. *arXiv:0709.1317 [hep-ph]*, 2007.
- [13] Antony Lewis and Sarah Bridle. Cosmological parameters from CMB and other data: a monte- carlo approach. *Phys. Rev.*, D66:103511, 2002.
- [14] Julien Lesgourgues and Sergio Pastor. Massive neutrinos and cosmology. *Phys. Rept.*, 429:307–379, 2006.
- [15] Steen Hannestad. Neutrino masses and the dark energy equation of state: Relaxing the cosmological neutrino mass bound. *Phys. Rev. Lett.*, 95:221301, 2005.
- [16] Oystein Elgaroy and Ofer Lahav. Neutrino masses from cosmological probes. *New J. Phys.*, 7:61, 2005.
- [17] Anze Slosar. Detecting neutrino mass difference with cosmology. *Phys. Rev.*, D73:123501, 2006.
- [18] John F. Beacom, Nicole F. Bell, and Scott Dodelson. Neutrinoless universe. *Phys. Rev. Lett.*, 93:121302, 2004.
- [19] Nicole F. Bell, Elena Pierpaoli, and Kris Sigurdson. Cosmological signatures of interacting neutrinos. *Phys. Rev.*, D73:063523, 2006.
- [20] Scott Dodelson, Evalyn Gates, and Albert Stebbins. Cold + hot dark matter and the cosmic microwave background. *Astrophys. J.*, 467:10–18, 1996.
- [21] Kazuhide Ichikawa, Masataka Fukugita, and Masahiro Kawasaki. Constraining neutrino masses by CMB experiments alone. *Phys. Rev.*, D71:043001, 2005.
- [22] G. Hinshaw et al. Three-Year Wilkinson Microwave Anisotropy Probe (WMAP) Observations: Temperature Analysis. *Astrophys. J.*, 170:288–334, June 2007.
- [23] L. Page et al. Three-Year Wilkinson Microwave Anisotropy Probe (WMAP) Observations: Polarization Analysis. *Astrophys. J.*, 170:335–376, June 2007.
- [24] M. Tegmark et al. Cosmological constraints from the SDSS luminous red galaxies. *Phys. Rev.*, D74:123507, 2006.
- [25] Pierre Astier et al. The supernova legacy survey: Measurement of ω_m , ω_Λ and w from the first year data set. *Astron. Astrophys.*, 447:31–48, 2006.
- [26] Daniel J. Eisenstein et al. Detection of the baryon acoustic peak in the large-scale correlation function of SDSS luminous red galaxies. *Astrophys. J.*, 633:560–574, 2005.
- [27] Ariel Goobar, Steen Hannestad, Edvard Mortsell, and Huitzu Tu. A new bound on the neutrino mass from the sdss baryon acoustic peak. *JCAP*, 0606:019, 2006.
- [28] Hakon Dahle. The cluster mass function from weak gravitational lensing. *Astrophys. J.*, 653:954–962, 2006.
- [29] W. L. Freedman et al. Final results from the hubble space telescope key project to measure the hubble constant. *Astrophys. J.*, 553:47–72, 2001.
- [30] S. Burles, K. M. Nollett, and Michael S. Turner. What is the bbn prediction for the baryon density and how reliable is it? *Phys. Rev.*, D63:063512, 2001.
- [31] Richard H. Cyburt. Primordial nucleosynthesis for the new cosmology: Determining uncertainties

- and examining concordance. *Phys. Rev.*, D70:023505, 2004.
- [32] Pasquale Dario Serpico et al. Nuclear reaction network for primordial nucleosynthesis: a detailed analysis of rates, uncertainties and light nuclei yields. *JCAP*, 0412:010, 2004.
- [33] Jan Hamann, Steen Hannestad, Martin S. Sloth, and Yvonne Y. Y. Wong. How robust are inflation model and dark matter constraints from cosmological data? *Phys. Rev.*, D75:023522, 2007.