

Quantum non-demolition measurements of single donor spins in semiconductors

Mohan Sarovar¹, Kevin C. Young^{1,2}, Thomas Schenkel³, and K. Birgitta Whaley¹

Berkeley Center for Quantum Information and Computation,

Departments of Chemistry¹ and Physics², University of California, Berkeley, California 94720

³*Accelerator and Fusion Research Division, Lawrence Berkeley National Laboratory, Berkeley, California 94720*

We propose a technique for measuring the state of a single donor electron spin using a field-effect transistor induced two-dimensional electron gas and electrically detected magnetic resonance techniques. The scheme is facilitated by hyperfine coupling to the donor nucleus. We analyze the potential sensitivity and outline experimental requirements. Our measurement provides a single-shot, projective, and quantum non-demolition measurement of an electron-encoded qubit state.

PACS numbers: 73.23.-b, 03.67.Lx, 76.30.-v, 84.37.+q

Semiconductor implementations of quantum computation have become a vibrant subject of study in the past decade because of the promise quantum computers (QCs) hold for radically altering our understanding of efficient computation, and the appeal of bootstrapping the wealth of engineering experience that the semiconductor industry has accumulated. A promising avenue for implementing quantum computing in silicon was proposed by Kane [1], suggesting the use of phosphorous nuclei to encode quantum information. However, while the long coherence times of the nuclei are advantageous for information storage tasks, their weak magnetic moment also results in long gate operation times. In contrast, donor *electrons* in Si couple strongly to microwave radiation and permit the fast execution of gates; and while electron spin decoherence times are shorter than their nuclear counterparts, the tradeoff of faster operation times for decreased robustness to noise could be appropriate to implementing a fault-tolerant QC. This has led several authors to suggest the use of electron spin qubits as a variant on the original Kane proposal (e.g. [2, 3]), and we focus on such a modified Kane architecture here.

An integral part of any quantum computation architecture is the capacity for high-fidelity qubit readout. While small ensembles of donor spins have been detected [4] and single spin measurements have been demonstrated (e.g. [5]), detection of spin states of single donor electrons and nuclei in silicon has remained elusive. In this paper we analyze spin dependent scattering between conduction electrons and neutral donors [6, 7] as a spin-to-charge-transport conversion technique, and show that quantum non-demolition (QND) measurements of single electron spin-encoded qubit states are realistically achievable when mediated via nuclear spin states. Such a measurement will also be of value to the developing field of spintronics [8]. Our readout takes advantage of two features: i) the ability to perform electron spin resonance spectroscopy using a high-mobility two-dimensional electron gas (2DEG), and ii) the hyperfine shift induced on dopant electron Zeeman energies by the dopant nuclear spin state. We examine these two aspects separately in the following and then outline our proposed protocol for

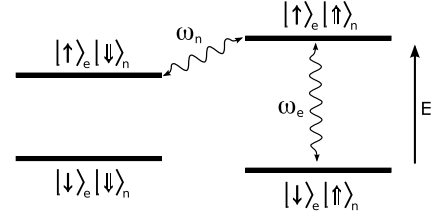


FIG. 1: Four-level system of electron-nuclear spin degrees of freedom. The energy eigenstates in the secular approximation are the eigenstates of σ_z^e and σ_z^n . The transitions indicated by arrows are required for the state transfer described in the text.

qubit readout.

The low-energy, low-temperature Hamiltonian describing the electron and nuclear spins of a phosphorous dopant in a static magnetic field, $\mathbf{B} = B\hat{\mathbf{z}}$ is

$$H = \frac{1}{2} [g_e \mu_B B \sigma_z^e - g_n \mu_n B \sigma_z^n] + A \boldsymbol{\sigma}^e \cdot \boldsymbol{\sigma}^n \quad (1)$$

where μ_B and μ_n are the Bohr and nuclear magnetons, g_e (g_n) is the electron (nuclear) g -factor, and A characterizes the strength of the hyperfine interaction between the two spins [1] (we set $\hbar = 1$ throughout the paper). For moderate and large values of B , the σ_z terms dominate and we can make the *secular approximation*, to arrive at: $H \approx 1/2 [g_e \mu_B B \sigma_z^e - g_n \mu_n B \sigma_z^n] + A \sigma_z^e \sigma_z^n$. The energy levels and eigenstates of this Hamiltonian are shown in Fig. 1. Note that we have ignored the coupling of both spins to uncontrolled degrees of freedom such as paramagnetic defects and phonons (coupling to lattice spins can be mitigated by the use of a ^{28}Si substrate). These environmental couplings will contribute to decoherence of the nuclear and electron spin states (e.g. [9]), and we will simply assume that this results in some effective relaxation and dephasing of the electron and nuclear spins.

The use of electrical conductivity properties of semiconductors to investigate spin properties of (bulk-doped) impurities has a long history [10], including studies of donor polarization using a 2DEG probe [6]. The basic principle exploited in these studies is the role of the

exchange interaction in electron-electron scattering. At a scattering event between a conduction electron and a loosely bound donor impurity electron, the Pauli principle demands that the combined wave function of the two electrons be antisymmetric with respect to coordinate exchange. This constraint, together with the fact that the combined spin state can be symmetric (triplet) or antisymmetric (singlet), imposes a correlation between the spatial and spin parts of the wave function and results in an effective spin dependence of the scattering matrix, leading to a spin dependent conductance. Application of a static magnetic field will partially polarize conduction and impurity electrons leading to excess triplet scattering. A microwave drive will alter these equilibrium polarizations when on resonance with impurity (or conduction) electron Zeeman energies and hence alter the ratio of singlet versus triplet scattering events, registering as a change in the 2DEG current. Thus, the spin dependent 2DEG current can be used as a detector of spin resonance and accordingly this technique is commonly known as *electrically detected magnetic resonance* (EDMR). Ghosh and Silsbee employed EDMR in bulk doped natural silicon to resolve resonance peaks corresponding to donor electron spins that are hyperfine split by donor P nuclei [6]. Recently, this technique has also been employed to investigate spin dependent transport with micron-scale transistors constructed in isotopically enriched ^{28}Si and implanted with ^{121}Sb donors [7].

A crucial question in the context of quantum computing is whether the spin-dependent 2DEG current can be used to measure the state of an electron-spin qubit, as spin-dependent tunneling processes have been employed [5]. The fundamental concern here is whether the spin exchange scattering interaction at the core of the spin-dependent 2DEG current allows for a quantum state measurement of a single donor impurity electron spin. A spin (1/2) state measurement couples the microscopic state of the spin, given in general by a (normalized) density matrix, $\rho_i = \begin{pmatrix} a & c \\ c^* & b \end{pmatrix}$ (in the measurement basis, with $a + b = 1$), to a macroscopic meter variable I , the 2DEG current in our case. The meter variable can take one of two values, and at the conclusion of the measurement, a faithful measuring device would register each meter variable with the correct statistics, i.e., I_\uparrow with probability a and I_\downarrow with probability b . A QND measurement device will have the additional property that once a meter variable has been registered, the measured spin remains in the state corresponding to the value registered so that a second measurement gives the same result.

To investigate the ability of the spin-dependent 2DEG current to measure the electronic spin state, we shall use a minimal model of the scattering process. Since we are primarily concerned with the spin state of the particles involved in the scattering, we examine the transformation that a single scattering event induces on

the spinor components of the conduction and impurity electrons. We write this transformation as $\rho_{\text{out}}(\Omega) = \mathcal{T}\rho_{\text{in}}\mathcal{T}^\dagger/\text{tr}(\mathcal{T}\rho_{\text{in}}\mathcal{T}^\dagger)$, where $\rho_{\text{in/out}}$ are the density operators for the spin state of the combined two-electron system, and: $\mathcal{T} = F_d + F_x\sigma_c \cdot \sigma_i$ [11]. Here F_d (F_x) is the amplitude for un-exchanged (exchanged) conduction and impurity electron scattering. Note that the spatial aspects of the problem only enter into the amplitudes: $F_{d/x} \equiv F_{d/x}(\Omega)$. We are not aware of any calculations of these in the quasi two-dimensional situation relevant here and will therefore leave them as free parameters. The differential cross section for scattering into all final spin states, $d\Sigma(\Omega)/d\Omega$ is the trace of $\mathcal{T}\rho_{\text{in}}\mathcal{T}^\dagger$.

Now, assume an initial state $\rho_{\text{in}} = (p|\uparrow\rangle_c\langle\uparrow| + (1-p)|\downarrow\rangle_c\langle\downarrow|) \otimes \rho_i$, where the first term in the tensor product is the state of the conduction electron (the conduction band is assumed to be polarized to the degree $P_c^0 = 2p - 1$, $0 \leq p \leq 1$), and the second term is the general state of the donor electron given above. After applying the scattering transformation and tracing out the conduction electron (because we have no access to its spin after the scattering event in this experimental scheme) we get a map that represents the transformation of the impurity electron state due to one scattering event:

$$\begin{aligned} \rho_i &\rightarrow \rho'_i \\ &= \frac{(1-p)}{\mathcal{N}} [(F_d + F_x\sigma_z)\rho_i(F_d^* + F_x^*\sigma_z) + |F_x|^2\sigma_-\rho_i\sigma_+] \\ &\quad + \frac{p}{\mathcal{N}} [(F_d - F_x\sigma_z)\rho_i(F_d^* - F_x^*\sigma_z) + |F_x|^2\sigma_+\rho_i\sigma_-] \end{aligned} \quad (2)$$

where \mathcal{N} is a normalization constant to ensure $\text{tr}(\rho'_i) = 1$. In order for the measurement to be faithful, the diagonal elements of the impurity spin state (the population probabilities) must be preserved under the interaction – that is, the measurement interaction can induce dephasing (in the measurement basis), but no other decoherence. However, the terms proportional to $|F_x|^2$ in Eq. (2) suggest that there will be population mixing. This can be quantified by iterating the recursion to simulate the effects of the repeated scattering events that contribute to the current. An appropriate quantification of measurement quality is the *measurement fidelity* [12]: $\mathcal{F}_n = 2|(\sqrt{a^{(n)}}\sqrt{a^{(0)}} + \sqrt{b^{(n)}}\sqrt{b^{(0)}})^2 - 0.5|$, where $a^{(n)}$ and $b^{(n)}$ are the diagonal elements of ρ_i after n scattering events. An ideal measurement has $\mathcal{F}_n = 1$, while $\mathcal{F}_n = 0$ indicates a measurement that yields no information – i.e. no correlation between the original qubit state and the meter variables. Since the measurement should work for all initial states, we consider the worst-case measurement fidelity: $\mathcal{F}_n^w = \min_{a^{(0)}, b^{(0)}} \mathcal{F}_n$. By extrapolating from present experiments [7], factoring in improved 2DEG mobility [13] and increased conduction electron polarization, we show below that an optimistic estimate for the shot-noise-limited measurement time is $\tau_m \sim 10^{-3}$ s, within which there will be $\sim 10^8$ scattering events [14]. Although we do not have explicit knowledge

of the scattering amplitudes, we find from iterating the above recursion for a broad range of values F_x/F_d that \mathcal{F}_n^w after $\sim 10^8$ scattering events is $\ll 1$ for any non-zero exchange amplitude $|F_x|$ and any polarization, P_c^0 . In fact, \mathcal{F}_n^w typically drops to near zero already after $\sim 10 - 100$ scattering events. Thus the measurement induced population mixing time is $T_{\text{mix}} \sim 1 - 10\text{ps}$, which is drastically smaller than τ_m [21]. This makes it impossible to faithfully map the electron spin state onto the meter variables, and hence impossible to perform a single electron spin state measurement using the 2DEG current directly. However, as we will now show, it is possible to make use of the nuclear spin degree of freedom in order to utilize EDMR for projective and QND measurement of single spin states. Note that the state of the nuclear spin affects the Zeeman splitting of the electron spin (and thus its resonant frequency) via the mutual hyperfine coupling (Eq. (1) and Fig. 1). Therefore our strategy is to transfer the qubit state from the electron to the nucleus and then to perform an EDMR readout.

To perform the state transfer, we appeal to the qubit SWAP gate: $\text{SWAP}[\rho_e \otimes \tau_n] \text{SWAP}^\dagger = \tau_e \otimes \rho_n$. SWAP can be decomposed into the sequence of three controlled-not (CNOT) gates [15] $\text{SWAP} = \text{CNOT}_n \text{CNOT}_e \text{CNOT}_n$, where the subscript indicates which of the two qubits is acting as the control. However, the complete exchange of qubit states is unnecessary, since the spin state of the impurity electron is lost to the environment by the application of resonant pulses and elastic scattering with conduction electrons in the 2DEG. Therefore, the final operator in the sequence can be neglected since it only alters the state of the electron. This leads to the definition of the electron-to-nucleus transfer gate, $\text{TRANS}_e = \text{CNOT}_e \text{CNOT}_n$. Suppose the electron is in an initial (pure) state, $|\psi\rangle_e = \alpha|\uparrow\rangle_e + \beta|\downarrow\rangle_e$, while the nucleus is in a general mixed state, $\tau_n = \begin{pmatrix} u & w \\ w^* & v \end{pmatrix}$. After performing the state transfer on the combined state and tracing over the electron degrees of freedom (because it is lost to the environment), we are left with the reduced density matrix describing the nucleus, $\text{tr}_e(\text{TRANS}_e[\rho_e \otimes \tau_n] \text{TRANS}_e^\dagger) = \begin{pmatrix} |\alpha|^2 & \alpha\beta^*(w + w^*) \\ \alpha^*\beta(w + w^*) & |\beta|^2 \end{pmatrix}$. Because of the hyperfine coupling (Fig. 1), resonance will occur at the lower frequency with probability $|\alpha|^2$ and at the higher frequency with probability $|\beta|^2$. The electrical detection of this shift from the free electron resonance frequency by EDMR constitutes a single-shot, projective measurement in the σ_z basis of the original electron state (and therefore, qubit state) with the correct statistics.

The CNOT gates that compose the state transfer are implemented in this system by the application of resonant pulses. CNOT_e interchanges the states $|\uparrow\rangle_e |\uparrow\rangle_n$ and $|\uparrow\rangle_e |\downarrow\rangle_n$ and so can be implemented by application

of a resonant π -pulse at frequency ω_n (see Fig. 1), which is an RF transition in this system. Similarly, CNOT_n interchanges $|\uparrow\rangle_e |\uparrow\rangle_n$ and $|\downarrow\rangle_e |\uparrow\rangle_n$ and is implemented by a resonant π -pulse at ω_e , a microwave transition. Each of these transitions is dipole-allowed, ensuring that gate times are sufficiently fast. The ability to apply pulses faster than relevant decoherence times, a realistic experimental assumption for donors in Si [16], is required for successful implementation of the state transfer. The 2DEG current is off during the state transfer. Once the current is switched on, the dynamics of the donor electron due to scattering and microwave driving will contribute to the decoherence of the nuclear spin. Donor nuclear spin relaxation is not well characterized under these conditions but we expect that in large magnetic fields the donor electron dynamics contributes primarily to dephasing of the nuclear state. This can be made precise by performing perturbation theory on Eq. (1) in the parameter A/Δ , where $\Delta \equiv \omega_e - \omega_n = B(g_e\mu_B - g_n\mu_n)$. In the *detuned* regime where $A/\Delta \ll 1$, the effective Hamiltonian describing the coupled systems is $H \approx H_{\text{eff}} = \frac{1}{2}\omega_e\sigma_z^e - \frac{1}{2}\omega_n\sigma_z^n + A\sigma_z^e\sigma_z^n + \frac{A^2}{\Delta}(\sigma_z^e - \sigma_z^n)$ [17]. Therefore we see that to first order in A/Δ the donor electron can only dephase the nuclear spin, and direct contributions to nuclear spin T_1 through the hyperfine interaction are small. Other mechanisms such as phonon-assisted nuclear spin relaxation can contribute to the nuclear T_1 , but these will be small effects. Considering that the nuclear spin T_1 is on the order of hours in a static electron environment at low temperatures [16, 18], as long as these effects do not reduce this T_1 more than five orders of magnitude, – an unlikely scenario – the nuclear T_1 in the presence of electron driving will be comfortably larger than $\tau_m \sim 10^{-3}$ s. This implies that once the measurement collapses onto a nuclear basis state, the nuclear spin state effectively remains there and therefore the EDMR measurement satisfies the QND requirement on the qubit state [21].

Now we address the issue of the sensitivity of the differential EDMR current in the limit of single donor scattering. As detailed above, the spin state of the donor electron is continually changing due to the scattering interaction, and hence is time-dependent. However, ignoring the transient, we can approximate it with a time independent value given by the steady state solution of the recursion relation, Eq. (2). This approximation can be thought of as taking the equilibrium spin value, where the “spin temperature” of the impurity has equilibrated with that of conduction electrons via the scattering interaction. Our analysis above indicates that this equilibration happens on a much faster time scale than the observable time scales of the experiment. Solving for the steady-state ($\rho_i^{(n)} = \rho_i^{(n-1)} \equiv \rho_i^{ss}$), gives us a time-independent, non-resonant single donor “polarization”,

$\langle \sigma_z \rangle_i^{ss} \equiv \text{tr}(\sigma_z \rho_i^{ss})$ equal to

$$\frac{|F_x|^2 - 2\sqrt{4(P_c^0)^2 \text{Re}\{F_d F_x^*\}^2 + \frac{1}{4}(1 - (P_c^0)^2)|F_x|^4}}{P_c^0(|F_x|^2 - 4\text{Re}\{F_d F_x^*\})}.$$

This steady state “polarization” is zero only in the singular case when $|F_x|^2 = 4\text{Re}\{F_d F_x^*\}$ and $P_c^0 = 1/\sqrt{2}$. We will assume that this singular condition is not met and take $\langle \sigma_z \rangle_i^{ss} \neq 0$. We can then follow the analysis of Ref. [6], using donor “polarization” $\langle \sigma_z \rangle_i^{ss}$, to estimate the on-resonant (I) and off-resonant (I_0) current differential (normalized) as:

$$\frac{\Delta I}{I_0} \equiv \frac{I - I_0}{I_0} \approx -\alpha' s \langle \sigma_z \rangle_i^{ss} P_c^0 \frac{1/\tau_n}{1/\tau_t}. \quad (3)$$

Here $\alpha' \equiv \langle \Sigma_s - \Sigma_t \rangle|_{z=z_i} / \langle \Sigma_s + 3\Sigma_t \rangle|_{z=z_i}$, Σ_s and Σ_t are singlet and triplet scattering cross sections, respectively, and $\langle \cdot \rangle|_{z=z_i}$ denotes an average over the scattering region with the donor location in z [20] held fixed. $s = 1 - (1 - s_i)(1 - s_c)$, and s_i and s_c (both between 0 and 1) are saturation parameters which characterize how much of the microwave power is absorbed by the impurity and conduction electrons, respectively [6]. s_i is a function of the broadening at the *single* donor electron resonance frequency: if we work in a regime where this broadening is minimal (as required to perform the quantum state transfer described above), $s_i \approx 1$ and thus $s \approx 1$. The final term in Eq. (3) represents the ratio between impurity scattering ($1/\tau_n$) and total scattering ($1/\tau_t$) rates. We assume $1/\tau_t = 1/\tau_0 + 1/\tau_n$, where $1/\tau_0$ is the scattering rate due to all other processes (such as surface roughness scattering and Coulomb scattering by charged defects).

To estimate the expected magnitude of this current differential, we begin by considering present state of the art 2DEG mediated EDMR experiments where this current differential is $\sim 10^{-7}$ (with $T \sim 5K$, $B \sim 0.3T$, a 2DEG channel area of $160 \times 20 \mu\text{m}^2$, and a donor density of $2 \times 10^{11} \text{donors/cm}^2$) [7]. We assume that α' will be similar for the single donor device as in current experiments. Then in scaling down to a single donor, the first aspect to consider is the scattering rate ratio: $\varrho \equiv \frac{1/\tau_n}{1/\tau_t}$. This ratio can be kept constant if we scale the 2DEG area concomitantly with the donor number. From the channel area and density of current experiments, we extrapolate that a 2DEG area of $\sim 30 \times 30 \text{nm}^2$ – well within the realm of current technology – would keep ϱ unchanged. Furthermore, the mobility of the 2DEG channel can be improved – e.g., by using hydrogen passivation to mitigate surface roughness at the oxide interface [13] – to increase ϱ . We conservatively estimate a factor of 10 increase in $\Delta I/I_0$ from such improvements. The saturation parameter $s \sim 1$ for large enough microwave powers in the recent measurements [7] and so does not present an area for improvement. Finally, an avenue for significant

improvement in signal is to increase the conduction electron polarization, P_c^0 , which is currently $\sim 0.1\%$. This polarization is roughly proportional to the applied static magnetic field, and therefore a factor of 10 improvement is possible by operating at $B = 3T$. Additionally, spin injection techniques can be employed to achieve $P_c^0 > 10\%$ (e.g. [19]), resulting in a 100-fold improvement in $\Delta I/I_0$. Hence, by improvements in device scaling and channel mobility, and by incorporating spin injection, we estimate a realistic current differential of $\Delta I/I_0 \sim 10^{-4}$. With shot-noise limited detection and $I_0 \sim 1 \mu\text{A}$ it will require an integration time of $\tau_m \sim 10^{-3} \text{s}$ to achieve an SNR of 10. This is well within the expected nuclear T_1 time in this environment.

In conclusion, by utilizing resonant pulse gates and 2DEG-mediated-EDMR readout, we have proposed a realistic scheme for measuring the spin state of a single donor electron in silicon. By making use of the hyperfine coupled donor nuclear spin, the readout scheme provides a single shot measurement that is both projective and QND. The QND aspect also makes this technique an effective method for initializing the state of the nuclear spin. The fact that the measurement is facilitated by the nucleus of the donor atom intimates a hybrid donor qubit where quantum operations are carried out on the electron spin and the state is transferred to the nucleus for measurement and storage (advantageous due to the longer relaxation times). Finally, although the above analysis was done with the example of a phosphorous donor, it applies equally well to other donors, such as antimony [3, 7], and some paramagnetic centers. One merely has to isolate two (dipole-transition allowed) nuclear spin levels to serve as qubit basis states and transfer the electron state to these nuclear states with resonant pulses.

We thank NSA (Grant MOD713106A) for financial support. MS and KBW were also supported by NSF (Grant EIA-0205641) and TS by DOE (Contract DE-AC02-05CH11231). We are grateful to S. Lyon, A. M. Tyryshkin, C. C. Lo and J. Bokor for helpful discussions.

APPENDIX 1: TECHNICAL DETAILS OF THE PROPOSED EXPERIMENT

Figure 2 shows a cross section of the EDMR based single donor spin readout device (e.g. Ref. [7]).

In detail, the single qubit spin readout proceeds as follows. After completion of operations on a selected qubit the electron is in a state $|\psi\rangle_e = \alpha|\uparrow\rangle_e + \beta|\downarrow\rangle_e$. Following state transfer to the nuclear spin, one of the two hyperfine split electron spin resonance lines that corresponds to a given nuclear spin projection is addressed by dialing in the corresponding microwave frequency for resonant excitation of electron spin transitions. At the same time, the transistor is turned on and the channel current is monitored. Now, assume that the magnetic fields

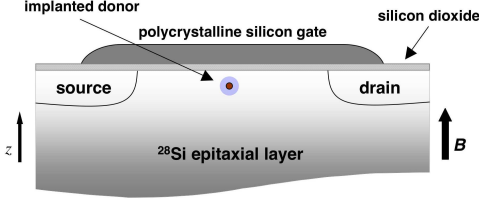


FIG. 2: A cross section of the field-effect transistor (FET) used to create the 2DEG. In order to reduce qubit decoherence, it is beneficial to implant into isotopically purified silicon.

have been tuned to address the $|\uparrow\rangle_n$ nuclear state projection. Then with probability $|\alpha|^2$ the transistor current will differ from the off-resonant current value and with probability $|\beta|^2$ it will be just equal to the off-resonant channel current. In either case, monitoring the current at one hyperfine resonance for the τ_m measurement du-

ration constitutes a readout of the nuclear spin. And due to the prior state transfer, it effectively measures the spin state of the original donor electron spin. For this to work, the measurement time τ_m has to be shorter than the nuclear spin flip time T_1 . Typical channel currents in readout transistors are of order $1\mu A$. For readout devices with optimized conduction electron polarization and channel mobilities, resonance current differences can be $\geq 10^{-4}$, leading to signal-to-noise ratios greater than 10 : 1 for measurement times of ~ 1 ms. Nuclear spin flip times under these readout conditions are not known, but nuclear spin relaxation times under static conditions are several hours [16, 18], making it a realistic expectation that the donor nuclear spin will be stable during readout timescales. We note that a similar conclusion, that electron driving will not affect nuclear spin T_1 dramatically, was arrived at in the recent article by Jiang *et. al.* [22], for a similar physical system.

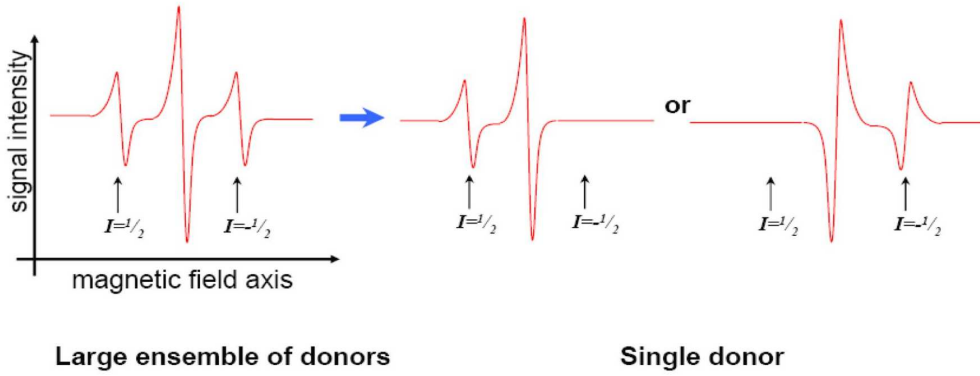


FIG. 3: Illustration of single spin readout. In experiments with large ensembles of donor spin qubits, lines from all nuclear spin projections are present in EDMR measurements (left). In measurements with single donors (right), only single lines are present for measurement times shorter than the nuclear spin relaxation time. Monitoring the current at a given resonant field measures the spin state of the donor nucleus with the correct statistics.

APPENDIX 2: SIMULATIONS OF DONOR ELECTRON SPIN RELAXATION DUE TO 2DEG INTERACTION

Here we show sample results from simulations of scattering dynamics derived in the main text of the article. The aim of these simulations is to show that the worst-case measurement fidelity:

$$\mathcal{F}_n^w = \min_{a^{(0)}, b^{(0)}} 2|(\sqrt{a^{(n)}}\sqrt{a^{(0)}} + \sqrt{b^{(n)}}\sqrt{b^{(0)}})^2 - 0.5| \quad (4)$$

(worst-case taken over all possible initial state populations, a_0, b_0) approaches zero rapidly as a function of the

number of scattering events, n , for almost all values of the exchange and direct scattering amplitudes (F_d and F_x respectively). In Eq. (4) $a^{(n)}$ and $b^{(n)}$ are the diagonal elements of the electron state density matrix after n scattering events. A measurement fidelity of zero indicates a measurement that yields no information – i.e. there is no correlation between the original qubit state and the final measurement meter variables.

Figure 4 shows worst-case fidelity decay as a function of scattering amplitude parameters for various values of 2DEG polarization P_c^0 . These simulations clearly show that the relaxation of a general electron spin state is rapid across virtually all reasonable parameter ranges.

For $P_c^0 \geq 0.1$, we see that there are fairly large regions in the F_x/F_d parameter space for which the worst-case measurement fidelity is non-zero: however, (i) \mathcal{F}_n^w peaks at ~ 0.25 , a value that is too small for a high-quality measurement, and (ii) \mathcal{F}_n^w is highly sensitive to the precise value of F_x/F_d and P_c^0 in these regions.

These simulations show conclusively that under realistic experimental conditions, the electron spin relaxation induced by the scattering interaction makes the 2DEG current an ineffective measurement of the electron spin state.

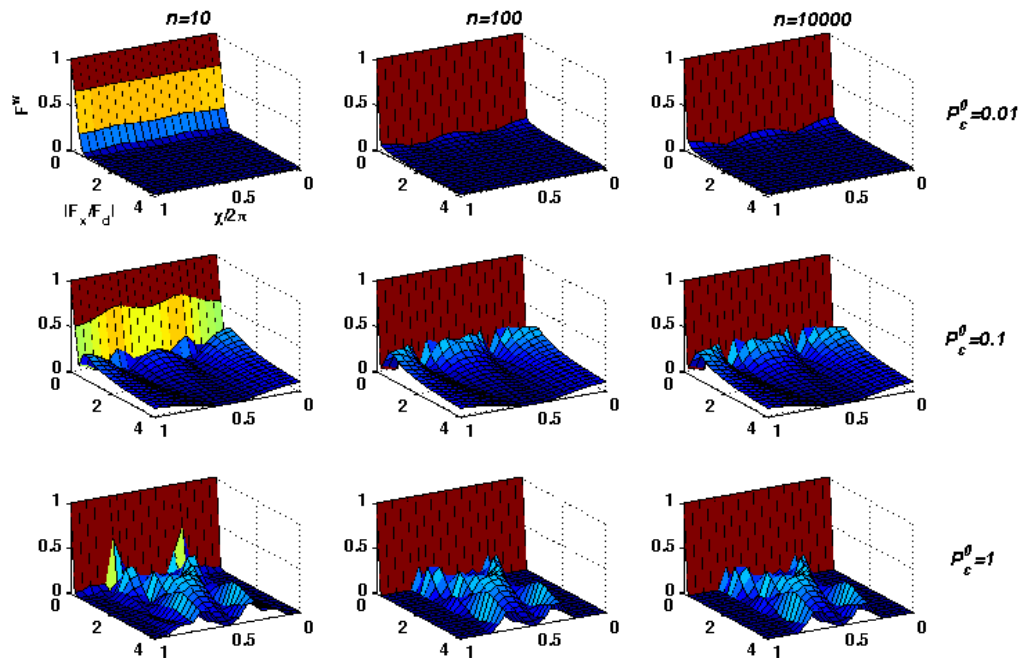


FIG. 4: Evolution of worst-case measurement fidelity, \mathcal{F}_n^w , during 2DEG scattering dynamics as a function of the number of scattering events n , for a range of values of the ratio of direct and exchange scattering amplitudes and of 2DEG equilibrium polarization. The independent (base plane) axes on the plots parametrize the complex scattering amplitude ratio $F_x/F_d \equiv |F_x/F_d|e^{i\chi}$: one axis is the magnitude, $|F_x/F_d|$ (shown for $0 < |F_x/F_d| < 4$), and the other is the phase, χ (shown for $0 < \chi < 2\pi$). The number of scattering events, n , varies across the columns, with values $n = 10, 10^2$ and 10^4 shown here. The 2DEG equilibrium polarization, P_c^0 , varies across the rows, with values $P_c^0 = 0.01, 0.1$ and 1 shown here.

-
- [1] B. E. Kane. *Nature (London)* **393**, 133, 1998.
 - [2] R. Vrijen, *et al.* *Phys. Rev. A* **62**, 012306, 2000; C. D. Hill, *et al.* *Phys. Rev. B* **72**, 045350, 2005.
 - [3] T. Schenkel, *et al.* *App. Phys. Lett.* **88**, 112101, 2006.
 - [4] D. R. McCamey, *et al.* *App. Phys. Lett.* **89**, 182115, 2006; A. R. Stegner, *et al.* *Nature Physics* **2**, 835, 2006.
 - [5] J. M. Elzerman, *et al.* *Nature* **430**, 431, 2004; M. Xiao, *et al.* *Nature* **430**, 435, 2004.
 - [6] R. N. Ghosh, R. H. Silsbee. *Phys. Rev. B* **46**, 12508, 1992.
 - [7] C. C. Lo, *et al.* *App. Phys. Lett.* **91**, 242106, 2007.
 - [8] I. Zutic, J. Fabian, S. Das Sarma. *Rev. Mod. Phys.* **76**, 323, 2004.
 - [9] R. de Sousa, S. Das Sarma. *Phys. Rev. B* **67**, 033301, 2003.
 - [10] A. Honig. *Phys. Rev. Lett.* **17**, 186, 1966; J. Schmidt, I. Solomon. *C. R. Acad. Ser. B* **263**, 169, 1966.
 - [11] A. E. Glassgold. *Phys. Rev.* **132**, 2144, 1963.
 - [12] T. C. Ralph, *et al.* *Phys. Rev. A* **73**, 012113, 2006.
 - [13] K. Eng, R. N. McFarland, B. E. Kane. *Phys. Rev. Lett.* **99**, 016801, 2007.
 - [14] Here we have used an estimate of the scattering cross section from Ref. [6] to appropriately scale the total number of electrons passing through the channel within τ_m .
 - [15] M. A. Nielsen, I. L. Chuang. *Quantum computation and quantum information*. Cambridge University Press, 2001.
 - [16] A. M. Tyryshkin, *et al.* *J. Chem. Phys.* **124**, 234508, 2006.
 - [17] This effective Hamiltonian is of course also the justifica-

tion for the secular approximation made above.

- [18] D. K. Wilson, G. Feher. Phys. Rev. **124**, 1068, 1961.
- [19] I. Appelbaum, B. Huang, D. J. Monsma. Nature **447**, 295, 2007; B. T. Jonker, *et al.* Nature Physics **3**, 542, 2007.
- [20] See Appendix 1.
- [21] See Appendix 2.
- [22] L. Jiang, *et. al.* Phys. Rev. Lett. **100**, 073001, 2008.