

# Simulation of the Continuous Spectrum of Substars with Protoplanetary Discs

*O.V. Zakhozhay<sup>1</sup>, A.P. Vid'machenko<sup>2</sup>, V.A. Zakhozhay<sup>1</sup>*

<sup>1</sup>V.N. Karazin Kharkiv National University

<sup>2</sup>Main Astronomical Observatory NAS of Ukraine

zkholga@mail.ru, qwe-qwe@ukr.net

The continuous spectra of the substars with surrounding protoplanetary discs were calculated. The results reveal that protoplanetary disc average temperature decreases to 3 K during the period of 5 Myr for substars with masses  $0.01M_{\odot}$  and during the period of 160 Myr for substars with masses  $0.08M_{\odot}$ . Estimations of protoplanetary discs flux maximum depending on the substar mass at the age of 1 Myr are: 4.6 kJy (for  $0.01M_{\odot}$ ) and 3.4 MJy (for  $0.08M_{\odot}$ ). Maximum of protoplanetary disc radiation before it reaches the temperature of the cosmic microwave background changes within the ranges: from 0.07 mm to 0.58 mm (for substar mass  $0.01M_{\odot}$ ) and from 0.02 mm to 0.29 mm (for substar mass  $0.08M_{\odot}$ ).

## Introduction

Substars (Brown Dwarfs) are celestial bodies, which are formed by self-gravity and evolve due to internal energy resources. Such young bodies are found in the young open clusters in the galactic field and as invisible components in the binary systems. Recently the excess of Infrared (IR) radiation in the young substars was found [1], which were interpreted as a protoplanetary disc existence.

## Model

The aim of this research is to calculate the radial flux from substars with protoplanetary discs, which is expected in the first milliard year of their existence.

To solve this problem the following model was considered:

- substars masses are within the range  $0.01M_{\odot}..0.08M_{\odot}$ ;
- protoplanetary discs lie in the plane of the sky;
- radii of protoplanetary discs are equal to 100 a.u.;
- substars and protoplanetary discs radiate as black body;
- substars and protoplanetary discs radiate like black body;
- protoplanetary discs effective temperature equals to average temperature of the protoplanetary disc;
- average temperature reduction is the consequence of substar luminosity changing;
- distance from the Sun to a substar equals to 10 pc.

For our calculations we used the results from the paper [2] for substars cooling simulation. For estimation of the average temperature of protoplanetary discs the results from [3] were used. They describe the dependence between the temperature gradients and the distance to a central source which has current radius and effective temperature and also depends on disc thickness. It was assumed that the mechanism of protoplanetary disc heating by stars and substars are the same.

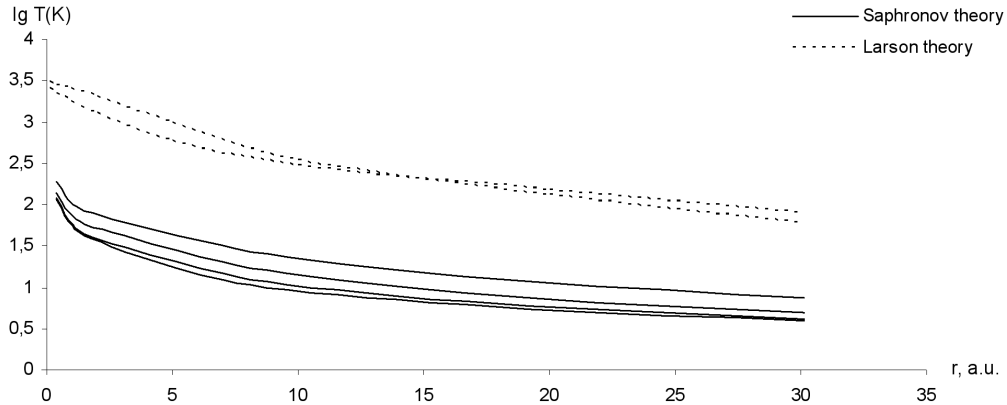


Figure 1: Temperature distribution from the central plane of the protoplanetary disk models according to calculations of Larson [4] and Saphronov's model [3].

## Results and Discussion

According to Saphronov [3] and Larson [4] calculations, changing of the protoplanetary cloud temperature (with different radius dependences of its thickness) with distance to central body has similar changing and has a correlation with disc thickness. In the areas which has the same distance from central source of heating a higher temperature corresponds to thicker discs (Fig. 1). It gives possibility to use Saphronov [3] equation for temperature gradient in the cloud:

$$T_R \propto \left( \frac{R_{ss}}{R} \right)^{3/4} T_{eff}, \quad (1)$$

Where  $T_R$  is the disc temperature on the distance  $R$  from the center of the substar which has radius  $R_{ss}$ .

Integration of the equation (1) from substar radius to disc radius gives the disc average temperature

$$\bar{T}_d = \frac{1}{R_d} \int_{R_{ss}}^R T_R dR, \quad (2)$$

Taking into account that substar radius is considerably less than protoplanetary disc radius  $R_{ss} \ll R_d$  and includes the proportional coefficient  $C$ , the equation for average disc temperature is the following

$$\bar{T}_d = C T_{eff\_ss} (R_{ss}/R_d)^{3/4}, \quad (3)$$

For estimation of  $C$  we used the data for Vega luminosity (temperature and star radius) from the catalog of the nearest stars [6]. We also assumed the parameters of protoplanetary disc - average temperature 85 K and size 100 a.u.. Thus we obtained  $\approx 10$ .

Using temperature (3) as an effective disc temperature the dependence of the protoplanetary disc flux and central source on radius and effective temperature of substar were calculated. The disc whose internal radius is equal to the radius of the substar was chosen as the radiation zone of the protoplanetary disc. We assume that it radiates as black body. In this model the disc thickness is characterized by the coefficient  $C$  calculated above.

Figures 2 and 3 show the sum of fluxes from the substars with masses  $0.08M_{\odot}$  and  $0.01M_{\odot}$  respectively and protoplanetary disc with size of 100 a.u. and distances 10 pc. Their left parts represent the continuous spectrum radiation from the substar and the right part - mainly from protoplanetary disc. As the temperature and the radius of the substars change simultaneously during evolution the maximum of the substar radiation moves to the right. This process causes disc cooling: the radiation maximum moves toward the longer waves.

Theoretically there is a possibility to discover disc until its temperature is higher than microwave background temperature (2.7K). According to calculations average temperature of the protoplanetary disc reaches 3K during 5 million years for substars with masses  $0.01M_{\odot}$  and during 160 million years for substars with

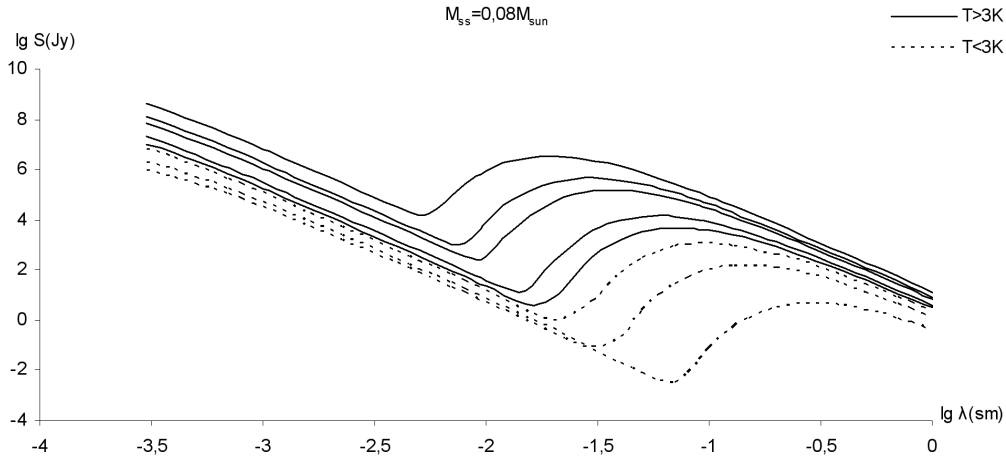


Figure 2: Distribution of the total flux density from substar with mass equals to  $0.08M_{\odot}$  and accepted model of the protoplanetary disk for different age  $t$  (years). The top curve corresponds to  $\log(t) = 6$ , the bottom one - to  $\log(t) = 9$ .

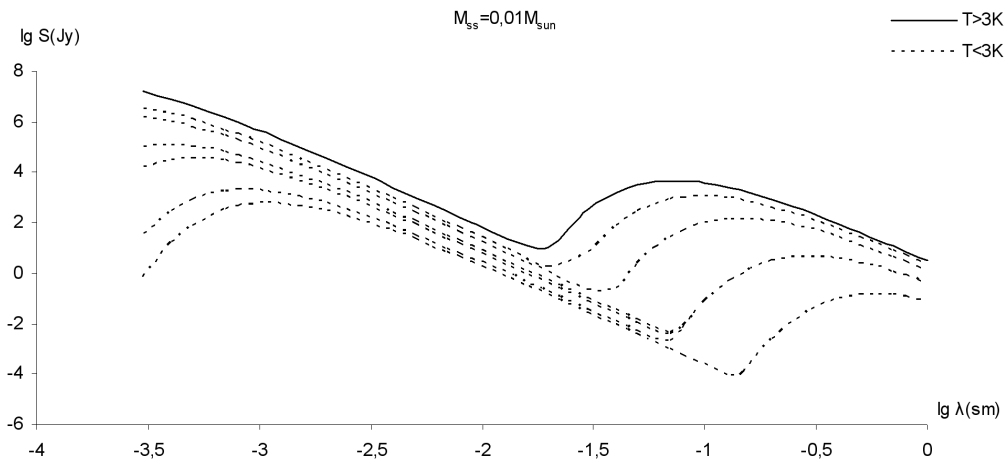


Figure 3: Distribution of the total flux density from substar with mass equals to  $0.01M_{\odot}$  and accepted model of the protoplanetary disk for different age  $t$  (years). The top curve corresponds to  $\log t = 6$ , the bottom one - to  $\log t = 9$ .

masses  $0.08M_{\odot}$ . Thus radiation stage for protoplanetary discs when their fluxes are higher than microwave background is quite short.

The calculations also allow to see that protoplanetary discs flux maxima shift to submillimeter and millimeter wavelength range. In this time substars must be seen in IR. It was found that the flux from protoplanetary discs has maximum just in millimeter range and equals to  $\sim 3.4\text{MJy}$  for spatial models.

Fig. 4 represents the flux and the wavelength changing with mass which corresponds to maximum radiation from the protoplanetary discs. The left part of the plot corresponds to the flux from the star (from  $0.08M_{\odot}$  (left) to  $0.01M_{\odot}$  (right)). The right part of the plot corresponds to the flux from the protoplanetary disk (all the curves coincide).

It is seen that fluxes in substars maximum radiation and their protoplanetary discs changes according to different laws. Within this time ranges substars fluxes decrease according to parabolic dependence, the fluxes from discs decrease linearly according to equation

$$\lg S = -5 \lg \lambda - 2.033 \tag{4}$$

In the star formation regions one could detect the excess of the flux from stars and substars which is due

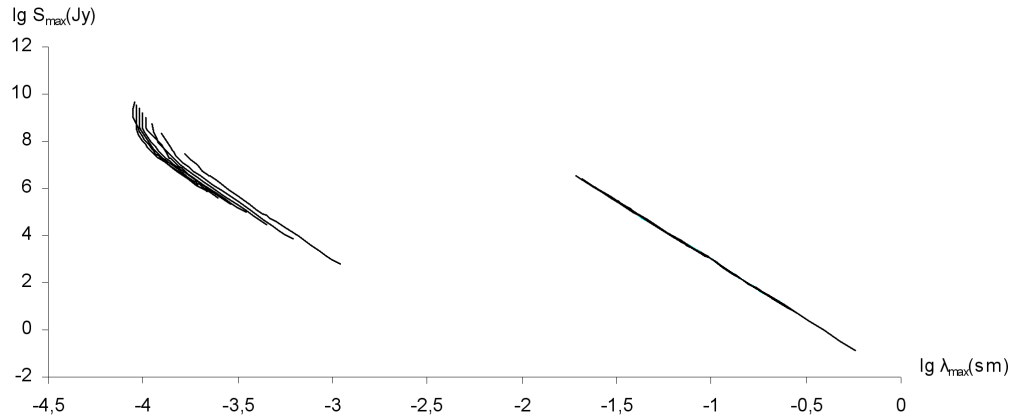


Figure 4: The wavelength dependence of the flux changing which corresponds to maximum radiation from the protoplanetary discs with time

to presence of protostars. As the Sun is situated in the place of intensive stars formation the comparison of fluxes obtained by IRAS (Infrared Astronomical Satellite) and presented in the catalogue of the nearest IR-sources [7] and in catalogue of the nearest stars [6] which consist of late M-dwarf, i.e. substars, was done. As a result 6 sources of IR – radiation from Zkh 7 $\tilde{N}$ , Zkh 162 $\tilde{A}$ , Zkh 235 $\tilde{N}$ , Zkh 249-250, Zkh 350, Zkh 353 systems were discovered. These systems may be examined as candidates of substars with protoplanetary discs. The sensitivity of modern radiation-measuring instruments in millimeter wave range is enough for their identification.

## Conclusions

As it follows from the results the protoplanetary discs of the substars are available for detection when their age is less then first ten million years. The mentioned nearest late M-dwarfs with IR excess and the estimations of radiation fluxes of the protoplanetary discs in millimeter wave range allow to put a question about real detection of the discussed objects in the circumsolar region.

## References

- [1] Liu M.C., Najita J., Tokunaga A.T. *Astrophys. J.* V. 585, p. L372 (2003)
- [2] Pisarenko A.I., Jatsenko A.A., Zakhzhay V.A. *Astronomicheskij Zhurnal*, V. 84, 7. p. 1. (2007)
- [3] Saphronov V.S. "The Evolution of the Protoplanetary Cloud and Earth and Planets Formation", Moscow, Nauka. (1969)
- [4] Cameron A.G.W., Pine M.R. *Icarus*, V. 18, p. 377 (1973)
- [5] Udry S. et al. *RevMexAA (Serie de Conferencias)*, V. 21, p. 207 (2004)
- [6] Zakhzhaj V.A. "Catalogue of stars within ten parsecs of the Sun" <http://cdsweb.u-strasbg.fr/viz-bin/VizieR?-source=V/101>
- [7] Zakhzhai V.A., Shaparenko E.F., Vasil'ev V.P., Vasil'eva L.V. *Kinem. I Fiz. Nebesnykh Tel*, V.10, 2, pp. 74. (1994)