

On the absence of shear from perfect Einstein rings and the stability of geometry

Richard Lieu

Department of Physics, University of Alabama, Huntsville, AL 35899.

ABSTRACT

Concordance cosmology points to a Universe of zero mean curvature, due to the inflation mechanism which occurred soon after the Big Bang, while along a relatively small number of lower redshift light paths where lensing events are observed, space is positively curved. How do we know that global geometry and topology are robust rather than in a state of chaos? The phenomenon of cosmic shear provides an effective way of mapping curvature fluctuations, because it affects *any* light rays whether they intercept mass clumps or not. We discuss a range of astrophysical applications of the principal manifestation of shear - the distortion of images. It will be shown that the quickest way of testing the existence of shear in the near Universe is to look at the shape of Einstein rings. The fact that most of these rings are circular to a large extent means, statistically speaking, shear occurs at a much lower level than the expectation based upon our current understanding of the inhomogeneous Universe. While inflation may account for the mean geometry, it offers no means of stabilizing it against the fluctuations caused by non-linear matter clumping at low redshift. Either this clumping is actually much less severe, or the physical mechanism responsible for shaping the large scale curvature has been active not only during the very early epochs, but also at all subsequent times. Might it be the vital ‘interface’ between expansion on Hubble distances and gravity on cluster scales and beneath?

Subject headings:

1. Introduction

In the prevailing Λ CDM cosmological model the observational evidence for departures from the standard theory of gravity (General Relativity) at large distance scales, be they in the form of flat rotation curves for galaxies or accelerated expansion between galaxies, is explained in terms of an ‘extension’ of the theory to postulate two foreign ingredients:

dark matter and dark energy. Apart from the lack of direct detection of a single molecule or quantum from either ‘dark’ components, and especially despite decades of large investments in the search for dark matter, the delicate balance of proportions between the two components that manifests itself in the observed global flatness of space necessitates yet another postulate, viz. that the early Universe underwent a brief period of extremely rapid expansion called the inflation epoch.

None of the three new postulates (nor for that matter even the expansion of space itself) have at all been verified in the everyday laboratory, and one should also add the expansion of space to the list, as this has recently been deemed *unverifiable* by any terrestrial apparatus (Chodorowski 2007). Since astronomers did not enjoy their status as pioneers of modern science through Newton’s habit of invoking unknowns to explain unknowns, it seems reasonable to ask whether the surprises presented to us by the cosmological data are due in fact to a breakdown in our understanding of the nature of the fundamental forces at work over very long ranges. Indeed, while General Relativity was comparatively well tested over stellar distances scales, the evidence for its validity over galactic scales and beyond are scarce and highly indirect. It would be very important, e.g., to be able to test if there really is the expected statistical effect on the propagation of light by the gravity of ‘embedded’ mass clumps and the expansion of space in between clumps.

Let us examine more closely this last point, as it is the subject of the present paper. What is the conventional understanding? The gravitational effect of a mass structure on light may be quantified in terms of the impact parameter \vec{b} between a bundle of light rays and the center-of-mass of the distribution. If this point of closest approach was reached during redshift z and at a comoving distance x from the observer, the average fractional magnification η of a light source at distance $x_s > x$ away, to which the rays look back, is given by the standard formula

$$\eta = \frac{(x_s - x)x}{2(1 + z)x_s} \left(\frac{\psi}{b} + \frac{d\psi}{db} \right),$$

where ψ is the deflection angle. The two terms on the right side correspond respectively to half the fractional increase in the linear size of the image (in angular space and relative to the image in the absence of the mass m) along the directions perpendicular and parallel to \vec{b} .

If, under what we classify here as phenomenon (a), the light rays pass *through* a mass clump, in general we will have $\eta > 0$, i.e. the source will be magnified. These are the lensing events. They tend to be observationally dramatic, though their occurrence frequency is comparatively low. If the light passes in between clumps, two phenomena are at play: (b) the shear effect of all the non-intercepting clumps, and (c) demagnification in the underdense

(or void) regions. Although the effect of (c) is small, it occurs often because the voids are large: void passages are inevitable. Thus as a statistical average (c) cancels (a), so that the mean angular size distance of the source is still determined only by the overall density Ω of the Universe (Kibble & Lieu 2005).

The scenario of particular interest to us in this paper is, however, (b). When our small bundle of light rays pass *by* (or skirts) the clump, then $\psi = 4Gm/(c^2b)$, so that ψ/b is positive while $d\psi/db = -\psi/b$ is negative, i.e. the resulting zero magnification ($\eta = 0$) is due to squeezing of the source along the \vec{b} direction and stretching of it in the perpendicular direction. This is known as shear, or weak lensing, and because in principle any clump, no matter how far, can affect the light signal in question, it means the shearing of a distant source is a cumulative (hence large) effect of numerous clumps, and can occur no matter in which direction the source lies. Thus in (b) one is dealing with both a significant and frequent phenomenon, which is why weak lensing survey of many background quasars (e.g. Dodelson et al 2006) represents a powerful technique of probing global geometry. We shall therefore focus on the phenomenon of shear for the rest of the paper by investigating its principal manifestation of direct image distortion.

2. The statistical effect of shear: how foreground galaxies can affect the appearance of distant sources

At low redshifts any passing light can be sheared by the large scale inhomogeneity of primordial matter *and* the distribution of non-linear virialized structures over smaller distances. We first examine the former. Denote the gravitational perturbation of an otherwise zero curvature Friedmann-Robertson-Walker Universe (as inferred from WMAP1 and WMAP3, viz. Bennett et al 2003 and Spergel et al 2007) by $\Phi(x, \mathbf{y})$, where the x -axis is aligned with the light path and \mathbf{y} is a vector along some direction transverse to \mathbf{x} . The correlation function between the deflection angles $\delta\mathbf{y}(\theta')/x$ and $\delta\mathbf{y}(\theta'')/x$ of two light rays making small angles θ' and θ'' w.r.t. the x -axis may be written (see Lieu & Mittaz 2007 for details) as

$$\begin{aligned} C_{ij}(|\theta' - \theta''|) &\equiv \frac{1}{x^2} \langle \delta y_i(\theta') \delta y_j(\theta'') \rangle \\ &= \frac{4}{c^4 x^2} \int_0^x dx' (x - x') \int_0^x dx'' (x - x'') \langle \nabla'_i \Phi(x', \boldsymbol{\theta}'x') \nabla''_j \Phi(x'', \boldsymbol{\theta}''x'') \rangle. \end{aligned} \quad (1)$$

We can calculate the integrals by expressing the integrand in terms of the matter power spectrum $P(k)$,

$$\langle \nabla'_i \Phi(\mathbf{r}') \nabla''_j \Phi(\mathbf{r}'') \rangle = \frac{9\Omega_m^2 H_0^4}{32\pi^3} \int \frac{d^3\mathbf{k}}{k^3} k_i k_j e^{i\mathbf{k}\cdot\mathbf{r}} P(k) \quad (2)$$

where $\mathbf{r} = \mathbf{r}' - \mathbf{r}''$ and

$$P(k) = \frac{8\pi^2}{9\Omega_m^2 H_0^4} \frac{d}{d \ln k} (\delta\Phi_k)^2, \quad (3)$$

with $\delta\Phi_k$ being the standard deviation of the potential over length scales $2\pi/k$. The ensuing functional form of $C(\boldsymbol{\theta}) = C_{ii}(\boldsymbol{\theta}) \equiv \langle \delta y_i(\frac{1}{2}\boldsymbol{\theta}) \delta y_i(-\frac{1}{2}\boldsymbol{\theta}) \rangle / x^2$ (where the repeated i index implies summation over the two \mathbf{y} directions $(0, 1, 0)$ and $(0, 0, 1)$, transverse to the light path vector $(1, 0, 0) = \hat{\mathbf{x}}$) is

$$C(\boldsymbol{\theta}) = C_0 + \frac{1}{2}C_2\theta^2 + \mathcal{O}(\theta^4), \quad (4)$$

when expanded as a Taylor series in θ .

The random *relative* deflection between the two rays is then given by

$$(\delta\boldsymbol{\theta})^2 = \frac{1}{x^2} \langle [\delta\mathbf{y}(\frac{1}{2}\boldsymbol{\theta}) - \delta\mathbf{y}(-\frac{1}{2}\boldsymbol{\theta})]^2 \rangle = 2[C(0) - C(\boldsymbol{\theta})] = C_2\theta^2 + \mathcal{O}(\theta^4),$$

and has the C_2 coefficient as its leading term, viz. $\delta\theta \approx \sqrt{C_2}\theta \sim \theta$, clearly indicating that the C_0 (constant) term relates only to *absolute* deflection of the two rays. The calculation of C_2 , and hence $\delta\theta$, was done in Lieu & Mittaz (2007). The result points to a small shear effect, $\delta\theta/\theta = \sqrt{C_2} \lesssim 1\%$, for a primordial spectrum $P(k)$ derived from WMAP1/2dFGRS. This is also consistent with previous conclusions reached by Seljak (1996) and Lewis & Challinor (2006).

Obviously, the above treatment does not take into account the role of non-linear matter clumping; in particular galaxies in the near Universe. We therefore proceed to calculate the same lowest order effect of relative deflection, i.e. $\delta\theta \sim \theta$, due to a random ensemble of nearby galaxies. The validity criterion of using a Poisson clump distribution were already enumerated in detail in section 3 of Lieu (2007); in short, the two rays must always be separated by lengths small compared with the typical value of the minimum impact parameter y_{\min} at which each ray skirts the galaxies. The test for this form of shear that we shall make, generally involves rays that satisfy this requirement.

Let us first work out carefully the effect of one mass clump. Referring to Figure 1, the deflection angles of two neighboring light rays with the mass clump m positioned at \mathbf{y} and $\mathbf{y} + \delta\mathbf{y}$ relative to the points of closest approach of the rays, are given by

$$\boldsymbol{\alpha} = \frac{4Gm}{c^2\mathbf{y}^2}\mathbf{y}; \quad \boldsymbol{\alpha}' = \frac{4Gm}{c^2(\mathbf{y} + \delta\mathbf{y})^2}(\mathbf{y} + \delta\mathbf{y}). \quad (5)$$

Denoting the angle between \mathbf{y} and $\delta\mathbf{y}$ as ϑ , the differential deflection may be written as

$$\delta\boldsymbol{\alpha} = \frac{4Gm\delta y(\delta\hat{\mathbf{y}} - 2\cos\vartheta\hat{\mathbf{y}})}{c^2\mathbf{y}^2}. \quad (6)$$

The variance in $\delta\alpha$ may now be calculated. It is

$$(\delta\alpha)^2 = \left(\frac{4Gm\delta y}{c^2 y^2} \right)^2, \quad (7)$$

and is independent of ϑ . If the rays originated from two points that subtend the angle θ at the observer O, then Eq. (7) will once again give the value of δy for a mass clump at comoving distance x from O. Moreover, we may also write $(\delta\theta)^2 = (\delta\alpha)^2$ as the variance of the random excursion of the angular separation θ between the actual images of these two sources. Thus we arrive at the equation

$$(\delta\theta)^2 = \left(\frac{4Gmx\theta}{c^2 y^2} \right)^2 \quad (8)$$

for the shear distortion of the shape of extended sources, if θ is the angle subtended at O by two boundary points of the source.

Our final step is to derive the total variance by integrating $(\delta\theta)^2 \times 2\pi n y \, dy \, dx$, where n is the non-evolving number density of clumps (for the effect of evolution see the end of this section), down the light path y and over all impact parameters y from $y = y_{\min}$ upwards. Care should be taken here, however, because for deflections at finite z the impact parameter scales as $y/(1+z)$ where y is the comoving distance of closest approach, which means $(\delta\alpha)^2 \sim (1+z)^2$. If the two light rays originated from points of the same comoving distance D from O, one obtains in this way

$$(\delta\theta)^2 = \frac{16\pi G^2 m^2 n \mathfrak{D}^3 \theta^2}{c^4 y_{\min}^2}, \quad (9)$$

where n is the number density of clumps, and

$$\mathfrak{D}^3 = \int_0^D x^2 [1 + z(x)]^2 dx = \left(\frac{c}{H_0} \right)^3 \int_0^z \frac{dz'(1+z')^2}{E(z')} \left[\int_0^{z'} \frac{dz''}{E(z'')} \right]^2, \quad (10)$$

with the function $E(z)$ being defined as

$$E(z) = [\Omega_m(1+z)^3 + \Omega_\Lambda]^{\frac{1}{2}}. \quad (11)$$

We see in Eq. (9) the phenomenon of random walk, viz. $\delta\theta \sim \sqrt{n}$, due to the accumulation of relative deflections along the light path from our statistical ensemble of clumps. There is however a divergence w.r.t. y_{\min} , in the sense that the theoretical lower limit of y is zero. In practice we conservatively set y_{\min} at the value where, throughout the entire light path, the expected number of uniformly and randomly distributed clumps having this impact

parameter is on average equal to one. Thus we find that for a typical direction to some source,

$$y_{\min} = \frac{1}{\sqrt{\pi n D}}. \quad (12)$$

It follows that the percentage variation in the angular separation θ between the images of the two points can be expressed as

$$\frac{\delta\theta}{\theta} = \frac{3H_0^2}{2c^2} \Omega_{\text{cl}} D^{\frac{1}{2}} \mathfrak{D}^{\frac{3}{2}}, \quad (13)$$

after employing the definition that $Gnm \approx G\langle nm \rangle = \sum_i Gn_i m_i$ (since there is in reality a spread in the mass and number density of galaxies), equals $3H_0^2 \Omega_{\text{cl}} / (8\pi)$, with Ω_{cl} being the *total* mass density of clumps as a fraction of the critical density. The implication of this last step is that our final answer is not too sensitive to the details of the mass function of the clumps, but depends primarily on the total fraction of the mass density Ω_{cl} of matter belonging to all these clumps.

For application to strong lensing observations the calculation has to be divided into two parts. The contribution to $(\delta\theta)^2$ from galaxies in the foreground region between O and the lensing plane is obtained from Eq. (9) with D replaced by D_l , as

$$(\delta\theta)^2 = \frac{(4\pi Gm)^2}{c^4} n^2 D_l \mathfrak{D}_l^3 \theta^2. \quad (14)$$

where \mathfrak{D}_l is as in Eq. (10) with D_l (or z_l) as the upper integration limit. Next, the contribution from galaxies lying behind the lens and in front of the source is calculated in a likewise manner; in particular y_{\min} is again from Eq. (12) with the substitution $D \rightarrow D_{ls}$. The total variance is then given by

$$\frac{\delta\theta}{\theta} = \frac{3H_0^2}{2c^2} \Omega_{\text{cl}} D_l^{\frac{1}{2}} \left(\mathfrak{D}_l^3 + \frac{D_l}{D_{ls}} \mathfrak{D}_{ls}^3 \right)^{\frac{1}{2}}, \quad (15)$$

with

$$\mathfrak{D}_{ls}^3 = \int_{D_l}^{D_s} (D_s - x)^2 (1+z)^2 dx = \frac{c}{H_0} \int_{z_l}^{z_s} \frac{dz(1+z)^2}{E(z)} \left[D_s - \frac{c}{H_0} \int_0^z \frac{dz'}{E(z')} \right]^2, \quad (16)$$

when this variance is also cast as a fractional deviation.

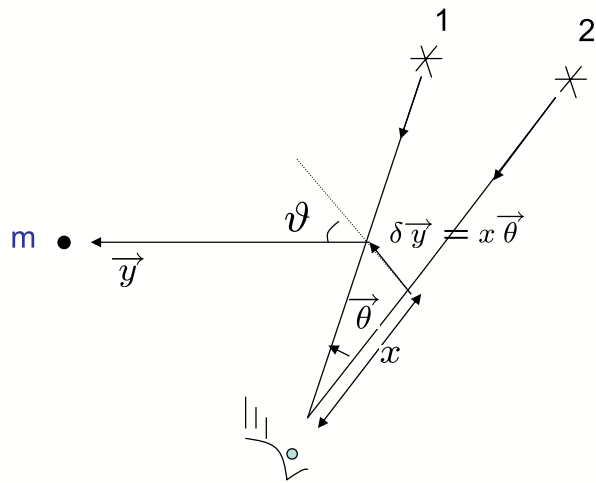


Fig. 1.— Two closely spaced light rays skirting a mass clump m with impact parameters \vec{y} and $\vec{y} + \delta\vec{y}$, (taking into account directions). The rays are deflected at distance x from the observer.

An important (and tacit) assumption underlying Eq. (15) is that y_{\min} should always remain greater than the size of a galaxy plus its halo before we can defend our neglect of clump evolution along the light path. Between $z = 0$ and $z \sim 3$ where strongly lensed sources are found, evolution causes the halo of a galaxy that is virialized at $z = 0$ to become less compact at higher z , but most of the matter in the present day halo of this galaxy would still have ‘turned around’ (see Eke et al 1996) by¹ $z \sim 3$. Thus, the light path near the source may legitimately be considered as being affected by the same population of random clumps as that in $z = 0$, unless the comoving scale height of the mass distribution of the $z > 0$ galaxies exceeds y_{\min} .

To be more quantitative, one may start with the observed density of galaxies $n = 0.17h^{-1} = 0.06 \text{ Mpc}^{-3}$ for $h = 0.7$ (Ramella et al 1999), to estimate that throughout the 3 Gpc comoving distance between $z = 0$ and $z = 1$ a typical light ray is within $y_{\min} \approx 40 \text{ kpc}$ from a galaxy, which may be taken as an isothermal sphere of circular velocity $\sim 250 \text{ km s}^{-1}$, i.e. the cutoff radius is then 20 kpc (this is actually a ‘worst case scenario’, because most galaxies are dwarfs and have radii smaller than 20 kpc). Even taking into account the fact that at higher z a virialized system was effectively larger by the factor $1 + z$, at $z = 1$ the average comoving galaxy radius then becomes 40 kpc, which is barely equal to y_{\min} . Thus as mentioned before the passing light generally misses all the galaxies. If, however, evolution causes the galactic halo to lie beyond the $20(1 + z)$ kpc virial radius in the past, so that y_{\min} falls within the halo scale height back then, the light rays would have been weakly lensed at that part of their journey, and all shear effects will be reduced from the level calculated above because the mass m that affected the light falls short of the galaxy’s total mass. Such a violation of our present assumption could take place on the far side of the strong lensing plane where $z \gtrsim 1$, thereby lowering $\delta\theta/\theta$ to a value given only by the first term of Eq. (15). On the near side of the strong lensing plane evolution is less important because, galaxies generally virialize well ahead of the $z = 0$ epoch. This theoretical (modeling) result is also corroborated by observations, which indicate that galaxies indeed exhibit no evidence for evolution at least up to redshifts $z \approx 1$ (Ofek et al 2003).

We close this section with a point of fundamental physics. Whether the cause be pri-

¹Thus e.g. in an Einstein-de-Sitter Universe a galaxy just virializing today at $t = t_0$ would have turned around at $t = t_0/2$, or $z \approx 0.7$, when the (turnaround) radius was ≈ 3.3 times larger than the $z = 0$ virial radius, i.e. the $t = t_0/2$ sphere that contains one virial mass at $t = t_0$ was a factor of 3.3 greater in radius then, and all the matter within it already belonged to the clump. Most galaxies that exist today would have virialized at $z > 0$, hence their turnaround epochs were at $z > 0.7$. If dark energy is invoked to accelerate the expansion, this would push the turnaround epoch to even higher z , because it would take longer for the clump to collapse and virialize. Thus it is reasonable to assume that when one looks back to $z \lesssim 3$ most galaxies were equally massive, just a few times bigger in size.

mordial matter or non-linear clumping, the relative deflection between two neighboring rays as calculated above originates from the first order (C_2) term in the Taylor expansion of Eq. (16), and is the same order effect as the incoherent time delay of Lieu (2007). In fact, by means of the light reciprocity theorem it was shown (Lieu & Mittaz 2007) that the formulae for relative deflection and incoherent delay are inter-convertible, and that the same statement applies to absolute deflection and coherent delay. Although the latter pair are both zeroth order effects they are much harder to observe, as already explained in Lieu (2007).

3. The shape of distant galaxies; superluminal motion in quasars

Here we discuss two astrophysical applications of section 2 in the context of Λ CDM cosmology, where

$$\Omega_m = 0.3, \quad \Omega_\Lambda = 0.7, \quad h = 0.7, \quad \text{and} \quad \Omega_{\text{cl}} = 0.15. \quad (17)$$

The setting of $\Omega_{\text{cl}} = 0.15$ is fully consistent with the expectation of the standard model, which assumes that half the baryons, hence approximately the same fraction for dark matter also, of the low z Universe resides in galaxies and their halos - mass clumps that may completely be distributed as field galaxies or partly congregated into groups, see Fukugita (2004) and Fukugita et al (1998). In fact, the observed properties of galaxies given in the last section do indeed yield $\Omega_{\text{cl}} = 0.15$.

In the first application we consider the appearance of resolved sources at $z \gtrsim 1$. According to Eqs. (15) and (17) $\delta\theta/\theta \geq 13\%$ at $z \geq 1$. Since this is caused by shear, viz. the light rays in question have not directly been lensed, there is no magnification (section 1), Hence, if the percentage change in the angular size of the image along one direction has the typical value of $+13\%$, the same for the orthogonal direction must be -13% (i.e. between the two axes $\delta\theta/\theta$ are correlated) to conserve total solid angle subtended by the image at us. This means the aspect ratio of the resulting distorted image reaches 26% at $z = 1$, and larger at $z > 1$. Now most $z \gtrsim 1$ sources we detect are quasars, i.e. elliptical galaxies to ‘begin with’. One could ask if the ellipticity is completely due to shear. Nevertheless, an aspect ratio $\gtrsim 26\%$ is quite large, so that even ahead of a statistical analysis at high resolution one could already query if such a level of shear really exists. Thus, apart from time delay observations, this represents another potential challenge to all the cosmological models, with Λ CDM in particular.

Next we turn to the problem of quasar superluminal motion, which is inferred from the angular speed at which blobs of ejected material move away from the central AGN engine: by means of the distance to the quasar as derived from its redshift, this angular speed is often converted to a physical speed that exceeds c . When the redshift of the quasar is high,

however, caution is needed in the conversion, because if in Eq. (15) $\delta\theta/\theta$ is no longer $\ll 1$, the true angular speed could be substantially larger or smaller than the observed value, depending on which way the apparent motion of the blob is being sheared by the foreground matter. In fact, $\delta\theta/\theta$ is the percentage error in the superluminal speed (note that because superluminal motion typically involves $\theta \sim$ milli-arcseconds, i.e. the light rays being sheared are very close to each other, the assumptions underlying the validity of Eq. (15) holds exceptionally well). Thus, the point raised here starts to be relevant for quasars of $z \gtrsim 1$, where $\delta\theta/\theta \gtrsim 13\%$ as before.

As the improvement of sensitivity and resolution may lead to the discovery of quasar superluminal motion at higher redshifts and (likely) with ever increasing jet speeds, examples being Bouchy et al 1998 on 1338+381 at ($z = 3.1$, $v_{\perp}/c \approx 27/h$) and Frey et al 2002 on 1351-018 at ($z = 3.7$, $v_{\perp}/c \approx 9.2/h$), it is an *expectation, based upon the cosmological effect of shear, that not all of the apparent largeness of v_{\perp}/c is due to relativistic distortions at the source*. An interesting future pursuit worthy of consideration is to correlate v_{\perp}/c with z to see if there is more scatter at high redshifts. If so, this could be indicative of the presence of shear.

4. Why are perfect Einstein rings a challenge to cosmological models?

Finally, the third application of section 3. We return to the question raised in section 1, on whether existing data can already be used to *clinch* cosmological models on the problem of global geometry. We hold the view that the most effective test *currently* available is still the weak lensing distortion of images of distant sources mentioned in section 1. The new point to be made in this work, however, is that unlike the primordial matter distribution the shear effect of foreground galaxies is severe for $z \gtrsim 1$ sources, i.e. one should not need such a large sample of background emitters to detect it. Nevertheless, the usual difficulty is in finding circularly symmetric patterns to start with, so that one knows that any apparent elongation is not an intrinsic property of the object being looked at.

For the above reasons the Einstein rings of well-aligned strong lensing configurations, play a unique role in satisfying our requirement, because the intrinsic shape of such a pattern is circular, or quite nearly so. While the zeroth order ‘ C_0 ’ term, or absolute deflection at constant $\delta\theta =$ by mass inhomogeneities can affect the *existence* of an Einstein ring by bringing misaligned source-lens-observer arrangements into alignment (i.e. in a smooth Universe the same Einstein ring seen somewhere in the sky would not even have been observable as the optical components involved are intrinsically non-collinear), the higher order effect of relative deflection ($\delta\theta \sim \theta$) between two neighboring rays calculated in section 2 plays the role of

distorting the ring via cosmic shear, as illustrated in Figure 2.

We therefore focus our attention upon a very recent set of well observed Einstein ring images, starting with the best candidate, J0332-3357, where $z_l = 0.986$, $z_s = 3.773$ (Cabanac et al 2005), or $D_l = 3.271$ Gpc, $D_s = 7.012$ Gpc, $D_{ls} = D_s - D_l$ in the flat Λ CDM cosmology of Eq. (17). Substituting these numbers into Eq. (15), one obtains $\delta\theta/\theta = 25$ % or aspect ratio 50 %. It is evident without any further analysis necessary that the J0332-3357 Einstein ring is much too circular to accomodate such a significant ellipticity.

Could the J0332-3357 observation simply be a statistical anomaly? There has recently been a wave² of Einstein ring detections, such as J073728.45+321618.5, J232120.93-093910.2, and J163028.15+452036.2. Together with the more historical B1938+666 (King et al 1997), all these lensing systems have characteristic parameters values $D_l \approx D_{ls} \approx 3.3$ Gpc ($z_l \approx 1$, $z_s \approx$ in the cosmology of Eq. (17)), i.e. the resulting $\delta\theta/\theta$ of shear is at a comparable level as that for J0332-3357, and can be cast in a convenient form as

$$\frac{\delta\theta}{\theta} = 0.23 \left(\frac{h}{0.7}\right)^2 \left(\frac{\Omega_{cl}}{0.15}\right) \left[\left(\frac{D_l}{3.3 \text{ Gpc}}\right)^{\frac{1}{2}} \left(\frac{\mathfrak{D}_l^3}{35.7 \text{ Gpc}^3}\right) + \left(\frac{D_l}{D_{ls}}\right) \left(\frac{\mathfrak{D}_{ls}^3}{71.3 \text{ Gpc}^3}\right) \right]^{\frac{1}{2}} \quad (18)$$

(noting that the D 's and \mathfrak{D} 's are related to each other once a cosmology is chosen). Thus these images should also be sheared with an aspect ratio similar to that of J0332-3357, yet none of them are observed to exhibit this behavior. As a guide to the eyes, we show in Figure 3 an ellipse with 50 % aspect ratio. It is fair to say that no continuous and nearly-complete Einstein rings have been found to suffer from so much distortion.

Since our prediction on shear, Eq. (15), lies with the fact that it depends simply on the mean mass density of clumped matter Ω_{cl} (which cannot differ too greatly from $\Omega_{cl} \approx \Omega_m/2$ or else structure formation will be in jeopardy, see sections 2 and 3) regardless of e.g. the number density of clumps or the mass distribution of individual clumps, this goes to highlight just how robust the prediction is. Nevertheless, Eq. (15) has caveats and these were stated in section 2, where we contended that the details on clumping are irrelevant provided the Universe did not have too high a degree of homogeneity at any time during the light propagation. Specifically a milder shear prediction can be reached by appealing to the increased size of galaxies and groups at higher redshifts as the Universe turned too smooth (section 2). In a revised prediction which is probably over conservative, one could take into account the shear contribution, in the manner calculated in this and the last section, only from those clumps lying within the foreground Universe between the (strong) lensing plane at $z \approx 1$ and the observer, i.e. considering the Universe behind the lensing plane as

²See the images on <http://hubblesite.org/newscenter/archive/releases/2005/32/image/a/>.

completely homogeneous. According to section 3, the expected aspect ratio of an Einstein ring would then be $\sim 26\%$. Such a distortion is also depicted in Figure 3, to demonstrate that it is still too large to reflect reality - among the aforementioned Einstein rings only J140228.21+632133.5 exhibit a commensurate ellipticity.

5. Conclusion: the question of global geometry

When light propagates through an inhomogeneous Universe there are three possible outcomes: (a) if the rays intercept mass clumps there will be magnification, (b) if they only skirt a clump there there will be shear, (c) if they intercept underdense voids there will be demagnification. When the mean density is critical, the effects of (a) and (c) cancel statistically, and in this sense one can say that the ‘mean’ global geometry of space is determined solely by Ω . In terms of occurrence rate, however, class (a) events are relatively rare, and although (c) are more frequent each event brings about a small change which is hard to measure. On the other hand, for any bundle of light rays (b) applies to *all* clumps with impact parameters less than a Hubble radius, and the sum total of their contributions is a rather large shear which has observable consequences, such as the appearance of high redshift quasars and systems with superluminal motion.

But perhaps most important manifestation of shear is to be found in the apparent shape of the (intrinsically circular) Einstein rings, as these should be stretched into randomly oriented ellipses with an aspect ratio $\gtrsim 25\%$. Observed rings are, however, usually much less affected, so unless the near Universe is much more homogeneous than expected this poses a formidable challenge to cosmological models, viz. if geometry is shaped solely by inflation rather than some physical mechanism that operates at all epochs, why such fluctuation as shear are not seen in the Einstein rings?

It is therefore not entirely inconceivable that the puzzles of cosmology in general and global geometry in particular lie hand-in-hand. If the latter is solved, we will be much closer to developing the correct model of the former. Current distinction between the concepts of ‘dark energy’ and ‘dark matter’ merely represents our on-going effort in seeking a complete understanding of the missing physical mechanism(s) that bridge the gap between gravity on smaller scales, and expansion of space on Hubble scales. Though at present an improbable scenario, the stability of a certain prescribed geometry might have been enforced by an ongoing tension between two opposing mechanisms, i.e. the gravitational fields of mass clumps are not simply ‘embedded’ phenomena in an otherwise decoupled ‘ether’ of uniform and accelerated expansion.

The author is grateful to Prof. S. -N. Zhang at Tsinghua University, Beijing, for his hospitality during a very pleasant two-month visit in the summer of 2007 when most of the thoughts in this paper were conceived and written. He is also indebted to Zhang's PhD student Ally Jiang for her preparation of all three figures.

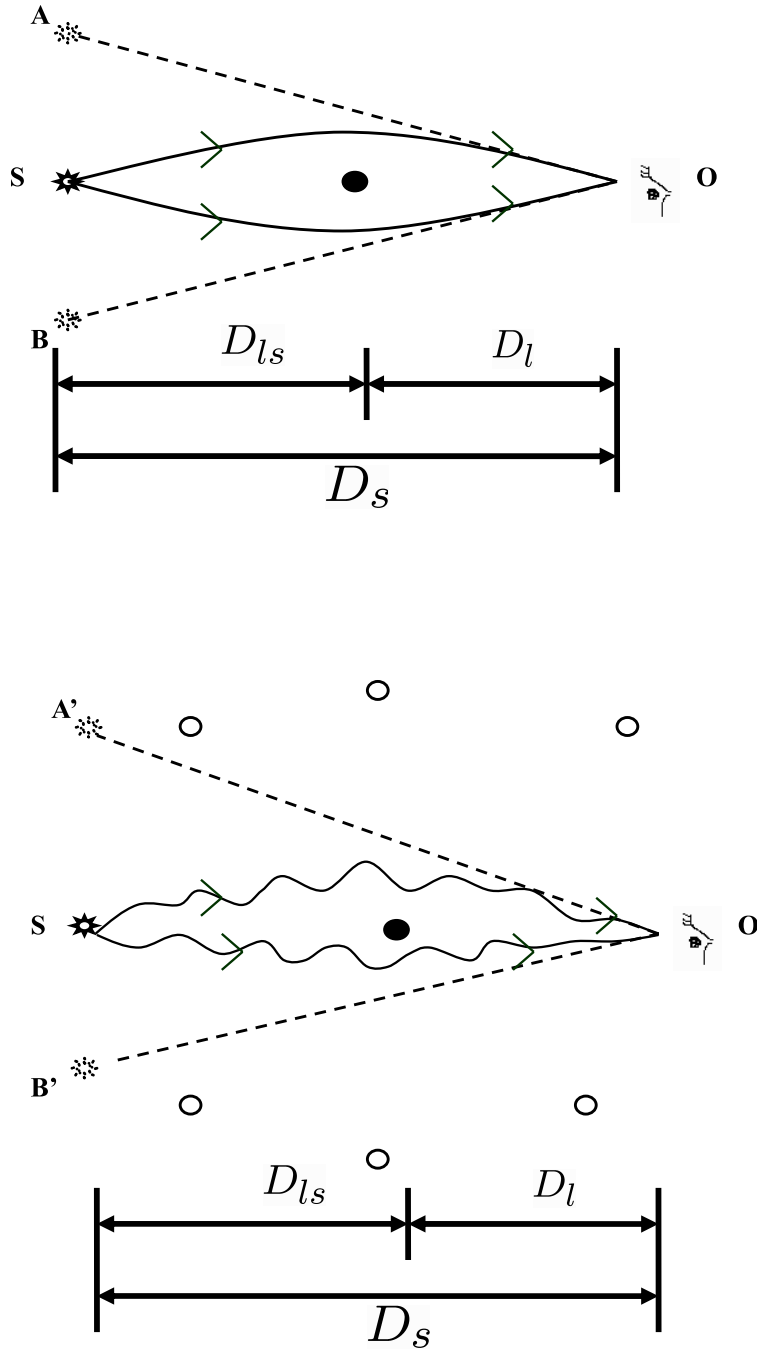


Fig. 2.— Two strong lensing images (which could be part of an Einstein ring) are displaced *relatively* to each other as their associated light paths are perturbed by external mass clumps lying at distances far larger than the separation between the paths. This relative displacement is also accompanied by an incoherent (random) difference in the arrival times of two photons emitted simultaneously and propagating down the two paths. In fact, both the relative deflection and incoherent delay are first order effects. Moreover, they are manifestations of the *same* underlying phenomenon, viz. shear.




Fig. 3.— The distortion of a perfect Einstein ring (leftmost circle) by shear. Clumps lying in the foreground, i.e. between us and the lensing plane, could deform the ring’s appearance to become like the first ellipse. If background clumps are also taken into account and their evolution is neglected, the ring will be stretched into the shape of the second ellipse. In reality the orientation of the two ellipses is, of course, random.

REFERENCES

- Bennett, C.L. et al 2003, ApJ, 148, 1.
- Bouchy, F., Lestrade, J.-F., Ransom, R.R., Bartel, N., Ratner, M.I., & Shapiro, I.I. 1998, A & A, 335, 145.
- Cabanac, R.A., Valls-Gabaud, D., Lidman, C., Jergen, H. 2005, A & A, 436, L21.
- Chodorowski, M. 2007, MNRAS, 378, 239.
- Dodelson, S., Shapiro, C., & White, M. 2006, PRD, 73, 023009.
- Eke, V.R., Cole, S., & Frenk, C.S. 1996, MNRAS, 282, 263.
- Frey, S., Gurvits, L.I., Lobanov, A.P., Schilizzi, R.T., Kawaguchi, N., & Gabanyi, K. 2002, Proc. 6th European VLBI Network Symposium, Bonn, Germany, Eds. Ros, E., Porcas, R.W., Lobanov, A.P., & Zensus, J.A., p89. (published by MPIfR Bonn).
- Fukugita, M. 2004, in IAU Symp. 220, Dark Matter in Galaxies, ed. S.D. Ryder et al (San Francisco: ASP), 227.
- Fukugita, M., Hogan, C.J., & Peebles, P.J.E. 1998, ApJ, 503, 518.
- Kibble, T.W.B., & Lieu, R., 2005, ApJ, 632, 718.
- King, L.J. et al 1998, MNRAS, 295, 411.
- Lewis, A., & Challinor, A. 2006, PhR, 429, 1.
- Lieu, R. & Mittaz, J.P.D. 2007, ApJ in press (astro-ph/0608587).
- Lieu, R. 2007, ApJ submitted (astro-ph/0701659).
- Ofek, E.O., Rix, H. -W., & Moaz, D. 2003, MNRAS, 343, 639.
- Ramella, M. et al 1999, A & A, 342, 1.
- Seljak, U. 1996, ApJ, 463, 1.
- Spergel, D. et al 2007, ApJ in press (astro-ph/0603449).