

Charges on Strange Quark Nuggets in Space

E. S. Abers¹, A. K. Bhatia², D. A. Dicus³, W. W. Repko⁴, D. C. Rosenbaum⁵, V. L. Teplitz^{2,5}

¹*Department of Physics and Astronomy, UCLA, Los Angeles, CA 90095-1547*

²*NASA Goddard Space Flight Center, Greenbelt, MD 20771*

³*Physics Department, University of Texas, Austin, TX 78712*

⁴*Department of Physics and Astronomy, Michigan State University, East Lansing, MI 48824*

⁵*Physics Department, Southern Methodist University, Dallas, TX 75275*

(Dated: February 29, 2008)

Since Witten's seminal 1984 paper on the subject, searches for evidence of strange quark nuggets (SQNs) have proven unsuccessful. In the absence of experimental evidence ruling out SQNs, the validity of theories introducing mechanisms that increase their stability should continue to be tested. To stimulate electromagnetic SQN searches, particularly space searches, we estimate the net charge that would develop on an SQN in space exposed to various radiation baths (and showers) capable of liberating their less strongly bound electrons, taking into account recombination with ambient electrons. We consider, in particular, the cosmic background radiation, radiation from the sun, and diffuse galactic and extragalactic γ -ray backgrounds. A possible dramatic signal of SQNs in explosive astrophysical events is noted.

I. INTRODUCTION

A generation has passed since Witten [1] suggested that strange quark matter (SQM) might be the ground state of all familiar matter and de Rujula and Glashow [2] set down a list of methods to search for strange quark nuggets (SQNs) in various mass ranges. There have been significant efforts using most of those methods, but no SQNs have been found. An area that has received, we believe, little attention is the possibility of exploiting the charge on SQNs in space that should be caused by radiation baths liberating electrons from the SQNs. How challenging such exploration would be depends on how large such charges might be. We estimate those charges under various conditions, including those at the time of cosmic recombination, those in today's cosmic background radiation (CBR), those in the solar neighborhood from the quiet sun and from an X-ray flare, and those in the diffuse galactic and extragalactic (gamma ray) radiation backgrounds.

We begin, in this section, with a brief review of SQM and SQN basics. In Sec. II, we give the equations on which our numerical estimates are based and the approximations that go into deriving them. We make simple, conservative approximations in estimating electron binding energies, wave functions and cross sections for large and small SQN masses and radii. In a separate publication, we will show, in more detail than needed for the first estimates here, the wave functions in the transition between these two regions [3]. In Sec. III we give the numerical results, and then conclude, in Sec. IV, with brief discussion of the results and their implications for the feasibility of space-based or space-directed electromagnetic SQN searches.

In 1984, Witten [1] (and Bodmer [4] earlier) considered systems of up, down and "strange" quarks, pointing out that they would have the same attractive potential energy as systems of just up and down because the force between two quarks does not depend on their flavor. They

would, however, have about 10 percent less kinetic energy because the Pauli exclusion principle would not force the quarks into as high kinetic energy states as in the case with just two kinds of quarks.

Soon after this seminal work suggesting that SQM might be the lowest energy state of familiar, baryonic matter, Farhi and Jaffe [5] worked out the basic nuclear physics of strange quark matter (SQM) within the MIT bag model [6], and de Rujula & Glashow [2] identified several observations that might lead to discovery of SQNs. The latter proceeded from the basic relation for energy loss

$$dE/dt = -\pi r_N^2 \rho_M v_N^3 \quad (1)$$

where v_N is the speed of the (spherical) nugget, r_N its radius, and ρ_M the density of the material through which it is passing. Equation (1) just says that the SQN must lose the energy needed to make the stuff in its way move as fast as it, the SQN, is moving. They estimated SQN mass ranges to which various sensors might be sensitive, for example the Earth network of seismometers being sensitive to masses over a ton or telescopes being sensitive to light emitted by SQNs entering the atmosphere. They estimated the upper detectability boundary of mass regions by computing the mass M at which events would become too rare for the detector system if the galactic dark matter (DM) density, ρ_{DM} , were all in the form of SQNs of mass M . Roughly, we have, for events per unit time,

$$dN/dt = v_N (\rho_{DM}/M) \pi r_d^2 \quad (2)$$

where v_N is again the speed of the SQN, $\rho_{DM} = 5 \times 10^{-25} \text{ g cm}^{-3}$ and r_d is the radius of the detector system through which it is passing. Equation (2) gives minimum detectable mass or speed in terms of the dark matter density limit on the abundance of SQNs of some one single mass.

An important recent development is work by Alford *et al.* [7] showing that, for SQM in bulk, Cooper pairing,

TABLE I: Some Strange Quark Nugget Searches.

Experiment/Observation	Mass Range (g)	Result
AMS ^a	$10^{-24} - 10^{-22}$	not done
RHIC ^a	$< 3 \times 10^{-21}$	not found
Mica Tracks ^b	$10^{-20} - 10^{-14}$	$<< \rho_{DM}$
ICE CUBE ^c	$10^{-3} - 10^{-2}$	not done
Seismometers:		
Future Lunar ^d	$10^3 - 10^6$	not done
Apollo ^e	$10^4 - 10^6$	$< \rho_{DM}/10$
USGS Reports ^c	$10^6 - 10^8$	$< \rho_{DM}$

^aSandweiss[12].^bPrice[15].^cSpiering[14].^dBanerdt *et al.*[18].^eHerrin *et al.*[19].

the basic phenomenon of superconductivity should occur with quarks. The pairing could take different forms. For a useful review, see Alford *et al.* [8] Most likely at high density, perhaps, would be pairs of quarks with equal and opposite momentum, antisymmetric in spin, flavor and color: color- flavor locked (CFL) pairing. The quark matter of such a SQN would be electrically neutral in its interior, but would have net positive charge on its surface, with the total (quark) surface charge proportional to the area. It would have quark charge $Z_Q = 0.3A^{2/3}$ (where A is one third the number of quarks) for an SQN with $m_s = 150$ MeV (see [9]), balanced by electrons feeling a potential that is a step function at the SQN radial boundary and Coulomb beyond it. We will discuss this model further below.

There are two potential sources for SQM. It might have been produced primordially, in particular in a phase transition in the early stages of the big bang. That was Witten's original thought, but it is, at best, controversial. The issue is that a SQN formed at high temperature needs to cool. If it does that by evaporation, the SQN disappears. Alternatively, it might cool by neutrino emission in which case it survives. There are experts and arguments on both sides (see [10] for a review and Section II.D below for a brief discussion). The second potential source is "neutron stars (NS)." If SQM is the lowest energy state of matter, it is expected that Type II supernovae would likely rise to high enough temperature to cool into SQM. If one did not, local quantum fluctuations would likely soon cause a global transition of the NS to an SQS. Binary strange quark star (SQS) systems would in time spin down, collide, and the galaxy would gain a population of SQNs of varying masses from the fragments.

There is significant, ongoing activity in searching for SQNs in various mass ranges. See Finch [11] for a recent, brief review. One important effort is the Alpha Mass Spectrometer experiment [12] which was due to be flown

by the space shuttle to the space station in a couple of years. It would have been able to detect, and to distinguish from cosmic rays, light SQNs that would not penetrate the atmosphere. However, the Columbia accident and the need to retire the shuttle fleet and to complete the space station have prevented AMS launch as scheduled [13]. A second is the ICE CUBE neutrino detector [14] being installed in Antarctica. It will have phototubes to detect the products from collisions of (weakly interacting) neutrinos with the electrons and nuclei of the ice. It will also have acoustic detectors to be able to identify tracks made by SQNs. It should be able to detect SQN masses up to as much as about a gram. This is the highest mass for which Eq. (2) gives a dozen or more events per year in a kilometer-sized region.

Past searches have included examination of tracks in mica by Price at Berkeley [15]. They have also included two cases of NASA work, in 2002, with evidence that two neutron stars were actually strange quark stars [16]. However, it was later concluded that alternate explanations for the observations were more likely [17].

Looking for evidence of SNQs was a prime objective of the Relativistic Heavy Ion Collider (RHIC) at Brookhaven National Laboratory. Since RHIC collides gold nuclei with gold nuclei, SQN masses up to two gold nuclei could, in principle, be produced. The experiment found none [12]. However, the binding energy per quark of SQM would increase with increasing numbers of quarks [5], so it would not be surprising if systems with hundreds or even many thousands of quarks were not found, but larger assemblies were found.

Selected past searches are summarized in Table I. In the table, a few major searches are listed (we modestly include ours [18, 19]), along with the mass range to which they will be/are/were sensitive and the result, where there is one, in terms of the inferred SQN density in our region of the galaxy.

Our goal is electromagnetic space tests, in several different settings, designed to discover SQNs or to falsify current SQN models. Each setting is characterized by a photon distribution and an ambient electron distribution. In the next section we discuss the settings, models of SQN structure, and the formulary. In the following section we present our results. In the concluding section, we day dream of possible electromagnetic detection schemes.

II. THE FORMULARY AND ITS APPROXIMATIONS

A. Settings

We consider extragalactic, galactic and solar system SQNs. In each case, we specify photon and electron energy and angle (radiation bath - isotropic, or unidirectional shower) distributions. We go back in red shift z to recombination at $z = 1089$ to raise the question of

TABLE II: Settings.

Location	Radiation Source		
	<i>Extragalactic</i>	<i>Galactic</i>	<i>Solar</i>
Extragalactic	$(1+z)T_0$; CBR	DBR	—
Galactic	$z_{rec} > z \geq 0$; GDR	$r_{sc} > r > r_{bh}$	—
Solar	$r > r_S$; DBR	$r > r_S$	$r > r_S$

whether today's cosmic microwave background (CMB) might have some imprint from a component of primordial, charged SQNs contributing to the dark matter.

In Table II we summarize these settings. r_{sc} is the distance from the sun to the center of the galaxy, r_{bh} is the radius of the supermassive black hole there, and r_S is the solar radius. For the cosmic background radiation (CBR) we take just blackbody radiation at temperature $(1+z)T_0 = T$ where $T_0 = 2.75K$, today's temperature. Galactic diffuse radiation (GDR) and today's intergalactic diffuse background radiation (DBR) are both given fit by, *inter alia*, [21] and [20]. Let the ionization of the SQN be Z_N . For each of the settings, we determine Z_N by setting the rate of ionization \dot{Z}_+ by the photon bath equal to the rate of electron capture \dot{Z}_- from the ambient electron bath. For each setting we need an estimate for the speed and density of free electrons (or even hydrogen atoms in cases where Z_N is large enough to rip off an atomic electron).

B. SQN Structure Models

We consider cases with SQN structure such that the quarks are free to move e.g. [7]. Then, quarks and electrons form Debye clouds which migrate to the surface, minimizing the energy of the system and leaving behind an electrically neutral system of quarks. We make three major approximations in computing the binding energies of the electrons. First, we approximate the potential energy of the least bound electron, in the case that Z_N electrons have already been ionized, as in Fig. 1, that is

$$\begin{aligned} V_Z(r) &= Z_N e^2 / r, \quad r > r_N; \\ &= \infty, \quad r < r_N. \end{aligned} \quad (3)$$

Second, we consider only s-wave electrons. Third, where convenient we replace the infinite barrier of Eq. (3) and Fig. 1 by the potential of Fig. 2, an apparently violent approximation that doesn't actually make much difference at all except perhaps in the transition region, around nanogram masses, from atom-like SQNs (SQN radius less than Bohr radius) to large SQNs (opposite inequality) as discussed below. The work of reference [3] is designed to cover that transition region.

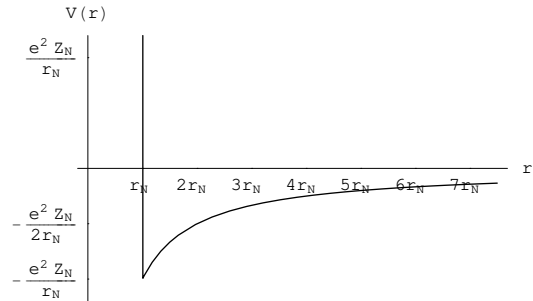


FIG. 1: Potential for least bound electron.

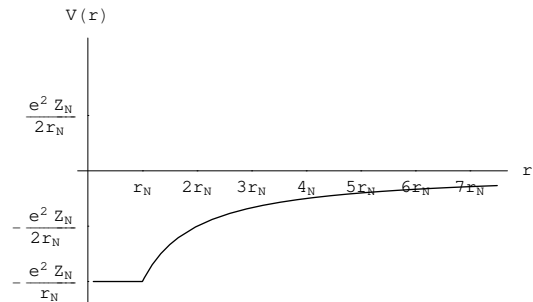


FIG. 2: Approximation to potential for least bound electron.

These approximations are conservative with respect to our goal of identifying ways of detecting charged SQNs in space. All three overestimate the amount of binding by omitting the centrifugal barrier, the electron-electron repulsion and the Pauli principle for the electrons. Therefore, they underestimate the amount of charge the SQN will acquire, and thus underestimate its detectability.

The result of the three approximations is to change the potential to that of Fig. 2. The calculations below are based on that potential.

An important case is color-flavor locked (CFL) pairing [7], in which the u, d, and s quarks pair symmetrically. Then, everywhere in the bulk there are the same number of quarks of each kind and hence charge neutrality of the bulk of the quark lattice. In this case the charge lies at the surface where the longer Compton wavelength of the (low mass) u and d quarks requires that the edge quarks be u and d unbalanced by any of the much more massive s quarks. This gives a net total quark charge on the order of $Z_T \sim (M/m_p)^{2/3}$, where m_p is the mass of the proton. The full system has, in vacuo, in addition enough electrons so that the total charge of an isolated SQN is zero, and again the potential is that of Fig. 1 which can be approximated here by that of Fig. 2. The discussion in this paper is meant to apply directly to that model.

In Fig. 1, the cramped quarters might appear, by the uncertainty principle, to make the kinetic energy appreciable and therefore yield much less binding than the potential of Fig. 2, and hence much higher Z_N values and unrealistically easier detectability. However, the quarters

are not really so cramped: the distance from $r = r_N$ to r such that $V(r) = V(r_N)/2$ is r_N . This means that, for a given setting, the kinetic energy must fall with increasing SQN mass as $M^{-2/3}$ while the potential energy falls only as $M^{-1/3}$. This occurs for the high M region, $r_N > a_B/Z_N$, with a_B the Bohr radius for hydrogen. In that case, we show below, Eqs.(7) and/or (11), that $Z_N \sim b \sim M^{1/3}$. If the kinetic energy becomes negligible, halving it doesn't much matter.

The opposite case, low-mass atomic model, is $r_N < a_B/Z_N$. There, the SQN is sufficiently small that the least bound electron is atomic in nature, in the sense that the overlap of its wave function with the SQN is small. Thus, the effect of the third approximation is small. We can get a sense of the effects of the other approximations by considering the variation in binding energy in the periodic table. Our approximation treats all the SQNs (with $r_N < a_B/Z_N$) like hydrogen. In real life, the most tightly bound electron in the periodic table is that of helium with binding energy about twice that of hydrogen while the least tightly bound, ground state electron is that of cesium with binding about one third that of hydrogen.

C. The Formulary

We equate the rate, \dot{Z}_+ at which electrons are ionized by photons in the radiation bath (or unidirectional "radiation shower" in some cases) to the rate at which they are replaced by capture from the electron bath or shower, \dot{Z}_- . Our expression for Z_+ is

$$\dot{Z}_+ = \pi b^2 \int_{Z_N e^2/r_N}^{\infty} dE N_\gamma(E) \left[N_e(E_B < E) \sigma(\gamma + SQN \rightarrow e + SQN), 1 \right] \quad (4)$$

where: $b = \max[r_N, a_B/Z_N]$; r_N is (still) the SQN radius $[(3M/4\pi\rho)^{1/3} = r_N]$; $N_\gamma(E)dE$ is the number of photons per unit area per unit time with energy between E and $E + dE$; N_e is the number of electrons per unit area with binding energy E or less; σ is the particle physics cross section for ionization and can be evaluated using standard relativistic quantum mechanics. The square bracket under the integral sign is the probability of the photon, when it hits the SQN, actually liberating an electron. Because a probability is needed, when that product is greater than one, it must be replaced with one.

Similarly, we have

$$\dot{Z}_- = \pi r_N^2 \int_{m_e - E_B}^{\infty} v_e(E) n_e(E) \left[1 + f_e(E, Z_N) \right] h(E) g(e + SQN \rightarrow SQN + X, E) dE \quad (5)$$

where $h(E)$ is the distribution of incoming electron energies and $g(E)$ is the probability that the incoming electron will be slowed and captured. We integrate over the

distribution of incoming electron energies; v_e is electron speed; $n_e dE$ is the number of electrons per unit volume with energies between E and $E + dE$. The function f_e is given by

$$f_e = 4\alpha\hbar c Z_N / (r_N E_e) \quad (6)$$

f_e is the enhancement of the effective cross sectional area of the SQN; the SQN charge focuses the incoming electrons. Note that the coefficient on the right-hand side in Eq. (4) is πb^2 while that in Eq. (5) is πr_N^2 (with b the larger of r_N and $\alpha\hbar/(a_B Z_N)$) This takes account of the fact that a photon can eject an electron out to b while an electron must penetrate to r_N to be captured.

Scattering off the bound electrons or the much more numerous quarks and the absence of relativistic electrons at the Z values under consideration make it a reasonable approximation to assume that all electrons up to energies significantly higher than $m_e + E_B$ are captured. In the spirit of this approximation we set the product hg equal to $\delta(E - \bar{E}_e)$, where \bar{E}_e is the average electron energy, and replaced the whole integral by $n_e v_e (1 + f_e)$.

We solve the equation $\dot{Z}_+ = \dot{Z}_-$ in the various settings described, letting M range from 10^{-21} g to 10^{+30} g. We continue to make the conservative approximation that the kinetic energy is negligible compared to the potential energy and hence use $E+B \sim Z_N e^2/r_N$ for $r_N > a_B/Z_N$.

For large Z_N , each SQN will be surrounded by an excess of electrons and there will be screening that will affect both electron capture, Eq. (5), by limiting the distance over which there is an attractive force, and electron liberation, Eq. (4), by impeding escape to infinity. In the first approximation of this work, we do not attempt to estimate the size of these effects, but note that, because they have opposite effects, there is a possibility of first order cancellation.

We have solved the equation $\dot{Z}_+ = \dot{Z}_-$ for some values of the parameters, and with some (further) approximations. The most important of the approximations is replacing the product $N_e \sigma$ in Eq. (4) with unity. This is a good approximation because, with $Z_T \sim M^{2/3}$, we have $N_e = Z_T / (4\pi b^2) \sim \text{few} \times 10^{25} \text{cm}^{-2}$ — independent of mass M . Since $\sigma \sim 10^{-20} \text{cm}^2$, the probability of a photon liberating an electron from an SQN is of the order of one if the photon's impact parameter lies within the effective cross section from the center of the nugget, and if the photon is sufficiently energetic.

The final result of these approximations in Equations (4) and (5) is that $\dot{Z}_+ = \dot{Z}_-$ reduces to

$$\pi b^2 c F_\gamma(E > E_B) = \pi r_N^2 n_e \bar{v}_e (1 + f_e) \quad (7)$$

where: $b = \text{Max}[r_N, a_B = Z_N \alpha \hbar c / E_B]$; $F_\gamma(E > E_B)$ is the number of γ 's per unit volume with energies greater than E_B ; E_B is the binding energy of the least bound remaining electron in the SQN; n_e is the density of ambient electrons; \bar{v}_e is their (average) speed; and f_e is

the (classical) focusing factor of Eq. (6). For four settings – $z = 1089$, $z = 0$, quiet sun, and X-ray flare – we use a thermal distribution. For three – intergalactic, near the sun, and milkyway center diffuse radiation backgrounds (DRB) – we use a non-thermal, power law spectrum approximating the graph given by Henry [20]. See also [21]. The number of photons per unit volume with energy $E_\gamma = E > E_B$, denoted F_H is given by

$$F_H(E) = -c^{-1}(\beta_b + 1)^{-1} A_b E^{(\beta_b + 1)} \quad (8)$$

for $E > E_{ab}$, and

$$F_H(E) = -c^{-1}((\beta_a + 1)^{-1} A_a E^{(\beta_a + 1)} - (\beta_a + 1)^{-1} E_{ab}^{(\beta_a + 1)} + (\beta_b + 1)^{-1} A_b E_{ab}^{(\beta_b + 1)}) \quad (9)$$

for $E < E_{ab}$,

with $E_{ab} = 10^{15} h = 4.8$ eV (h is Planck's constant); $\beta_a = -2.45$; $\beta_b = -3.05$; $\text{Log}(A_a) = 6.77$; $\text{Log}(A_b) = 7.14$.

Our approach to the SQN electrosphere is complementary to the classic treatment of Alcock, Farhi and Olinto [22]. They consider the electrosphere as a continuous medium in the Thomas-Fermi approximation [23]. We consider the electron with the least binding energy in the mean field (of the positive lattice plus the remaining electrons) approximation. Additionally, we do not make use of the fascinating work of Usov [24] and others [25] on SQN cooling by thermal pair creation based on Schwingers work on pair production in strong electromagnetic fields [26]. We assume that the SQNs are cooled well below the temperatures at which thermal pair production becomes important. Our consideration below of pair production is for a cold, even if highly charged, SQN.

D. Are They There?

It is now three dozen years since Bodmer's [4] on SQM were published and two dozen since Witten's [1] and there is no experimental or observational sign of SQM – in spite of a reasonably vigorous program of searching. One has to ask the questions both of whether the game is worth the candle and of what is the score anyway?

First the score. There are no astronomical sightings of strange quark stars (SQS's). As noted, two reports of strange quark pulsars [16] have gone away [17]. Contrariwise there are two sets of observations that appear to preclude the neutron stars observed being SQS's. First, there is the glitch problem. Pulsars, from time to time, suddenly change rotation frequencies. This change is most easily interpreted as the result of starquakes in the less dense, more familiar matter on top of the neutron core. It is difficult to explain these glitches with SQS's since there is a limit to the mass of a familiar matter crust that can rest on a SQM core [27] (although one SQM model appears to do so [28]). Then there are the explosions from time to time on neutron stars: bursts and superbursts. The X-rays from superbursts show a structure

of quasi-periodic oscillations (QPOs) during the course of the burst. QPO frequencies identified during a couple of relatively recent superbursts correspond to those expected from a thicker crust [29] than neutron drip permits an SQM core to maintain [22].

Moving on to terrestrial (and lunar) searches, observations and experiments were noted in Section I and summarized in Table I. A more thorough review is given in [11], references therein and other papers from that conference.

Last but not least is theory. Recognizing that Cooper pairing should add tens of MeV per baryon to SQN binding energies [7] greatly enhanced the argument for SQM existence. On the other hand, while observations have been casting doubt on the existence of SQSs (and fragments of SQSs - SQN's), theory has been casting doubt on primordial SQN production. The current situation is summarized by Boyanovsky et al [10] along the following lines:

There is an estimate that a primordial SQN must have mass M greater than 10^{20} g in order for neutrino cooling, which scales as M , to be greater than evaporation cooling which scales like $M^{2/3}$. Furthermore, if the (first order) phase change to SQM occurs, as expected, when the strong interactions become strong at about 200 MeV, one would expect a mass of this same order – give or take a factor of 10^3 or so. This is about the mass of a large comet. At a density of about $5 \times 10^{-25} \text{g/cm}^3$, there would be one every 10^{12}cm (1000 AU). There could be on the order of a million SQNs in the solar system, some in the Oort cloud, some in the Kuiper belt, and some in the interiors of the sun and the planets, but not many in orbit about the sun since orbit perturbations by Jupiter and other planets tend to drive comet-sized objects out of the inner solar system.

This would be a clear indication for where to concentrate future searches for primordial SQNs, but there is a fly in the ointment: again the neutrinos. By diffusion, they wipe out inhomogeneities over distances longer than about 3×10^{-3} of that needed to let neutrino cooling beat quark evaporation and the primordial SQN disappears.

Is the game worth the candle? Finch says in [11] “If it turns out that SQM is stable, the implications would be potentially tremendous not only for the resultant direct and indirect understanding of the strong interactions but also for the practical applications ranging from new materials...” In brief, the answer to “are they there?” seems to be that it's a long shot, but to some worth playing.

III. RESULTS

Figure 3 gives results for the equilibrium values of Z_N for seven selected settings. The seven curves, proceeding from top to bottom, are:

- (1) the sun shining on an SQN during an X-ray flare;

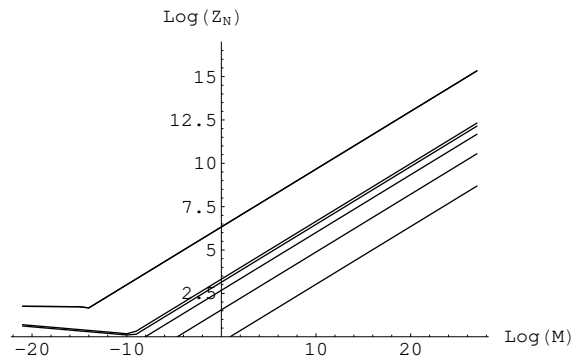


FIG. 3: SQN charge $Z_N(M)$. The 7 curves are in the order described in the text at the beginning of Section III, and used for the 7 rows of Table III. Mass, M , is in grams.

TABLE III: Parameters for the seven curves of Fig. 3. n_e has units of cm^{-3} , v_e has units of cm/sec . N_γ is the number of photons with energy greater than E where E is in eV. F_H is the function defined by Eq. (8) and Eq. (9) for the non-thermal distribution cases.

SQN Location	Radiation	n_e	$v_e/10^6$
Solar Xray Flare	$T = 10^3 \text{ eV}$	7	50
Galaxy Center	GDR $N_\gamma = 1.5 \times 10^5 F_H$.05	8
IGM Today	DBR $N_\gamma = F_H$	4×10^{-9}	1
Quiet Sun	$T = 0.5 \text{ eV}$	7	50
IGM Pre Recombo	CBR $T = 0.26 \text{ eV}$	5	30
GDR near sun	$N_\gamma = 15 F_H$	7	50
IGM Today	CBR $T = 2.75 K$	4×10^{-9}	1

- (2) the relatively intense galactic diffuse radiation (GDR) at the center of the galaxy (COG) shining on an SQN located near the center;
- (3) the diffuse background radiation (DBR) shining on an extragalactic SQN;
- (4) the (quiet) sun shining on an SQN in solar orbit;
- (5) an SQN in the primordial universe at recombination;
- (6) the GDR shining on a solar system SQN; and
- (7) an SQN in the CBR today (ignoring all other radiation).

In the Log-Log plot of Fig. 3, the second and third curves from the top are barely distinguishable from each other, with the 4th and 5th even less so. The little, relatively flat tails on the left in Fig. 3. give a rough approximation to the behavior in the mass region in which there is a transition between the “atomic model” ($r_N < a_B/Z_N$) and the $M^{1/3}$ behavior for $r_N > a_B/Z_N$. In Fig. 3 we have truncated curves where the computer program gives $Z_N(M) \leq 1$

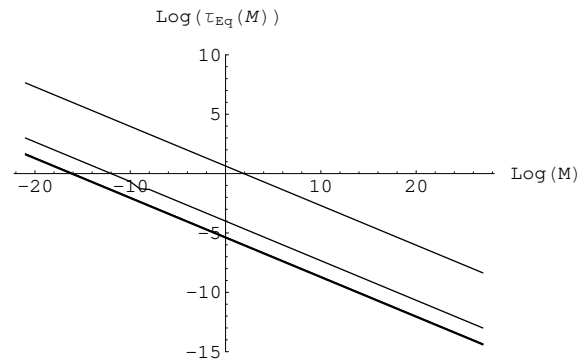


FIG. 4: Time in years to reach equilibrium $Z_N(M)$. Top line is IGM today; next line is galactic center; bottom, double (in Log-Log plot) line is solar system at at Earth’s distance from sun and universe at recombination. Note, from discussion at Eq. (10) and Table III, that the width of the bottom line is proportional to the Log of the ratio of 7/5 to 5/3, and that, for $f_e \gg 1$, τ only depends on the electrons, not the radiation.

Table III gives the parameters for the radiation and electron baths and showers in the same order as just described. Based on it, one can understand the order of the curves in Fig. 3. The largest SQN charge, among the settings considered, is in the X-ray shower from a solar X-ray flare. The neighborhoods of supernovae and other explosive astrophysical events, however, might well be even better, depending on the extent to which assets like the Swift satellite are able to get sufficient data, in seeing SQN effects. The CBR by itself is, today, the worst, but it is perhaps interesting that, for sufficiently massive SQNs, it would contribute.

In Fig. 4, we give the times (in years) necessary to reach Z_N ($\tau_{eq}(M) = Z_N/\dot{Z}_+ = Z_N/\dot{Z}_-$) for (just) the dominant contribution in each location. The results for Z_N do not vary with distance from the sun because both the radiation and electron showers fall off like r^{-2} . However, the times to reach Z_N do vary with r like r^2 . The times are about a day and a half for a nanogram, and fall as $M^{-1/3}$ as shown in Fig. 4, for both the quiet sun and the X-ray flare at r equal the distance of the Earth from the sun (one AU). As shown below in Eq. (10), the results for the times do not depend, in our approximations, on the radiation – only on the electron bath or shower. This is because both Z_N and $\dot{Z} (= \dot{Z}_+ = \dot{Z}_-)$ have the same $M^{1/3}$ dependence on M .

In the calculations we have taken the DBR and the galactic diffuse radiation (GDR) from Stecker and Salamon [21] combined with the graph of Henry [20], with the assumptions that the GDR near the sun is about 15 times that in extragalactic space and the GDR near the center of the galaxy is about 10^4 times greater than it is in the local neighborhood (that is, most of the X-ray and higher energy radiation is coming from the accretion disk around the supermassive black hole inside about 0.1kpc radius).

TABLE IV: Times and Binding Energies.

Setting	$M^{1/3}\tau_{Eq}(\text{y})$	$E_B(\text{eV})$ $M > 10^{-10}\text{g}$	$E_B(\text{eV})$ 10^{-21}g
Galactic Center	10^{-4}	39	330
IGM Today: DBR	4.4	26	240
Solar system:			
during X-ray flare	4.5×10^{-6}	3.8×10^4	4.2×10^4
from GDR	4.5×10^{-6}	0.66	240
Quiet Sun	4.5×10^{-6}	14	18
Recombo with CBR	3.8×10^{-6}	9.5	12
Today from CBR	4.4	8.7×10^{-3}	0.012

Along with Fig. 4, in the second column of Table IV, we give results for the time $\tau_{Eq}(M)$ (in years) for Z_N to reach equilibrium. Table IV goes on to give the binding energy of the least tightly bound electron, $E_B(M)$ for $M > 10^{-10}\text{g}$ and for $M = 10^{-21}\text{g}$ – for the seven settings. Recall from subsection II.B above that $E_B = -Z_N e^2/b$; $b = \text{Max}[r_N, a_B/Z_N]$; 10^{-10}g is the boundary, roughly, between the two regions. $\tau_{Eq}(M)$ varies as $M^{-1/3}$ for all settings.

Other variations with $r_N \sim M^{1/3}$ cancel out in the ratio Z_N/\dot{Z} : e.g. Fig. 4 does not have the kinks that are present in Fig. 3. The lack of any variation in $E_B(M)$ for $M > 10^{-10}$ should aid in devising SQN detection schemes, in the case of fragments from collisions or other production mechanisms giving a distribution of masses. The whole range would give the same signal. In those cases in which the charge focusing parameter f_e of Eq. (6) satisfies $f_e \gg 1$, we can write a simple closed form for τ_{Eq} . Letting $b = \text{max}[r_N, a_B/Z_N]$, writing $\zeta = 1(2)$ according to $b \neq a_B/Z_N$ ($b = a_B/Z_N$), and recalling $E_B = -Z_N \alpha \hbar c / (\zeta b)$, we have $f_e = -4\zeta b E_B / (r_N E_e)$. Consequently, it follows from Eq. (6) and the assumption that the integral in the capture rate, Eq. (5), is $n_e v_e f_e$ that we have

$$\tau^{-1} = \dot{Z}_N / Z_N = 4\pi \alpha v_e n_e r_N (\hbar c / E_e) \quad (10)$$

Eq.(10) shows that the time to reach equilibrium depends only on the electron bath (or shower) and the SQN mass, but not the radiation; this is confirmed in the numerical results of Table IV and Fig. 4.

We can go on to find a simple closed form equation for E_B , if $b = r_N$, in the approximations of either $f_e \gg 1$ or $f_e \ll 1$. Using $\dot{Z}_+ = \dot{Z}_-$ with Eqs. (6) and (7) gives, for the first of these two cases

$$F(E_B) = 4\pi \zeta v_e n_e r_N / (b E_e) \quad (11)$$

where $F(E_B)$ is a function of a form that depends on the nature of the radiation distribution N_γ (here, thermal or power law). It is, for the case of $f_e \gg 1$, the integral of the photon distribution function from E_B to infinity divided by E_B .

Variation in E_B as a function of SQN mass M is small for small M , as well as absent for large, in the case of thermal radiation. This might be expected since the thermal spectral energy density cutoff is exponential (with E_B in the exponent). But it is significantly less rapidly varying for the diffuse radiation backgrounds where it is only a low power and hence Z_N is more sensitive to the electron bath or shower.. A similar separation of $\dot{Z}_+ = \dot{Z}_-$ into an equation with one side depending only on the radiation and the other depending only on the electrons can be made if $f_e \ll 1$. We do not provide estimates of $E_B(M)$ for M in the transition region between small and large mass, since these should be most sensitive to more accurate wave functions of [3].

Some features of the results include the following:

- In Fig. 3 we have used the parameterization of Eqs. (8) and (9), with two line segments, for the diffuse background radiation, derived from that plotted in [20] (intergalactic, in the area of the solar system, and at the center of the galaxy). These are the only three non-thermal baths (or showers) considered. An alternative to our two segment parameterization would be simply to connect reasonable initial and final points with a single straight line. The result of this alternative, on the Log-Log plot of $F(E)$ is a single line with slope $\beta = -2.65$ (compared with -2.45 and -3.05 for the two segment fit used in calculations for Fig 3). The coefficient A of E^β , is given by $\text{Log} A = 6.1$. This alternative gives, for the intergalactic medium (IGM) $Z_N = 1007 M^{1/3}$ compared with $1395 M^{1/3}$ for the two segment fit to the DRB intensity. The difference would be difficult to see on a Log-Log plot. The X-ray GLAST mission should significantly improve data in the fraction of an MeV region over that available to [20].
- The fact that $Z_N(M)$ behaves as $M^{1/3}$, for the region in which $b = r_N$, i.e. where M is large enough that the Bohr radius is inside the SQN, can be seen from Eq. 6. If $b = r_N$ holds, all explicit dependence on M disappears from that equation and one just solves once for $E_B = \alpha \hbar Z_N / b$, the binding energy of the most loosely bound electron. That the dependence of Z_N on M is the same as that of b implies $Z_N \sim M^{1/3}$.
- Physically, one expects that the value of Z_N should rise with M so as to make the binding energy of the most loosely bound electron independent of the radius of the SQN in the M region for which $\pi b^2 = \pi r_N^2$. The more interesting question is that of the negative slope of the little tails on the left in Fig. 3. (The answer is that, in that M region, \dot{Z}_- grows as $M^{2/3}$ from the increase in r_N , while \dot{Z}_+ , with b fixed at the appropriate Bohr radius, lacks that increase. This drives the solution to Eq. (7) to lower Z_N to compensate.)

- One sees from Table III that, in the numerical calculations, we have chosen the density of electrons in the IGM today, n_e to be a mean between that corresponding to complete ionization of all IGM atoms and that corresponding to ionization at the 10^{-5} level. “Complete ionization,” as used here, includes the case in which the SQN electric field is strong enough to polarize atoms and remove their electrons. As noted, it follows from Eq. (7) that, for $b = r_N$ (large M), the results for Z_N vary like $n_e^{1/3}$. Numerical calculations show a much smaller, more complicated variation for $b > r_N$. One also sees that the same situation obtains for varying v_e .
- The largest Z_N values occur for solar system X-ray flares. Since these only last for minutes, one will need to consider carefully whether there is sufficient time to realize the large values and, even more importantly, sufficient time to exploit them for SQN detection.
- The results for SQNs at recombination are about the same as the results for the (quiet) sun because, while the temperature in the sun is higher than that in the CBR just after recombination, the electron density then was lower than that in today’s solar wind near the Earth.
- Extragalactic SQNs have high Z_N values and ones near the solar system much lower ones because of the great difference in electron densities.
- A check on the results is the fact that higher Z_N values for a setting correlate directly with a lower mass for the transition from $Z_N(M) \sim \text{constant}$ with M to $Z_N \sim M^{1/3}$. See Fig. 3.
- The results above for the potential of Fig. 1 apply about equally to the potential of Fig. 2, for large r_N , $r_N \gg a_B/Z_N$ as discussed. They also apply for small r_N (atom-like structure). However the results in the transition region will likely be different.
- Note that Z_N is limited by vacuum breakdown to less than $E_\gamma(Z_N) = 2m_e$. For $M > 10^{-18}\text{g}$ this occurs at $Z > 137$. For $M < 10^{-20}\text{g}$, there are not enough electrons for it to occur at all.

IV. DISCUSSION

There are many detection techniques to consider once the order of magnitude of the charges on SQNs, and the binding energies of their most loosely bound electrons, are known. One could look for emission lines from electrons being captured by SQNs. One could look for absorption lines and/or absorption edges in radiation coming toward us from behind an SQN population. One could try to detect the static charge along with the very small charge-to-mass ratio, of nearby SQNs passing

through the solar system. Finally there is the possibility of indirect detection by means of some astrophysical effect of a population of charged SQNs. Below we give a few examples of such lines of inquiry. The main problem in looking for a signal will be the low SQN abundance given the number density limit $\rho_{DM}/M > n_{SQN}(M)$. If we got lucky, there could be a large SQN shower from a relatively nearby and recent collision of the neutron stars in a binary system, but it would be difficult to advise, with a straight face, anyone to spend real money on such a possibility.

Particle Detection Techniques. One could consider space-based particle detection techniques, including ones that might be based on the Moon. The major capability needed is wide area coverage. Consider the event rate

$$dN_{ev}/dt = n_{SQN} v_{SQN} A \quad (12)$$

where n and v are the number density and speed of the SQNs and A is the effective detector area. Again, suppose all SQNs are of mass M and that $n_{SQN} \sim \rho_{DM}/M$. If we want to detect one SQN in the time τ , we need (recall $\rho_{DM} \sim 5 \times 10^{-25} \text{g/cm}^3$) $A\tau/M > 10^{17}$ assuming that $v_{SQN} \sim 250 \text{km/s}$, the galactic virial velocity. If a square kilometer could be instrumented, nanogram SQNs might be detected at rates up to 100/s, and one-gram SQNs once a year. Something to consider is whether SQNs entering the atmosphere would produce a characteristic scintillation signal detectable by ground or space-based telescopes [30].

Absorption and Emission Lines and Edges. A second approach is to search settings in which there is identifiable absorption or emission. One example would be to look for settings in which there is sufficient high energy radiation to bring SQNs to a high enough degree of ionization that pair creation ensues if another electron is ejected. We expect that to happen when E_B , the binding energy of the least bound electron, is $2m_e c^2$. At such a point, there should be an emission line at $E = 2m_e c^2$ from electron capture. This would result from a strong enough photon distribution to preclude lower E_B while, at the same time, vacuum pair creation prevented a larger one. The upshot would be that any electron capture would produce a $2m_e$ photon, a very distinctive signal. We emphasize that careful calculations are needed to determine whether that signal would be distinguishable against the strong backgrounds in an explosive event. Once E_B is at $2m_e c^2$, any further electron ejection results in an $e^+ e^-$ pair so that there would also be gammas with $E_\gamma = m_e c^2$ from $e^+ - e^-$ annihilation. This signal should occur as the SQN, in the radiation and electron baths, oscillates about the equilibrium value of Z_N . It requires an SQN mass above about 10^{-20}g so that the total number of electrons is sufficient to reach that point.

In addition to gammas from the positrons annihilating with ambient electrons and the $2mc^2$ emission there might be an accompanying absorption edge at $2mc^2$ since

photons of energy over that value could liberate electrons from the SQN, but less energetic ones could not. Our preliminary calculations summarized above indicate the diffuse radiation background is not able to ionize SQNs to that degree. Other places to look would be at explosive events, including supernovae (of various types), gamma ray bursts, and neutron star bursts and superbursts.

It is possible that GLAST data, when available, could contain some evidence of this triad of signals: an emission line at $E = m_e c^2$, an emission line at $E = 2m_e c^2$, and an absorption edge starting from $E = 2m_e c^2$. The emission line at a single photon energy of $2m_e c^2$ (resulting from γ 's keeping $E_B \geq 2m_e c^2$ and vacuum pair creation keeping $E_B \leq 2m_e c^2$) would be a dramatic SQN signal. It may well be that the background would swamp any signal, but this three-pronged test could be such a definitive indicator that it is important to assess its feasibility. We know of no other source of $2m_e^2$ emission lines. A place to look for an analogous signal, without the emission line, would be in the solar system during a solar X-ray flare. Then we would expect an X-ray signal of about 50 KeV and some absorption of X-rays over that (see Table IV and Fig. 4). Additionally, we note that a strong X-ray signal from electron-positron annihilation strongly concentrated at the center of our galaxy has been observed most recently with the INTEGRAL satellite. See, for example, Yuksel [31] for a brief review. We have, however, not seen any reports of 1.02 MeV photons, so it would be premature for SQNs to clamor for entry into Yuksel's list of about two dozen "exotic" models that might account for the positrons.

A second place pair production is thought to have occurred was in pair instability supernovae [32]. At least one recent supernova, 2006GY, discovered by Quimby *et al.* [33], and studied by Ofek *et al.* and Smith *et al.* [34] showed strong positron production. It was the most luminous supernova recorded and had a light curve that lasted significantly longer than the typical supernova. Leahy and Ouyed [35] have explained its features on the basis of a two step process, the first an ordinary type II supernova implosion followed by a transition from a neutron star to an SQS. A second explanation might conceivably be possible using results along the lines of Fig. 4. That is, a cloud of gram range SQNs from an event with persistent production of a lot of MeV tange γ s would generate positrons. It could also generate the $2mc^2\gamma$ signal discussed above and not expected from any other obvious, at least to us, process. This could be the proverbial "smoking gun for the presence of SQNs. Pair production as a cooling mechanism for hot SQSs was pointed out by Usov [24] and is an active area of study [25].

Finally, we can derive, from Eq. (7) a condition for E_B to reach $2m_e c^2$. Consider a thermal photon distribution at temperature T . We have, after evaluating the integral for such a distribution over all $E > E_B$, (with $x = E_B/T$)

$$(2 + (2 + x)x)e^{-x}/x = 4(\hbar c)^3/(E_e T^2)n_e(v_e/c) \quad (13)$$

This equation could prove useful in evaluating the likelihood of finding the $2m_e c^2$ line in various settings, including explosive ones.

Early Universe Effects. Two indirect searches for SQNs or limits on their abundance, based on the results of the charge calculations, would be to consider their effects on the cosmic microwave background (CMB) and on the production of the first (population III) stars.

With regard to the CMB, consider the early universe picture, just before recombination, of free protons, free electrons and mass M , charge Z_N SQNs. Oversimplified, there will be an electron-rich cloud nearby and an outer proton rich region around each SQN,. The size of these regions will depend on the SQN masses. While not bound, the ensemble is likely to have some coherence, and hence some M -dependent electromagnetic effects, such as resonant frequencies, that could lead to observable features in CMB observations. If so, there could be discovery or new limits on abundance of primordial SQNs. There will also be continued production of photons of (decreasing) energies less than about 10 eV as the universe expands and e^- capture continues. Depending on SQM masses and abundances, such CMB perturbations might be observable.

Another early universe effect that might lead to SQN indications or bounds could be entropy production by the chain of reactions $\gamma + N_Z \rightarrow e^- + N_{Z+1} \rightarrow e^+ + 2e^- + N_{Z+1} \rightarrow N_Z + 2\gamma$ discussed above. Its effect is to turn one photon with $E > 2m_e c^2$ into two photons of lower energy. Conceivably this chain could occur sufficiently rapidly to have a noticeable effect on the baryon to photon ratio and hence the abundance of helium or other light elements produced in primordial nucleosynthesis.

With regard to Population III stars, one might ask the extent to which SQNs would catalyze hydrogen molecule formation as a function of red shift z . Hydrogen molecules are necessary to radiate (from collisionally excited vibration states) energy from the collapsing proto-star gas cloud when the cloud temperature has fallen below the energy differences among hydrogen atom states. The picture would be one of an SQN population of mass M with charge Z_N on each SQN. Each SQN would tend to polarize hydrogen atoms which would then adhere to the SQN. With multiple adhering atoms, atoms could hop, meet and combine to form a hydrogen molecule which could be ejected in collisions, as is the case with dust catalysis of hydrogen molecule formation in today's galaxies. There would likely be a preferred value of Z_N at which hopping, meeting, mating and molecule ejection would occur. That value of Z_N would fix the CBR temperature and hence the red shift z at which the first stars were born. A possibly relevant study of molecular hydrogen production and of a model for the process is the work of [?] on olivine and amorphous carbon surfaces. Early work on molecular hydrogen formation was done by Saltpeter and collaborators [37].

We do not know which, if any, of these effects of non-zero, and sometimes large, Z_N will be amenable to

observation if SQNs exist. However, the implications of SQM existence would be sufficiently extensive that the game seems well worth the candle.

Acknowledgments

VLT very much appreciates a number of very helpful conversations with Demos Kazanas as well as one with Floyd Stecker on reference [21] and one with M. Alford of effects of Cooper pairing. Dr. Alford kindly provided

a number of very helpful comments on the first version of this paper. DCR and VLT have benefited greatly from observational astronomy conversations with Harry Teplitz, and are also grateful to Jonathan Gardner for calling SN-2006GY to our attention. DAD was supported in part by the U.S. Department of Energy under Grant No. DE-FG03-93ER40757. WWR was supported in part by the National Science Foundation under Grant PHY-0555544.

-
- [1] E. Witten, Phys. Rev. D **30**, 279 (1984).
 - [2] A. de Rujula, and S. Glashow, Nature (London) **312**, 734 (1984).
 - [3] Paper in preparation.
 - [4] A. R. Bodmer, Phys. Rev. D **4**, 1001 (1971).
 - [5] E. Farhi and R. Jaffe, Phys. Rev. D **30**, 2379 (1984).
 - [6] A. Chodos *et al.*, Phys. Rev. D **9**, 3471 (1974).
 - [7] M. Alford, K. Rajagopal, and F. Wilczek, Phys. Lett. **422B**, 247 (1998).
 - [8] M. G. Alford, A. Schmitt, K. Rajagopal, and T. Schafer, *Color superconductivity in dense quark matter* arXiv:0709.4635 [hep-ph] (2007).
 - [9] J. Madsen, Phys. Rev. Lett. **87**, 172003 (2001).
 - [10] D. Boyanovsky, H. J. de Vega, Ann. Rev. Nucl. Part. Sci. **56**, 441 (2006); arXiv:hep-ph/0602002 v2 27 Jul. 2006.
 - [11] E. Finch, "Strangelets: Who is looking, and how?" at *SQM2006: Conference on Strangeness in Quark Matter, Los Angeles*, J.Phys. G32:S251-S258,2006. e-Print: nucl-ex/0605010.
 - [12] J. Sandweiss, J. Phys. G **30**, 51(S) (2004).
 - [13] P. Guinnessy, Physics Today **60 no. 5**, 30 (2007).
 - [14] C. Spiering, *Proceedings of ICRC2001* 1242, (2001).
 - [15] P. B. Price, Phys. Rev. D **38**, 3813 (1988).
 - [16] J. J. Drake *et al.*, ApJ. **572**, 1996 (2002); P. G. Slane *et al.*, ApJ. **L45**, 571 (2002).
 - [17] F. M. Walter and J. Lattimer, ApJ. **576**, L145 (2002).
 - [18] W. B. Banerdt, T. Chui, E. T. Herrin, D. C. Rosenbaum, and V. L. Teplitz, in *IDM 2004: 5th International Workshop on the Identification of Dark Matter, Edinburgh*, edited by V. Kudryavtsev (World Scientific, New Jersey, 2005) p. 581.
 - [19] E. T. Herrin, D. C. Rosenbaum, and V. L. Teplitz, Phys. Rev. D **73**, 043511 (2006).
 - [20] R. C. Henry, ApJ. **516**, L49 (1999).
 - [21] F. W. Stecker and M. H. Salamon in *Gamma 2001*, edited by S. Ritz, N. Gehrels and C. Schrader (AIP, New York 2001) p.432.
 - [22] C. Alcock, E. Fahri, and A. Olinto, ApJ. **310**, 261 (1986).
 - [23] L. I. Schiff, *Quantum Mechanics*, McGraw-Hill (New York, 1955).
 - [24] V. V. Usov, Phys. Rev. Lett. **80**, 230 (1998) and **81**, 4775 (1998).
 - [25] See, e.g., T. Harko and K.S. Cheng, ApJ. **643**, 318 (2006); S. P. Kim, hep-ph 0801.3300 and references therein.
 - [26] J. Schwinger, Phys. Rev. **82**, 664 (1951).
 - [27] F. Weber *et al.*, arXiv:astro-ph/0705.2708.
 - [28] P. Jaikumar, D. Reddy, and A. W. Steiner, Phys. Rev. Lett **96**, 041101 (2006).
 - [29] A. L. Watts and S. Reddy, MNRAS L, **63**, 379 (2007).
 - [30] R. Schwitters, private communication.
 - [31] H. Yuksel, astro-ph/0609139.
 - [32] W. Fowler and F. Hoyle ApJ. **9**, 201 (1964).
 - [33] R. M. Quimby *et al.*, arXiv:0709.0302 [hep-ph](2007).
 - [34] E. Ofek *et al.*, ApJL, **659**, 13 (2007) and N. Smith *et al.*, astro-ph/0612617.
 - [35] D. Leahy and R. Ouyed, astro-ph 0708.1787 (2008).
 - [36] N. Katz *et al.*, arXiv:astro-ph/9906071.
 - [37] D. Hollenbach and E. Saltpeter, J. Chem. Phys. **53**, 79 (1970); ApJ. **163**, 155 (1971); and R. Gould and E. Saltpeter ApJ. **138**, 393 (1963).