

Memory effect on prisoner's dilemma game in a square lattice

Shao-Meng Qin,¹ Yong Chen,^{1,2,*} Xiao-Ying Zhao,¹ and Jian Shi¹

¹*Institute of Theoretical Physics, Lanzhou University, Lanzhou 730000, China*

²*Key Laboratory for Magnetism and Magnetic materials of the Ministry of Education, Lanzhou University, Lanzhou 730000, China*

(Dated: February 19, 2019)

In this paper, we studied the memory effect on the evolutionary prisoner's dilemma games in lattice networks. Based on extensive simulations, it was found that the density of cooperators will be enhanced by increasing memory effect at the most of parameter region. However, we also observed that density of cooperators decreases with increase of memory effect in the case of large memory and moderate temptation. It is interesting that memory effect can provide the protection for cooperators from the temptation. The strength of protection reaches its max value only for the moderate memory effect.

PACS numbers: 02.50.Le, 05.50.+q, 64.60.Ht, 87.23.Ge

I. INTRODUCTION

In the past decades, the evolutionary prisoner's dilemma game (PDG) has attracted lots of attentions [1]. By building all kinds of model and varying the model parameters, game theory provides a powerful metaphor for simulating the interactions of individuals in biology, economy, ecology, and other domains.

Such systems have been considered as an important tool to study the emergence of cooperative behavior between selfish individuals [2, 3, 4]. The maintenance of cooperator is determined by many factors. The Axelrod's model proved that the "tit for tat" strategy could sustain cooperation in systems of all players to play game together. The simulation performed by György Szabó gave evidence that the noise or irrational chose can affect the maintenance of cooperative behavior [5]. Since Axelrod applied PDG on a lattice network, spatial prisoner's dilemma game (SPDG) with various networks and different prisoner's dilemma game models have been extensively explored in the past few years [1]. It concludes that the spatial structure of PDG is an key important factor of the existence of the stable cooperator in the real society.

In the general SPDG, the agents in the game play PDG with their network neighborhoods and get payoffs by a payoff matrix. The total payoff of each agent is the sum of the outcomes of all games in this step. And then, agents may mimic their neighbor's strategy by comparing their payoffs in this step with the neighbors'. So the changing probability of strategy is determined by its performance on each step. In other words, in these models, we assume that the agents are shortsighted and forgetful.

Obviously, this assumption is not reasonable. In fact, when people make an important decision, they will consider the currant situation and their experiences. There-

TABLE I: The payoff matrix of prisoners' dilemma game.

player1\player2	C	D
C	$R \setminus R$	$S \setminus T$
D	$T \setminus S$	$P \setminus P$

fore, for SPDGs in networks, we should take into account the memory effect. The game history is important in an evolutionary game [6]. The purpose of this paper is to show that the density of cooperators can be enhanced with incorporating the memory effect. We observed the maximum value of critical point from a homogeneous cooperator to a mixed state of cooperator and defector.

In this paper, we considered an evolutionary SPDG with memory effect on lattice network, in which players update their strategy by considering history payoffs. Rules of the game are explained in section II. In Sec. III, our simulations showed that the evolution of SPDG is depend on magnitudes of memory effect and payoff-matrix elements. Conclusion is given in the last section.

II. MODEL

In the traditional PDG, there are two players in the game. Each player can chose one of the two strategies *cooperator* (C) or *defector* (D). There are four combinations for two players: (C, C) , (C, D) , (D, C) , and (D, D) , which corresponded to payoffs (R, R) , (S, T) , (T, S) , and (P, P) . The rewards or punishments for each player can also be tabulated as a 2×2 payoff matrices (see Table I).

Four elements in the payoff matrix satisfy the order ranking $T > R > P > S$ and the additional constraint $T + S < 2R$ in repeated interaction. So the mutual C leads to the highest return in the community. But the Nash equilibrium state is the mutual D because strategy D is a better choices regardless of the others strategy. In our model, we set the parameters in the matrix as $R = 1$,

*Author to whom correspondence should be addressed. Email: ychen@lzu.edu.cn

$T = b$, $S = 0$, and $P = 0$. Then we have only one tunable parameter b .

Our study is based on systematic Monte Carlo (MC) simulations. When we applied PDG on network, the players are located on the nodes. In every MC step, all pairs of connected players play the PDG simultaneously. The sum payoff of each player is the sum over all games. The evolutionary process is governed by strategy imitation. Player i adopts one of the (randomly chosen) neighboring strategy (at site j) with a probability depending on the payoff difference,

$$W = \frac{1}{1 + \exp[(E_m(i) - E_m(j))/\kappa]}, \quad (1)$$

where κ indicates noise to make the players allowing irrational choices [8?]. We found that κ does not have obvious effect in our model with the realistic limit. In this work, we use $\kappa = 0.1$ for all simulations. $E_m(i)$ and $E_m(j)$ are the total payoffs which contains the sum payoffs at this MC step U and the accumulative history payoff. For each node i , it has two memories $M_c(i, t)$ and $M_d(i, t)$ at step t . When node i takes the strategy C and the sum payoff at this MC step is U , one has

$$\begin{aligned} E_m(i) &= U + M_c(i, t) \\ M_c(i, t+1) &= (M_c(i, t) + U) * \tau \\ M_d(t+1) &= M_d(t) * \tau, \end{aligned} \quad (2)$$

for this time step. When the node i takes strategy D , one has

$$\begin{aligned} E_m(i) &= U + M_d(i, t) \\ M_c(i, t+1) &= M_c(i, t) * \tau \\ M_d(i, t+1) &= (U + M_d(i, t)) * \tau. \end{aligned} \quad (3)$$

Here τ is the memory factor and $0 \leq \tau < 1$. Clearly, $M_c(i, t)$ and $M_d(i, t)$ represent the history payoffs of C and D respectively. The memory effects for each MC step will decline with time. In other words, $M_c(i, t)$ and $M_d(i, t)$ will forget the payoff at very long time ago. $\tau = 0$ means there is no memory effect at all and when τ close to 1, there exists an almost perfect memory effect in the model.

III. SIMULATION RESULTS

Our simulations are carried out by varying b and τ in 2-dimension lattice network (only first neighborhood) with periodic boundary conditions. The total size of the networks is 200×200 . The agents chose one of the two strategies randomly at the initial state. The transient time are varied from 20,000 to 80,000 MC steps. After the transient state, the amplitudes of population fluctuations are considerably smaller than the corresponding average value. In order to decrease the error which is

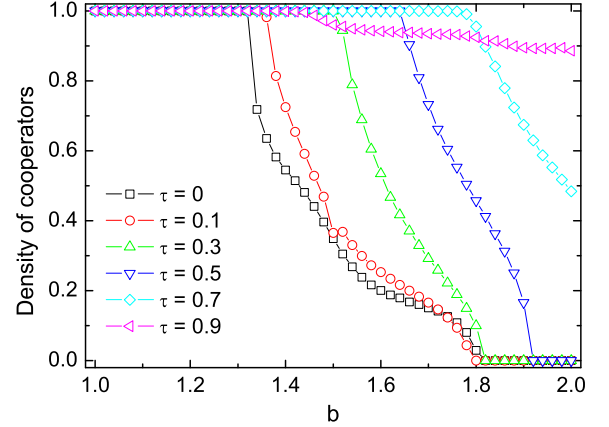


FIG. 1: (Color online) Density of cooperators f_c as a function of the payoff parameter b with various memory factors τ .

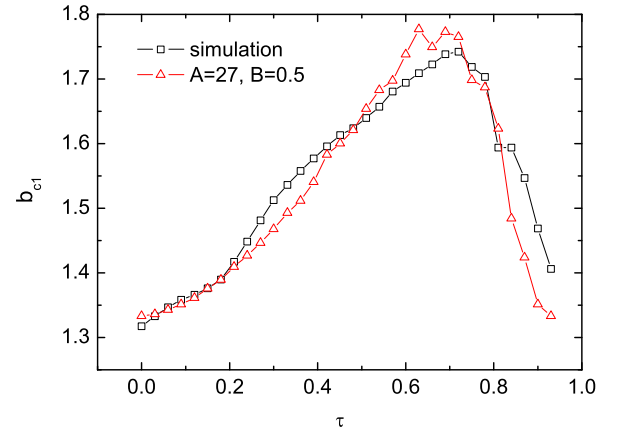


FIG. 2: (Color online) b_{c1} as a function of memory factor τ on the square lattice. Squares (black) come from MC simulations and up-triangles (red) come from Eq. (5).

brought by initial state, all plots of the figures in this article are the average of 20 trials.

Fig. 1 shows the C density f_c on the square lattice as a function of b for several values of τ . As can be noticed there are two thresholds of the temptation b . It displays that for $b < b_{c1}$ the D is unable to survive, and C density decreases monotonously with increase of b for $b > b_{c1}$. In the time-dependent snapshot, we observe that C and D form *gangs* [7]. For $b > b_{c2}$, C strategies die out. The critical points b_{c1} and b_{c2} are determined by the memory factor τ . b_{c2} increases with τ monotonously. However, b_{c1} reaches its maximum value near $\tau = 0.72$, and then

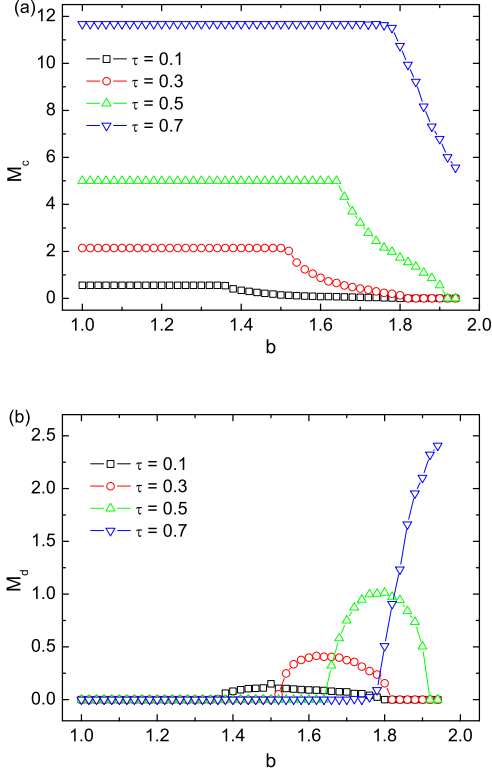


FIG. 3: (Color online) The average payoffs for C strategy and D strategy as a function of the payoff parameter b for several values of the memory factor τ .

b_{c1} tends to $4/3$ when τ goes to 0 or 1 (see black squares in Fig. 2). In most cases, memory effect could enhance the C density. However, C density decreases with increase of τ only for $\tau > 0.72$ and $1.75 < b < 1.8$. It should be noted that for $\tau = 0$ our simulations are consistent with Fig. 1 in Ref. [7].

Comparing with the case of $\tau = 0$, it is conjectured that the enhancement of the density of cooperators is caused by M_c and M_d . From the above-mentioned definitions, the M_c and M_d of one node are determined by two factors: One is the payoff income U of every MC step and the other is whether this node can hold on one strategy or not. M_c and M_d are aggravated if this node persists in C or D respectively. Fig. 3 plots the average M_c and M_d of all nodes as a function of b . We found that M_c is always larger than M_d . It is the reason that memory effect can enhance the C density f_c in most time in this model. For $b < b_{c1}$, there is only C in the networks and every node can get payoffs 5 in every MC step. So M_c is the maximal value $5 * \tau / (1 - \tau)$. And then, with increase of b , the emergence of D breaks down the continuous cumulation of M_c and reduces the income of C 's

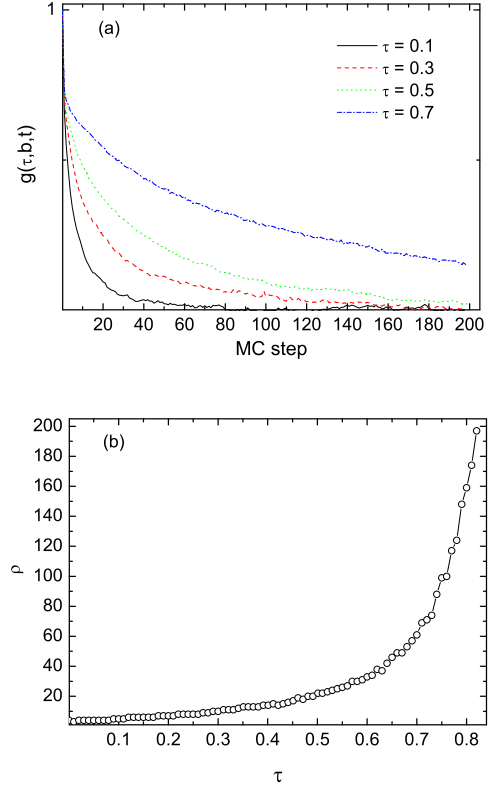


FIG. 4: (color online) (a) Time autocorrelation function of strategy for several values of τ . (b) The characteristic time $\rho(\tau)$ as a function of τ .

payoff for every MC step. As a result, M_c decreases gradually with b until C dies out and $M_c = 0$. Different from M_c , M_d has a peak in the C - D coexistent states. When b are outside the domain of this mixed region, M_d is equal to 0 again. D only earn payoff by playing game with C . So M_d only gains payoff in the C - D coexistent region or $b_{c1} < b < b_{c2}$. When b is little larger than b_{c1} and $1 - f_c \ll 1$, D forms a small isolated "gang" randomly walking in the network for a typical stationary state. A D gang is surrounded by cooperators with the highest payoff in every MC step. But the D density is rare and the randomly walking breaks the continual cumulating of M_d . Then M_d is small. When D is dominance, the randomly walking of C "gangs" cannot break down the cumulating of M_d but the average payoff of D in each MC step decreases. Thus the maximal M_d appears in the compromise between average payoff in each MC step and continual cumulating.

To obtain a deeper insight into the evolution of such systems, we investigated the mobility of spatial patterns for different τ . Because the persistent unchanged strategy in one site leads to the cumulation of payoff, the

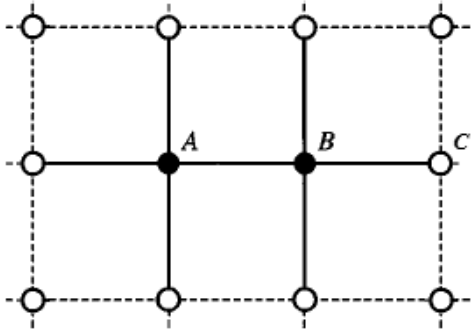


FIG. 5: The illustration of D - D pair (node A and B) and neighbor C (node C). Black circle and white circle denote D and C , respectively. D - D pair means both nodes connected in networks with strategy D .

number of MC steps holding on one strategy which we call it holding time (t_h) in this paper. is important for the temporal evolution of our model. We introduce the time autocorrelation function of strategy,

$$g(\tau, b, t) = \langle s_i(0)s_i(t) \rangle, \quad (4)$$

where $s_i(t)$ is the strategy of player i at MC step t . When player i chose C , $s_i(t) = 1$. Contrarily, $s_i(t) = -1$ for D . $\langle \rangle$ denotes an average over all nodes in networks. Clearly, this definition describes whether the node's recent strategy correlates with its strategy t MC steps later or not.

Considering $g(\tau, b, t)$ can be affected by density of C , in order to make sure $g(\tau, b, t)$ ranging from 0 to 1, we choose b to make $f_c = 0.5$. Fig. 4(a) displays the attenuation of $g(\tau, t)_{f_c=0.5}$ with time. It was found that $g(\tau, t)_{f_c=0.5}$ fits into with the form $g(\tau, t)_{f_c=0.5} = \exp(-t/\rho(\tau))$. One can regard ρ as the characteristic residence time of the unaltered strategy. Fig. 4(b) shows ρ as the function of the parameter τ . We observed that ρ increases with τ quickly.

Now we focus on the behavior of b_{c1} . When $b > b_{c1}$, C cannot resist temptation b and D appears. Therefore, b_{c1} can be regarded as the activity of model to protect C . As discussed in [7], when b is little larger than b_{c1} and $1 - f_c \ll 1$, the behaviors of gangs of D are considered as the branching and annihilating random walkers [9, 10]. The gangs of D undergo four basic processes: random walk; an annihilation reaction (two gangs of D gangs can unite); death (one gang of D will die due to the irrational choice); branching process (one gang of D can divided into two parts). In this model, the annihilation process is rare. The death and branching processes are major activities. Therefore, gangs of D become stable if the branching rate is larger than 0. We found that in the branching process of D the single D will have an offspring and form pair D s (as shown in Fig. 5). The pair D play an important role in the branching process of gang of D . The total payoff E_m of each player in pair D s (node

A and B in Fig. 5) must larger than their neighbor C 's (node C in fig. 5). Otherwise, these gangs of D will die sooner or later. For example, in the case of $\tau = 0$, the total payoff of each player in pair D s is $3b$ and the total payoff of their neighbor C is 4. Then, the threshold for stable D is $b_{c1} = 4/(3b) = 4/3$.

The behavior of stable D is subtle for $\tau > 0$. As we have discussed above the τ increase the t_h and t_h will determine the players' memories and total payoffs. So we can use t_h to derive b_{c1} approximately. When pair D s' t_h is N and we neglect the remnants M_d cumulated many MC steps ago. We assume that neighbor C can keep C forever, because of the dominance of C at $b = b_{c1}$. Then we can get

$$b_{c1} = \frac{4}{3(1 - \tau^{N+1})}. \quad (5)$$

However, the characteristic residence time does not equal to the t_h and the characteristic residence time is computed at $f_c = 0.5$. Characteristic residence time should be in direct ratio to the t_h , and $t_h = \rho/A + B$. We found that if we chose $A = 27$ and $B = 0.63$, b_{c1} can be fitted best. The up triangle in Fig. 2 is the result by this approximation.

IV. CONCLUSION

In this paper, we studied the effect of memory to protect C from D for an evolutionary prisoner's dilemma game in lattice networks. The most obvious effect of memory is that the increase of the C in the most of cases. We also found that the mobility of spacial pattern is decreased by the memory effect. By computing the autocorrelation function we use the characteristic residence time to measure this mobility. The decreasing mobility induce the critical coexistence point b_{c1} has a max value at $\tau = 0.72$. As the discussion in this paper, we know that this effect plays an important role in evolutionary PD games. The memory effect on cooperative behavior may draw some attention in the study of evolutionary games.

We have also apply this model in the Newman-Watts small-world (NWSW) networks [11]. NWSW network is a small world in two dimension small-world network. We found that long range links do not have obvious affect in our model if it is within realistic limit.

Acknowledgments

X.Y.Z. and J.S. acknowledge financial support of the National Talent Training Fund in Basic Research. Y.C. was supported by the National Natural Science Foundation of China under Grant No. 10305005 and by the Fundamental Research Fund for Physics and Mathematic of Lanzhou University.

-
- [1] R. Axelrod, *The Evolution of Cooperation* (Basic Books, New York, 1984).
 - [2] A. M. Colman, *Game Theory and its Applications in the Social and Biological Sciences* (Butterworth-Heinemann, Oxford, 1995).
 - [3] J. M. Smith, *Evolution and the Theory of Games* (Cambridge University Press, Cambridge, 1982).
 - [4] J. W. Weibull, *Evolutionary Game Theory* (MIT Press, Cambridge, MA, 1995).
 - [5] G. Szabó, J. Vukov, and A. Szolnoki, Phys. Rev. E **72**, 047107(2005).
 - [6] W.-X. Wang, J. Ren, G. R. Chen, and B.-H. Wang, Phys. Rev. E. **74**, 056113(2006).
 - [7] G. Szabó and C. Töke, Phys. Rev. E **58**, 69(1998).
 - [8] G. Szabó and C. Hauert, Phys. Rev. E **66**, 062903(2002).
 - [9] T. M. Liggett, *Interacting Particle Systems* (Springer, New York, 1985).
 - [10] J. L. Cardy and U. C. Täuber, Phys. Rev. Lett. **77**, 4780(1996).
 - [11] M. E. J. Newman and D. J. Watts, Phys. Rev. E **60**, 7332(1999).