

Generalized CMB initial conditions with pre-equality magnetic fields

Massimo Giovannini^{a,c} and Kerstin E. Kunze^{b,c}

^a*Centro “Enrico Fermi”, Compendio del Viminale, Via Panisperna 89/A, 00184 Rome, Italy*

^b*Departamento de Física Fundamental,
Universidad de Salamanca, Plaza de la Merced s/n, E-37008 Salamanca, Spain*

^c*Department of Physics, Theory Division, CERN, 1211 Geneva 23, Switzerland*

Abstract

The most general initial conditions of CMB anisotropies, compatible with the presence of pre-equality magnetic fields, are derived. When the plasma is composed by photons, baryons, electrons, CDM particles and neutrinos, the initial data of the truncated Einstein-Boltzmann hierarchy contemplate one magnetized adiabatic mode and four (magnetized) non-adiabatic modes. After obtaining the analytical form of the various solutions, the Einstein-Boltzmann hierarchy is numerically integrated for the corresponding sets of initial data. The TT, TE and EE angular power spectra are illustrated and discussed for the magnetized generalization of the CDM-radiation mode, of the baryon-radiation mode and of the non-adiabatic mode of the neutrino sector. Mixtures of initial conditions are examined by requiring that the magnetized adiabatic mode dominates over the remaining non-adiabatic contributions. In the latter case, possible degeneracies between complementary sets of initial data might be avoided through the combined analysis of the TT, TE and EE angular power spectra at high multipoles (i.e. $\ell > 1000$).

1 Pre-equality CMB initial conditions

What are the initial conditions of CMB anisotropies? In the pivotal Λ CDM paradigm, the initial conditions are taken to be adiabatic [1, 2, 3, 4, 5]. In this case the fluctuations of the total pressure are proportional, prior to matter-radiation equality, to the fluctuations of the (total) energy density. Already in the absence of large-scale magnetic fields, the initial data of CMB anisotropies are not exhausted by adiabatic solution. In the non-adiabatic case the fluctuations of the total pressure arise because of the compositeness of the pre-equality plasma.

Standard Boltzmann solvers include the possibility of having one (or more) non-adiabatic initial conditions. The generalized initial conditions of the Einstein-Boltzmann hierarchy¹ are hereby derived when large-scale magnetic fields are consistently included in the pre-equality plasma. The obtained results complement and extend former analyses only centered around the magnetized adiabatic mode.

A stochastic background of large-scale magnetic field can be naturally incorporated in the physics of the adiabatic initial conditions. The TT angular power spectra² have been analytically estimated, within the tight-coupling approximation, in [6, 7, 8]. The results of [7, 8] can be used for simplified estimates of the TT angular power spectra, and, partially [6], of the TE and EE correlations. A full numerical approach is however required to confront the present [4, 5] and forthcoming [9] experimental data. This problem was successfully addressed and solved in [10, 11]. Semi-analytical results (obtained via a different treatment of recombination and diffusive effects) agree with the full numerical calculation: the shape of the correlated distortions of the first three acoustic peaks is correctly captured by the analytical discussion even if the numerical approach is intrinsically more accurate especially at high multipoles. This occurrence strengthens the consistency of the numerical approach and allows interesting analytical cross-checks. In [10, 11] the only initial conditions examined were the ones associated with the magnetized adiabatic mode. This choice is prompted by the best fit of the WMAP data alone as well as, for instance, by the best fits of the WMAP data combined with the large-scale structure data [12, 13], with the supernova data [14, 15] and with all cosmological data sets. The strict adiabaticity of the initial conditions will be now relaxed and non-adiabatic modes will be scrutinized in the presence of stochastic magnetic fields. This program is technically mandatory and physically relevant.

If the initial data of the Einstein-Boltzmann hierarchy are solely non-adiabatic, the measured TE correlations cannot be reproduced [3]. This result is already apparent from the first 200 multipoles of the TE power spectra where, generically, non-adiabatic modes lead to a positive correlation while a predominant adiabatic mode would imply, instead, a negative cross-correlation. The position of the anticorrelation peak can be related, in the adiabatic case, to the position of the first Doppler peak of the TT power spectra (i.e. $\ell_{\text{Dop}} \simeq 220$). The position of the first anticorrelation peak of the TE angular power spectrum can be estimated as $\ell_{\text{anti}} \simeq 3\ell_{\text{Dop}}/4 \simeq 150$ to first-order in the well known tight-coupling expansion [16] (see also [17, 18, 19]). The experimental evidence does not exclude that a predominant adiabatic mode could be present in combination with sub-dominant non-adiabatic contributions so that the overall fit to the data may even improve [20, 21].

¹By Einstein-Boltzmann hierarchy we mean the set of kinetic equations written in curved space and supplemented by the contribution of the gravitational inhomogeneities obeying the perturbed Einstein equations.

²Following a consolidated terminology, the angular power spectra of the temperature autocorrelations will be denoted, with stenographic notation, by TT. In analog terms EE and TE denote, respectively, the angular power spectra of the polarization autocorrelations and of the temperature-polarization cross-correlations.

If the magnetic fields are present prior to matter-radiation equality (and, a fortiori, prior to photon decoupling) the physical situation changes when compared with the conventional non-adiabatic initial conditions. Plausible questions then arise:

- can magnetic field be physically compatible with the various non-adiabatic initial conditions?
- in the latter cases, what are the initial conditions to be imposed to the Einstein Boltzmann hierarchy?
- how do the magnetized non-adiabatic mode affect the TT, EE and TE angular power spectra?
- is it possible to compensate the distortions induced by the magnetized adiabatic mode with an appropriate non-adiabatic contribution where the magnetic field is also consistently included?

In the aforementioned list of items, the first pair of questions implies a thorough analytical discussion of the initial conditions of the Einstein-Boltzmann hierarchy. The remaining two points necessarily demand a full numerical integration which will be performed with the code devised in [10, 11] and hereby extended to handle initial data which are, simultaneously, magnetized and non-adiabatic. The code employed for the numerical integration is based, originally, on CMBFAST ³ [22, 23] (which is, in turn, deeply rooted on COSMICS [24, 25]).

To commence, non-adiabatic initial conditions of the Einstein-Boltzmann hierarchy will be quantitatively introduced. Prior to equality, the plasma consists of a baryon-lepton component, tightly coupled via Coulomb scattering, and supplemented by photons, neutrinos and cold dark matter particles (CDM in what follows). The fluctuations of the total pressure p_t (denoted as $\delta_s p_t$) can be written, in general terms, as the sum of two physically different contributions, namely,

$$\delta_s p_t = c_{st}^2 \delta_s \rho_t + \delta_s p_{nad}, \quad c_{st}^2 = \frac{p'_t}{\rho'_t}, \quad (1.1)$$

where $\delta_s \rho_t$ is the fluctuation of the energy density and c_{st}^2 is the total sound speed across the radiation-matter transition⁴. At the right hand side of Eq. (1.1), the first term (i.e. $c_{st}^2 \delta_s \rho_t$) parametrizes the adiabatic contribution. The second term at the right hand side of Eq. (1.1), (i.e. $\delta_s p_{nad}$), accounts for the non-adiabatic pressure fluctuations which can be also written as⁵

$$\delta_s p_{nad} = \sum_{ij} \frac{\partial p_t}{\partial \varsigma_{ij}} \delta \varsigma_{ij} = \frac{1}{6\mathcal{H}\rho'_t} \sum_{ij} \rho'_i \rho'_j (c_{si}^2 - c_{sj}^2) \mathcal{S}_{ij}, \quad \mathcal{S}_{ij} = \frac{\delta \varsigma_{ij}}{\varsigma_{ij}}, \quad (1.2)$$

where the indices i and j are not tensor indices but denote two generic species of the pre-equality plasma. Furthermore, in Eq. (1.2), c_{si}^2 and c_{sj}^2 are the sound speeds of two (generic) species of the plasma; $\delta \varsigma_{ij}$ is the fluctuation of the specific entropy computed for a given pair of species and \mathcal{S}_{ij} , as indicated, is the relative fluctuation of ς_{ij} . By definition, $\mathcal{S}_{ij} = -\mathcal{S}_{ji}$: a factor 2 (included in the

³In CMBFAST only the CDM-radiation and baryon-radiation modes are included. In our code all entropic modes are implemented in combination with a stochastic magnetic field affecting both the initial conditions and the evolution equations.

⁴The background geometry is characterized by a conformally flat line element $ds^2 = a^2(\tau)[d\tau^2 - d\vec{x}^2]$. The scale factor $a(\tau)$ will be often referred to its value at matter-radiation equality, i.e. $a = a/a_{eq}$. Throughout the paper the prime denotes a derivative with respect to the conformal time coordinate τ while the overdot indicates a derivative with respect to the cosmic time coordinate t . The conformal time coordinate τ is related to the cosmic time as $a(\tau)d\tau = dt$.

⁵In the present notations $\mathcal{H} = a'/a = \alpha'/\alpha = aH$ where, by definition, $H = \dot{a}/a$ is the Hubble rate in cosmic time.

denominator at the right hand side of Eq. (1.2)) avoids double counting of entropy modes when the sum extends over all the species present in the plasma.

Neglecting for a moment neutrinos as well as baryons and electrons, we can imagine a plasma dominated by photons but with a subleading contribution of CDM particles (characterized by a concentration \bar{n}). In this toy example the specific entropy $\varsigma \simeq T_\gamma^3/\bar{n}$ will then imply $\mathcal{S} = 3\delta_\gamma/4 - \delta_c$ (where δ_γ and δ_c are, respectively, the radiation and the CDM density contrasts). For the latter estimate, it is useful to stress that $\rho_\gamma \propto T_\gamma^4$ while $\rho_c \propto \bar{n}$. This sort of heuristic arguments can be phrased in fully gauge-invariant terms with the result that⁶

$$\mathcal{S}_{ij} = \frac{\delta\varsigma_{ij}}{\varsigma_{ij}} = -3(\zeta_i - \zeta_j), \quad \zeta_i = \xi + \frac{\delta_i}{3(w_i + 1)}, \quad (1.3)$$

where w_i is the barotropic index of a generic species. The entropy fluctuations of Eq. (1.3) are expressed in terms of the ζ_i and ζ_j which are, themselves, gauge-invariant and which become, in the uniform curvature gauge, the density contrasts of the single species⁷ [26] (see also [27, 28]). The gauge-invariant definition of entropy fluctuations goes back to the seminal contributions of [26] and it is commonly employed in the generalized discussion of the evolution equations of curvature and entropy fluctuations (see also [29, 30] and references therein). The quantity ζ_i of Eq. (1.3) is expressed in the synchronous gauge which will be consistently used in the analytical calculations and in the numerical implementation of the code. In Appendix A the truncated Einstein-Boltzmann hierarchy is summarized in the language of the synchronous gauge. At early times (and in the tight-coupling limit) the truncated Einstein-Boltzmann hierarchy will be used to deduce the magnetized initial conditions for the various modes. In the pre-equality plasma we have four different species and, consequently, we will have that:

$$\zeta_\gamma = \xi + \frac{\delta_\gamma}{4}, \quad \zeta_\nu = \xi + \frac{\delta_\nu}{4}, \quad \zeta_c = \xi + \frac{\delta_c}{3}, \quad \zeta_b = \xi + \frac{\delta_b}{3}, \quad (1.4)$$

where δ_γ , δ_ν , δ_b and δ_c are the density contrasts of the corresponding component evaluated in the synchronous coordinate system. The electrons are tightly coupled to baryons through Coulomb scattering and can be treated, for the purpose of the initial conditions, as a single species with approximate common temperature [11]. The initial conditions of the Boltzmann hierarchy are set after neutrino decoupling (i.e. well before matter-radiation equality). At this epoch, Eqs. (1.2), (1.3) and (1.4) imply that \mathcal{S}_{cr} is:

$$\mathcal{S}_{c\gamma} = -3(\zeta_c - \zeta_\gamma) = \frac{3}{4}\delta_\gamma - \delta_c, \quad \mathcal{S}_{c\nu} = -3(\zeta_c - \zeta_\nu) = \frac{3}{4}\delta_\nu - \delta_c. \quad (1.5)$$

Equation (1.5) defines the CDM-radiation mode. The baryon-radiation mode causes, instead, a mismatch between the density contrast of the baryon-lepton fluid and the density contrasts of the (two) relativistic species at the corresponding epoch:

$$\mathcal{S}_{b\gamma} = -3(\zeta_b - \zeta_\gamma) = \frac{3}{4}\delta_\gamma - \delta_b, \quad \mathcal{S}_{b\nu} = -3(\zeta_b - \zeta_\nu) = \frac{3}{4}\delta_\nu - \delta_b. \quad (1.6)$$

In the Λ CDM choice of cosmological parameters⁸ $\omega_{b0} \ll \omega_{M0}$ the baryon-radiation contribution is suppressed as ω_{b0}/ω_{c0} . After neutrino decoupling the neutrino fraction $R_\nu = \rho_\nu/\rho_R$ is smaller than

⁶The variables ζ_i and ζ_j are directly expressed in the synchronous coordinate system (see, for instance, Eq. (A.1) of Appendix A).

⁷In equally correct terms we could also argue that ζ_i measures the curvature perturbations on the hypersurfaces where the energy density of a given species is uniform. Indeed, in the synchronous gauge ζ is proportional to ξ which is related to \mathcal{R} (see the following section) which is the curvature perturbation on comoving orthogonal hypersurfaces [26].

⁸We shall denote, in accordance with the established conventions, $\omega_{X0} = h_0^2\Omega_{X0}$ where h_0 is the indetermination on the Hubble rate and Ω_{X0} is the critical fraction of a given species.

the photon fraction $R_\gamma = \rho_\gamma/\rho_R = 1 - R_\nu$:

$$R_\nu = \frac{r}{1+r}, \quad r = \frac{7}{8}N_\nu\left(\frac{4}{11}\right)^{4/3} \equiv 0.681\left(\frac{N_\nu}{3}\right). \quad (1.7)$$

The third entropic fluctuation resides then in the neutrino-photon sector, i.e.

$$\mathcal{S}_{\nu\gamma} = -3(\zeta_\nu - \zeta_\gamma) = \frac{3}{4}(\delta_\gamma - \delta_\nu). \quad (1.8)$$

A further solution of the truncated Einstein-Boltzmann hierarchy consists in initializing the lowest multipoles by assuming that the neutrino and baryon-photon dipoles are non-vanishing but still satisfy the momentum constraint of Eq. (A.3). This solution is generically known as the neutrino-velocity mode. Finally, in the terminology of Eqs. (1.6) and (1.8) the adiabatic mode arises when all \mathcal{S}_{ij} vanishes identically, which implies, in the pre-equality plasma, that $\zeta_\gamma = \zeta_\nu = \zeta_b = \zeta_c$.

As pointed out in the past [26] (see also [31]) the most general initial data of the Boltzmann hierarchy can be summarized, in the absence of a magnetized contribution, by a 5×5 matrix [32, 33] where the dominant amplitude might be the one associated with the adiabatic mode. This approach stimulated, in recent years, various attempts of including non-adiabatic contributions on the CMB initial data [20, 21] (see also [34, 35, 36]).

The Boltzmann hierarchy can be initialized by a mixture of modes: one of the modes can be adiabatic and others non-adiabatic. Predominantly adiabatic initial conditions are the ones where the adiabatic amplitude is larger than the various non-adiabatic amplitudes. The strategy defined in the two previous sentences summarizes the bottom-up approach to initial conditions. Combinations of one (dominant) adiabatic mode and of other (subleading) modes are not excluded but sometimes even help in improving the overall fit to the cosmological observables [36]. If, on top of the adiabatic solution, there are two or three non-adiabatic modes then it is hard, with the present data, to infer stringent constraints on the non-adiabatic components.

Why is it important to include consistently magnetic fields when setting initial conditions for the adiabatic and non-adiabatic modes? The answer on the nature of large-scale magnetization in the present Universe is still under active discussion [37, 38, 39]. The scrutiny of CMB initial conditions is a powerful window on the possible existence of large-scale magnetic fields in the pre-equality stage. If the origin of the large-scale magnetic fields is primordial (as opposed to astrophysical) it is plausible to expect the presence of magnetic fields in the primeval plasma also before the decoupling of radiation from matter. CMB anisotropies are germane to several aspect of large-scale magnetization (see, for instance, [40, 41] for two topical reviews on the subject). In the recent past valuable discussions of the role of pre-equality magnetic fields have been conducted in different frameworks. For instance fully covariant approaches have been used to characterize the interplay between large-scale magnetic fields and curvature perturbations in their relativistic regime [42, 43] (see also [39]). In other studies the vector and the tensor modes induced by large-scale magnetic fields have been more specifically addressed [44, 45]. The approach pursued in this paper, directly linked to the theoretical framework of [6, 7, 8], completes and extends earlier works insofar as previous studies did not address specifically the calculation of the standard CMB observables for different initial conditions of the Einstein-Boltzmann hierarchy. The present approach wants to fill this gap and bring the analysis of magnetized CMB anisotropies to the same standard of the conventional case where large-scale magnetic fields are not included. Of course, in the past, various interesting effects have been pointed out for specific magnetic field configurations. Elegant formalisms have been also explored. While this was not a useless exercise, the quality of the present observational data clearly demands new and more sound theoretical

calculations both at the analytical and numerical level. At the same time the improved theoretical and numerical tools should also delicately improve on the case where magnetic fields are absent: in the opposite case the comparison with the putative Λ CDM model (and its possible improvement) would be much more cumbersome.

The plan of the present paper is then be the following. In Section 2 the truncated Einstein-Boltzmann hierarchy is discussed in the presence of large-scale magnetic fields. In Section 3 the magnetized adiabatic mode is swiftly reviewed. Sections 4, 5 and 6 will be devoted, respectively, to the magnetized CDM-radiation mode, to the magnetized baryon-radiation mode and to the entropic mode of the neutrino sector. In Section 7 we will discuss the case of mixtures of initial data when the magnetized adiabatic mode dominates over the other (non-adiabatic) contributions. Concluding discussions are collected in Section 8. Without indulging in idle details, the relevant analytical tools have been summarized, within the synchronous gauge and within our set of conventions, in the Appendix A. This choice makes the present script reasonably self-contained.

2 Initial data of the Einstein-Boltzmann hierarchy

The Einstein-Boltzmann hierarchy, appropriately truncated to the lowest multipoles, is initialized by complying with various intermediate steps:

- the baryon-photon evolution equations have to be solved the tight-coupling approximation⁹;
- the neutrino hierarchy should be truncated to the quadrupole (or, depending upon the specific mode, to the octupole);
- after solving the evolution equations for the CDM evolution, the metric fluctuations can be computed (for instance in the synchronous gauge).

The momentum and Hamiltonian constraints (stemming, respectively, from the $(0i)$ and from the (00) components of the perturbed Einstein equations) have to be consistently enforced on the set of initial data. The Einstein-Boltzmann hierarchy must be initialized deep in the radiation-dominated stage of expansion and for typical wavelengths larger than the Hubble radius at the corresponding epoch. The two mentioned physical limits define, as we shall see in a moment, the relevant expansion parameters of the problem. The solution of the background Friedmann-Lemaître equations (i.e. Eq. (A.7)) across the radiation-matter transition (and for a spatially flat Universe) reads

$$\alpha = \frac{a}{a_{\text{eq}}} = x^2 + 2x, \quad x = \frac{\tau}{\tau_1}, \quad \tau_1 = \frac{2}{H_0} \sqrt{\frac{a_{\text{eq}}}{\Omega_{\text{M}0}}} \simeq 288 \left(\frac{\omega_{\text{M}0}}{0.134} \right)^{-1} \text{Mpc}, \quad (2.1)$$

where a_{eq} is the scale factor at the equality, i.e. the moment when non-relativistic matter and radiation contribute equally to the total energy density of the plasma. For $\alpha \ll 1$ (i.e. $a \ll a_{\text{eq}}$) the plasma is

⁹The tight-coupling expansion implies, to zeroth-order, that the photon-baryon velocity are equal (see [16] for the pioneering work on the semi-analytical description of scalar CMB anisotropies in the tight coupling limit). This approximation is used, at early times, also in the Boltzmann solvers to avoid numerical instabilities related to the stiffness of the problem.

dominated by radiation, and, according to Eq. (2.1), $\alpha \simeq 2x + \mathcal{O}(x^2) = 2(\tau/\tau_1)$. Furthermore, as it can be easily appreciated, $\alpha = \rho_M/\rho_R$. Slightly different conventions can be adopted ¹⁰.

Defining as τ_1 the initial integration time (which will be after neutrino decoupling but before matter-radiation equality) it will be required that $k\tau_1 < 1$ for all the modes involved in the calculations. The smallness of $k\tau_1$ measures the excess of the given wavelength with respect to the Hubble radius at the time τ_1 (typically selected well before τ_{eq}). Summarizing, the double expansion employed in setting initial conditions of the truncated Einstein-Boltzmann hierarchy can be formally written as

$$\alpha \ll 1, \quad \frac{k}{aH} = \frac{k}{\mathcal{H}} = \frac{\kappa \alpha}{2\sqrt{\alpha+1}} \simeq k\tau \ll 1, \quad \mathcal{H} = \frac{2}{\tau_1} \frac{\sqrt{\alpha+1}}{\alpha}. \quad (2.2)$$

where $\kappa = k\tau_1$ measures how large the wavelength was, in Hubble units, around equality (note, indeed, that $\tau_{\text{eq}} = (\sqrt{2}-1)\tau_1 \simeq \tau_1/2$). To derive the expression of the various adiabatic and non-adiabatic modes it is practical to use, as a guiding principle, the evolution of curvature perturbations in the limit $k/\mathcal{H} \simeq k\tau \rightarrow 0$. The obtained expression will be used (to leading order in the α -expansion) for solving the truncated Einstein-Boltzmann hierarchy to a given order in $k\tau$. The two mentioned steps can be iterated at wish to obtain the initial conditions with the wanted accuracy either in $k\tau$ or in α .

Before plunging into the discussion it is appropriate to recall [7, 11] that large-scale magnetic fields affect directly the Einstein equations since they contribute to the energy density, to the pressure and to the anisotropic stress:

$$\delta_s \rho_B(\vec{x}, \tau) = \frac{B^2(\vec{x}, \tau)}{8\pi a^4(\tau)}, \quad \delta_s p_B(\vec{x}, \tau) = \frac{\delta_s \rho_B(\vec{x}, \tau)}{3}, \quad \tilde{\Pi}_i^j(\vec{x}, \tau) = \frac{1}{4\pi a^4(\tau)} \left(B_i B^j - \frac{B^2}{3} \delta_i^j \right), \quad (2.3)$$

where $B^2 = B_i B^i$. For notational convenience, and in analogy with what customarily done to treat the neutrino anisotropic stress [25], we will also define

$$\partial_j \partial^i \tilde{\Pi}_i^j = (p_\gamma + \rho_\gamma) \nabla^2 \sigma_B, \quad \Omega_B(\vec{x}, \tau) = \frac{\delta_s \rho_B(\vec{x}, \tau)}{\rho_\gamma(\tau)}, \quad (2.4)$$

where σ_B and Ω_B are both dimensionless. The magnetic component also enter directly the Boltzmann hierarchy. In the truncated version, which is used to set initial conditions the magnetohydrodynamical (MHD) approximation, the Lorentz force affects the baryon-lepton-photon evolution. In this respect it is useful to bear in mind that

$$\frac{\vec{\nabla} \cdot (\vec{J} \times \vec{B})}{a^4 \rho_b} = \frac{1}{R_b} \left[\nabla^2 \sigma_B - \frac{1}{4} \nabla^2 \Omega_B \right], \quad (2.5)$$

where $\vec{J} \simeq \vec{\nabla} \times \vec{B}/(4\pi)$ is the Ohmic current and R_b is the baryon-to-photon ratio which can be expressed as

$$R_b = \frac{3 \rho_b}{4 \rho_\gamma} = \frac{3}{4 R_\gamma} \frac{\Omega_M}{\Omega_R} \frac{\omega_{b0}}{\omega_{M0}} = \frac{3\alpha}{4 R_\gamma} \frac{\omega_{b0}}{\omega_{M0}}, \quad \Omega_R = \frac{1}{1+\alpha}, \quad \Omega_M = \frac{\alpha}{1+\alpha}, \quad (2.6)$$

where, by definition, $R_\gamma = \rho_\gamma/\rho_R$. The relevance of R_b depends on the specific solution. As it can be also appreciated from Eq. (A.18), the contribution of R_b is always suppressed, before equality, since it

¹⁰In the literature there is sometimes the habit of setting $\tau_1 = 1/2$ and $a_{\text{eq}} = 1/4$. This choice would imply that $a(\tau) = \tau + \tau^2$. In the latter case the asymptotic solution during radiation will go as $a(\tau) \simeq \tau$. Thus the multiplicative factors of the various multipoles will change in comparison with the conventions of the present paper. In the numerical code, the evolution of the scale factor is computed numerically as a function of τ measured in comoving units of Mpc (while k , the wavenumber, will be measured in units of Mpc^{-1}).

is proportional both to $\alpha \ll 1$ and to ω_{b0}/ω_{M0} . However, to get accurate initial conditions it is often important to take into account the contribution of R_b to the asymptotic form of the evolution equation of the baryon-photon dipole. To leading order in k/\mathcal{H} the evolution of the curvature perturbations¹¹ reads [6, 7]:

$$\mathcal{R}' = -\mathcal{H} \frac{\delta_s p_{\text{nad}}}{p_t + \rho_t} + \frac{\mathcal{H}}{p_t + \rho_t} \left(c_{\text{st}}^2 - \frac{1}{3} \right) \delta_s \rho_B + \mathcal{O}\left(\frac{k^2}{\mathcal{H}^2}\right). \quad (2.7)$$

The remaining terms appearing in Eq. (A.23) will be, as specified in Eq. (2.7), at most, $\mathcal{O}(k^2\tau^2)$ except for the peculiar case of the neutrino-velocity mode where they will be, at most, $\mathcal{O}(k\tau)$. Once the solution of \mathcal{R} is known, the obtained result can be used in the following equation:

$$\frac{\mathcal{H}}{\mathcal{H}^2 - \mathcal{H}'} \xi' + \xi = \mathcal{R}. \quad (2.8)$$

Equation (2.8), read from right to left, is just the definition of \mathcal{R} in terms of the synchronous degrees of freedom. However, if \mathcal{R} is determined from Eq. (2.7), Eq. (2.8) allows to determine ξ . The solution of (2.8) can finally be inserted into the Hamiltonian constraint, i.e. Eq. (A.2):

$$2k^2\xi - \mathcal{H}h' = 8\pi G a^2 [\delta_s \rho_t + \delta_s \rho_B], \quad (2.9)$$

to determine $h(k, \alpha)$. Since both Eqs. (2.8) and (2.9) are exact, the solution of Eq. (2.9) even allows for the determination of $h(k, \alpha)$ to first order in $k^2\tau^2$. Across the radiation-matter transition, the total barotropic index and the total sound speed can be written, respectively, as

$$w_t = \frac{p_t}{\rho_t} = \frac{1}{3(\alpha + 1)}, \quad c_{\text{st}}^2 = \frac{\partial p_t}{\partial \rho_t} = \frac{4}{3(3\alpha + 4)}. \quad (2.10)$$

Therefore, Eqs. (2.7) and (2.8) become, in explicit terms,

$$\frac{\partial \mathcal{R}}{\partial \alpha} = -\frac{4\mathcal{D}_*(k)}{(3\alpha + 4)^2}, \quad (2.11)$$

$$\frac{\partial \xi}{\partial \alpha} + \frac{3\alpha + 4}{2\alpha(\alpha + 1)} \xi = \frac{3\alpha + 4}{2\alpha(\alpha + 1)} \mathcal{R}, \quad (2.12)$$

where, for short, the quantity

$$\mathcal{D}_*(k) = \left[\frac{\omega_{c0}}{\omega_{M0}} \mathcal{S}_*(k) + \frac{3}{4} R_\gamma \Omega_B(k) \right], \quad (2.13)$$

has been introduced. In Eq. (2.11) only one CDM-radiation mode has been included as an illustration of the procedure and, in this case,

$$\delta_s p_{\text{nad}} = \rho_c c_{\text{st}}^2 \mathcal{S}_*(k), \quad \mathcal{S}_*(k) = \frac{3}{4} \delta_r(k, \tau) - \delta_c(k, \tau). \quad (2.14)$$

Equations (2.11) and (2.12) can then be integrated once with respect to α ; the result is:

$$\mathcal{R}(k, \alpha) = \mathcal{R}_*(k) - \frac{\alpha \mathcal{D}_*(k)}{3\alpha + 4}, \quad (2.15)$$

$$\xi(k, \alpha) = \mathcal{R}_*(k) - \frac{\mathcal{D}_*(k)}{3\alpha^2} [\alpha(\alpha - 4) + 8(\sqrt{\alpha + 1} - 1)], \quad (2.16)$$

¹¹The evolution equation of the curvature perturbations is swiftly derived, for completeness, in Eq. (A.23) of Appendix A.

In the long wavelength limit defined by Eq. (2.2), the density contrasts following from Eqs. (A.13)–(A.16)

$$\delta_\nu(k, \alpha) \simeq -R_\gamma \Omega_B(k) + \frac{2}{3}h(k, \alpha), \quad (2.17)$$

$$\delta_\gamma(k, \alpha) \simeq -R_\gamma \Omega_B(k) + \frac{2}{3}h(k, \alpha), \quad (2.18)$$

$$\delta_b(k, \alpha) \simeq -\frac{3}{4}R_\gamma \Omega_B(k) + \frac{h(k, \alpha)}{2}, \quad (2.19)$$

$$\delta_c(k, \alpha) \simeq -\mathcal{S}_*(k) - \frac{3}{4}R_\gamma \Omega_B(k) + \frac{h(k, \alpha)}{2}. \quad (2.20)$$

If $\mathcal{S}_*(k) = 0$ in Eq. (2.20), Eqs. (2.17)–(2.20) will describe the adiabatic mode. If $\mathcal{S}_*(k) \neq 0$ in Eq. (2.20), Eqs. (2.17)–(2.20) apply in the case where the non-adiabatic contribution is present either in combination with the adiabatic mode or in the absence of the adiabatic component.

By inserting Eq. (2.16) into Eq. (2.9) (written in the form given in Eq. (A.8)) a decoupled equation for $h(k, \alpha)$ can be obtained with the combined use of Eqs. (2.17)–(2.20):

$$\frac{\partial h}{\partial \alpha} + \frac{3\alpha + 4}{2\alpha(\alpha + 1)}h = \frac{3\mathcal{D}_*(k)}{\alpha + 1} + \frac{2k^2\xi}{\mathcal{H}^2\alpha}. \quad (2.21)$$

Equation (2.21) can then be solved with elementary methods and the result is:

$$h(k, \alpha) = \mathcal{D}_*(k)\mathcal{F}_1(\alpha) + \kappa^2\mathcal{R}_*(k)\mathcal{F}_2(\alpha) - \kappa^2\mathcal{D}_*(k)\mathcal{F}_3(\alpha), \quad (2.22)$$

where

$$\mathcal{F}_1(\alpha) = 2\frac{[\alpha(\alpha - 4) + 8(\sqrt{\alpha + 1} - 1)]}{\alpha^2}, \quad (2.23)$$

$$\mathcal{F}_2(\alpha) = \frac{[\alpha^3 - 2\alpha^2 + 8\alpha + 16(1 - \sqrt{\alpha + 1})]}{5\alpha^2}, \quad (2.24)$$

$$\mathcal{F}_3(\alpha) = \frac{\{32(\sqrt{\alpha + 1} - 1) + \alpha[\alpha(3\alpha - 26) + 60\sqrt{\alpha + 1} - 16] - 60\sqrt{\alpha + 1} \ln(\alpha + 1)\}}{45\alpha^2}. \quad (2.25)$$

In the absence of magnetized contribution $\mathcal{R}(k, \alpha)$ is constant, to leading order in α and $k\tau$, provided $\mathcal{S}_*(k) = 0$. This is also true for $\xi(k, \alpha)$. The situation for $h(k, \alpha)$ is a bit different. Indeed, the synchronous coordinate system implies that the gauge freedom is not completely fixed. Thus the possible presence of a constant mode in $h(k, \alpha)$ is the reflection of a gauge artifact which can be removed by a further gauge transformation which will keep the transformed fluctuation always within the synchronous coordinate system [24, 46, 47]. In our approach the gauge mode does not show up since we integrated directly the evolution equation of curvature perturbations (i.e. Eq. (2.7)) which is gauge-invariant and hence free of possible gauge modes. By selecting a given order in α , the asymptotic solution can be fed back into all the other equations of the truncated Einstein-Boltzmann hierarchy. The system can then be solved to a given order in $k\tau$. There is no general way of achieving the second step. It will thus be mandatory to solve the system separately for the different modes.

3 Magnetized adiabatic mode

The long wavelength solution derived in the previous section implies that, to leading order,

$$\xi(k, \tau) \simeq \mathcal{R}_*(k) + \mathcal{O}(k^2\tau^2), \quad \zeta_\gamma(k, \tau) \simeq \zeta_\nu(k, \tau) \simeq \zeta_c(k, \tau) \simeq \zeta_b(k, \tau). \quad (3.1)$$

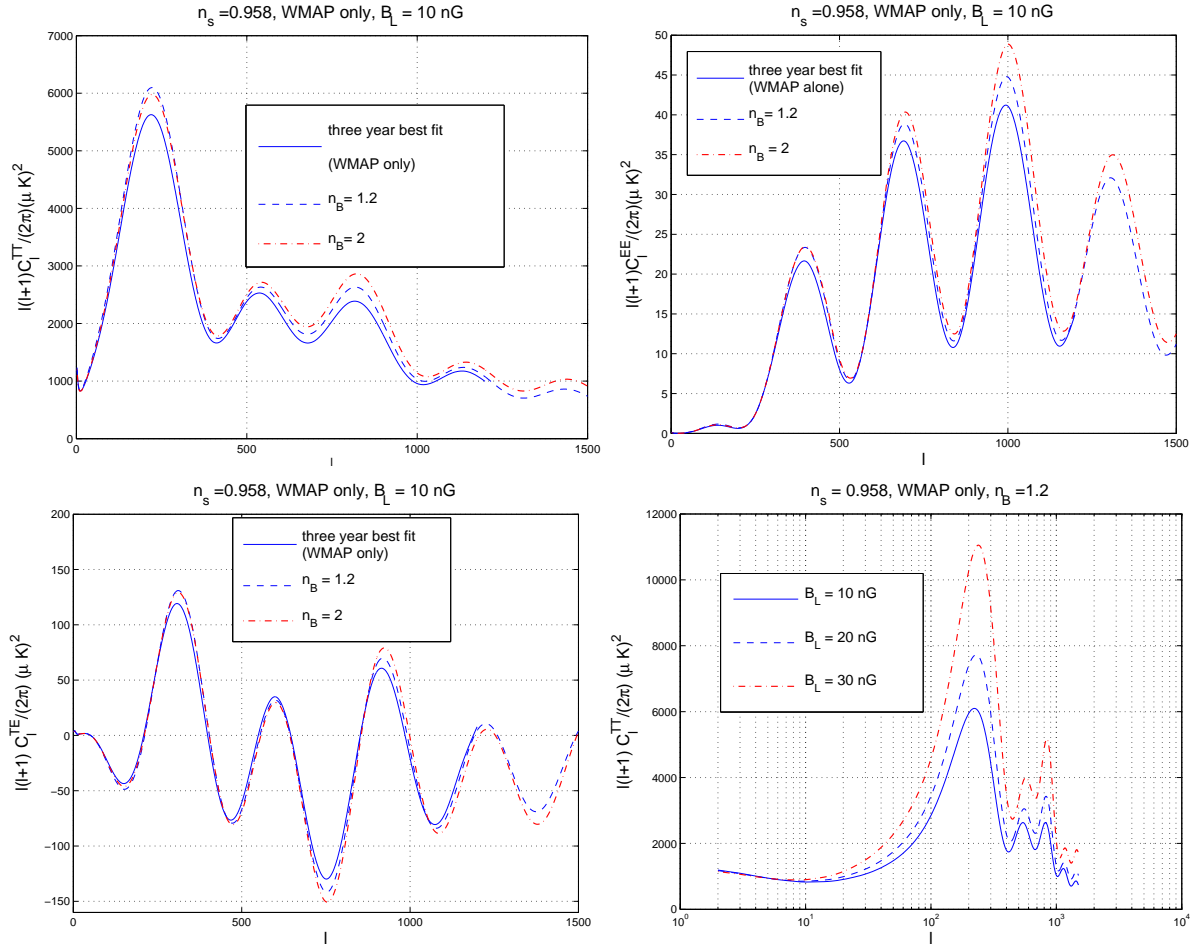


Figure 1: The magnetized adiabatic mode for spatially flat models is illustrated. The Λ CDM parameters are selected to match with the ones of the WMAP three year best fit to the WMAP alone (i.e. $h_0 = 0.732$, $\omega_{b0} = 0.02229$, $\omega_{c0} = 0.1054$ and $\mathcal{A}_{\mathcal{R}} = 2.35 \times 10^{-9}$). The combination of the WMAP data with the other sets of cosmological data (or with the other CMB experiments) leads to best fit parameters which are largely compatible with the ones used here only for sake of illustration.

Thus, to leading order in α and in $k\tau$ the \mathcal{S}_{ij} introduced in Eqs. (1.2) and (1.3) are all vanishing. The result of the integration of the truncated Einstein-Boltzmann hierarchy of Appendix A can then be written, in Fourier space, as:

$$\xi(k, \tau) = \mathcal{R}_*(k) + \left\{ -\frac{4R_\nu + 5}{12(4R_\nu + 15)} \mathcal{R}_*(k) + \frac{R_\gamma[4\sigma_B(k) - R_\nu\Omega_B(k)]}{6(4R_\nu + 15)} \right\} k^2 \tau^2, \quad (3.2)$$

$$\begin{aligned} h(k, \tau) = & \frac{\mathcal{R}_*(k)}{2} k^2 \tau^2 - \frac{1}{36} \left\{ -\frac{8R_\nu^2 - 14R_\nu - 75}{2(2R_\nu + 25)(4R_\nu + 15)} \mathcal{R}_*(k) \right. \\ & \left. + \frac{R_\gamma(15 - 20R_\nu)}{10(4R_\nu + 15)(2R_\nu + 25)} [R_\nu\Omega_B(k) - 4\sigma_B(k)] \right\} k^4 \tau^4, \end{aligned} \quad (3.3)$$

$$\delta_\gamma(k, \tau) = -R_\gamma\Omega_B(k) + \frac{2}{3} \left[\frac{\mathcal{R}_*(k)}{2} + \sigma_B(k) - \frac{R_\nu}{4} \Omega_B(k) \right] k^2 \tau^2, \quad (3.4)$$

$$\delta_\nu(k, \tau) = -R_\gamma\Omega_B(k) + \frac{2}{3} \left[\frac{\mathcal{R}_*(k)}{2} - \frac{R_\gamma}{R_\nu} \sigma_B(k) - \frac{R_\gamma}{4} \Omega_B(k) \right] k^2 \tau^2, \quad (3.5)$$

$$\delta_c(k, \tau) = -\frac{3}{4} R_\gamma\Omega_B(k) + \frac{\mathcal{R}_*(k)}{4} k^2 \tau^2, \quad (3.6)$$

$$\delta_b(k, \tau) = -\frac{3}{4}R_\gamma\Omega_B(k) + \frac{1}{2}\left[\frac{\mathcal{R}_*(k)}{2} + \sigma_B(k) - \frac{R_\nu}{4}\Omega_B(k)\right]k^2\tau^2, \quad (3.7)$$

$$\theta_{\gamma b}(k, \tau) = \left[\frac{R_\nu}{4}\Omega_B(k) - \sigma_B\right]k^2\tau - \frac{1}{36}\left[-\mathcal{R}_*(k) + \frac{R_\nu\Omega_B(k) - 4\sigma_B(k)}{2}\right]k^4\tau^3, \quad (3.8)$$

$$\begin{aligned} \theta_\nu(k, \tau) &= \left[\frac{R_\gamma}{R_\nu}\sigma_B(k) - \frac{R_\gamma}{4}\Omega_B(k)\right]k^2\tau - \frac{1}{36}\left\{-\frac{(4R_\nu + 23)}{4R_\nu + 15}\mathcal{R}_*(k) \right. \\ &\quad \left. + \frac{R_\gamma(4R_\nu + 27)}{2R_\nu(4R_\nu + 15)}[4\sigma_B(k) - R_\nu\Omega_B(k)]\right\}k^4\tau^3, \end{aligned} \quad (3.9)$$

$$\theta_c(k, \tau) = 0, \quad (3.10)$$

$$\sigma_\nu(k, \tau) = -\frac{R_\gamma}{R_\nu}\sigma_B(k) + \left\{-\frac{2\mathcal{R}_*(k)}{3(4R_\nu + 15)} + \frac{R_\gamma[4\sigma_B(k) - R_\nu\Omega_B(k)]}{2R_\nu(4R_\nu + 15)}\right\}k^2\tau^2. \quad (3.11)$$

The adiabatic mode is often assigned in terms of a putative $C(k)$ which is related to $\mathcal{R}_*(k)$ as $\mathcal{R}_*(k) = -2C(k)$. To leading order in $k\tau$ the initial conditions are adiabatic, however, higher orders in $k\tau$ introduce a perturbative mismatch between the relevant density contrasts. Higher orders in α (at a given order in $k\tau$) can be easily included following the expressions of the previous section. Since the Hamiltonian constraint has to be satisfied at the onset of the integration, the contribution of the magnetic field in the initial data acquires a definite sign. The relative correlation between the magnetic field and the adiabatic mode is fixed. In Fig. 1 the salient features of the adiabatic mode are illustrated and have been more thoroughly discussed in [11]. For sake of comparison with the other sets of initial conditions, the adiabatic power spectra are assigned according to the standard convention, i.e. $\mathcal{P}_\mathcal{R}(k) = \mathcal{A}_\mathcal{R}(k/k_p)^{n_s-1}$, where $k_p = 0.002 \text{ Mpc}^{-1}$ is the pivot scale, i.e. the scale at which $\mathcal{P}_\mathcal{R}(k_p) = \mathcal{A}_\mathcal{R}$. The three year best fit to the WMAP data alone implies [1, 2] $\mathcal{A}_\mathcal{R} = 2.35 \times 10^{-9}$. According to the legends of each plot, in Fig. 1 the full line denotes the corresponding angular power spectra in the absence of magnetic contribution and for WMAP three year best fit.

The magnetic fields are included in the simplest realization of what has been called in [10] $m\Lambda\text{CDM}$ model, i.e. the magnetized ΛCDM model. In this case the power spectra of Ω_B and σ_B are assigned, respectively, as $\mathcal{P}_\Omega(k) = \overline{\Omega}_{\text{BL}}^2 \mathcal{F}(n_B)(k/k_L)^{2(n_B-1)}$ and as $\mathcal{P}_\sigma(k) = \overline{\Omega}_{\text{BL}}^2 \mathcal{G}(n_B)(k/k_L)^{2(n_B-1)}$, where $\overline{\Omega}_{\text{BL}} = B_L^2/(8\pi a^4 \rho_\gamma)$. The functions $\mathcal{F}(n_B)$ and $\mathcal{G}(n_B)$ can be determined from the appropriate convolutions [11] once the two-point function of the magnetic fields is known in Fourier space, i.e.

$$\langle B_i(\vec{k})B_j(\vec{p}) \rangle = \frac{2\pi^2}{k^3}P_{ij}(k)\mathcal{P}_B(k)\delta^{(3)}(\vec{k} + \vec{p}), \quad P_{ij}(k) = \left(\delta_{ij} - \frac{k_i k_j}{k^2}\right). \quad (3.12)$$

The quantity B_L is the amplitude of the magnetic field regularized over a comoving scale $L \simeq k_L^{-1}$. In this context $\overline{\Omega}_{\text{BL}}$ measures (up to Euler Gamma functions [11]) the amplitude of the magnetic power spectrum $\mathcal{P}_B(k)$ at the magnetic pivot scale k_L . From Fig. 1, the TT spectra exhibit a distortion of the second peak which is correlated with the increase of the first and third acoustic peaks. As the values of the magnetic spectral index (i.e. n_B) increases the distortion becomes more pronounced. As the values of the magnetic field augments beyond 20 nG the second peak practically disappears and it is replaced by a sort of hump. This result is also expected on analytical ground [6, 7, 8]. In Fig. 1 excessive values of the magnetic fields have been adopted just to emphasize more visually the modifications of the shape which are typically related to this mode. This aspect can be understood by comparing, in Fig. 1 the dashed (and dot-dashed) lines with the full lines (representing the three year best fit to the WMAP alone). In the bottom-right plot the different curves denote three different values of the magnetic fields for fixed magnetic spectral index (i.e. $n_B = 1.2$) and fixed adiabatic spectral index (i.e. $n_s = 0.958$).

The magnetic pivot scale k_L is taken (in Fig. 1 and in all the other plots of this paper) to be 1 Mpc^{-1} . The EE and TE correlations are also modified by the presence of large-scale magnetic fields. The physical rationale for this occurrence can be understood already to lowest order in the tight-coupling approximation: since the dipole is affected both by σ_B and Ω_B the TE and EE angular power spectra are modified since the polarization (to first-order in the tight-coupling expansion) is proportional to the zeroth-order dipole which depends, in the MHD treatment, on the Lorentz force and, ultimately, on the Ohmic current. This aspect has been already pointed out, within a much less accurate semi-analytical approach, in [6].

4 Magnetized CDM-radiation mode

In the case of the magnetized CDM-radiation mode the entropy fluctuation arises in the CDM-radiation system. Following the notations of Eq. (1.5) we will denote by $\mathcal{S}_*(k)$ the common amplitude, in Fourier space, of the two relevant entropy fluctuations, i.e.

$$\mathcal{S}_*(k) = \mathcal{S}_{c\gamma}(k) = \mathcal{S}_{c\nu}(k). \quad (4.1)$$

In principle we might have the physical situation where $\mathcal{S}_{c\gamma}(k) \neq \mathcal{S}_{c\nu}(k)$. In the latter case, however, Eq. (1.5) implies that $\mathcal{S}_{\nu\gamma}(k) \neq 0$. This means we would not be dealing with a pure CDM-radiation mode but rather with a CDM-radiation mode supplemented by a neutrino-entropy mode (see also Eq. (1.8)). For the magnetized adiabatic mode the α -expansion defined in Eq. (2.2) only provides useful corrections to the leading order (constant) solution for $\xi(k, \tau)$. For the CDM-radiation solution ξ is not constant but it rather vanishes as α . Consequently, for $\alpha \ll 1$ and $k\tau \ll 1$, the asymptotic form of the solution is:

$$h(k, \tau) = \bar{h}(k, \tau) = \frac{\sqrt{\alpha+1}}{\alpha^2} \left[16 + \frac{2(\alpha^2 - 4\alpha - 8)}{\sqrt{\alpha+1}} \right] \mathcal{D}_*(k) \quad (4.2)$$

$$\xi(k, \tau) = -\frac{\bar{h}(k, \tau)}{6} - \frac{k^2 \tau_1^2}{108} \left(\frac{15 - 4R_\nu}{15 + 2R_\nu} \right) \mathcal{D}_*(k) x^3 \quad (4.3)$$

$$\delta_\gamma(k, \tau) = \frac{2}{3} \bar{h}(k, \tau) - R_\gamma \Omega_B(k), \quad (4.4)$$

$$\delta_\nu(k, \tau) = \frac{2}{3} \bar{h}(k, \tau) - R_\gamma \Omega_B(k), \quad (4.5)$$

$$\delta_c(k, \tau) = -\mathcal{S}_*(k) + \frac{\bar{h}(k, \tau)}{2} - \frac{3}{4} R_\gamma \Omega_B(k), \quad (4.6)$$

$$\delta_b(k, \tau) = \frac{\bar{h}(k, \tau)}{2} - \frac{3}{4} R_\gamma \Omega_B(k), \quad (4.7)$$

$$\theta_{\gamma b}(k, \tau) = \frac{k^2 \tau}{4} [R_\nu \Omega_B(k) - 4\sigma_B(k)] + \frac{k^2 \tau_1}{6} \mathcal{D}_*(k) x^2, \quad (4.8)$$

$$\theta_\nu(k, \tau) = \frac{k^2 \tau}{4} \left[4 \frac{R_\gamma}{R_\nu} \sigma_B(k) - R_\gamma \Omega_B(k) \right] + \frac{k^2 \tau_1}{6} \mathcal{D}_*(k) x^2, \quad (4.9)$$

$$\theta_c(k, \tau) = 0, \quad (4.10)$$

$$\sigma_\nu(k, \tau) = -\frac{R_\gamma}{R_\nu} \sigma_B(k) + \frac{\mathcal{D}_*(k) k^2 \tau_1^2}{3(15 + 2R_\nu)} x^3, \quad (4.11)$$

$$\mathcal{F}_{\nu 3}(k, \tau) = \frac{8}{9} \frac{R_\gamma}{R_\nu} \left[\sigma_B(k) - \frac{R_\nu}{4} \Omega_B(k) \right] k\tau, \quad (4.12)$$

where, as established in Eq. (2.1), $x = \tau/\tau_1$ and $\mathcal{D}_*(k)$ has been already defined in Eq. (2.13). The function $\bar{h}(k, \tau)$ can be expanded for $\alpha \ll 1$:

$$\bar{h}(k, \tau) = \frac{\sqrt{\alpha+1}}{\alpha^2} \left[16 + \frac{2(\alpha^2 - 4\alpha - 8)}{\sqrt{\alpha+1}} \right] \mathcal{D}_*(k) = \left(\alpha - \frac{5}{8}\alpha^2 \right) \mathcal{D}_*(k) + \mathcal{O}(\alpha^3). \quad (4.13)$$

The CDM-radiation power spectra are assigned as $\mathcal{P}_S(k) = \mathcal{A}_S(k/k_p)^{n_c-1}$ with the same pivot scale, i.e. $k_p = 0.002 \text{ Mpc}^{-1}$ adopted in the adiabatic case. In Fig. 2 the spectral index of each plot (i.e. n_c) is specified in the corresponding legends¹². To ease the comparison between Figs. 1 and 2 the non-adiabatic amplitude is fixed to the same value of the adiabatic one, i.e. $\mathcal{A}_S = \mathcal{A}_R = 2.35 \times 10^{-9}$. For $n_c > 1$ a sort of hump arises in the Doppler region. In Fig. 2 (top-left plot) the TT correlations

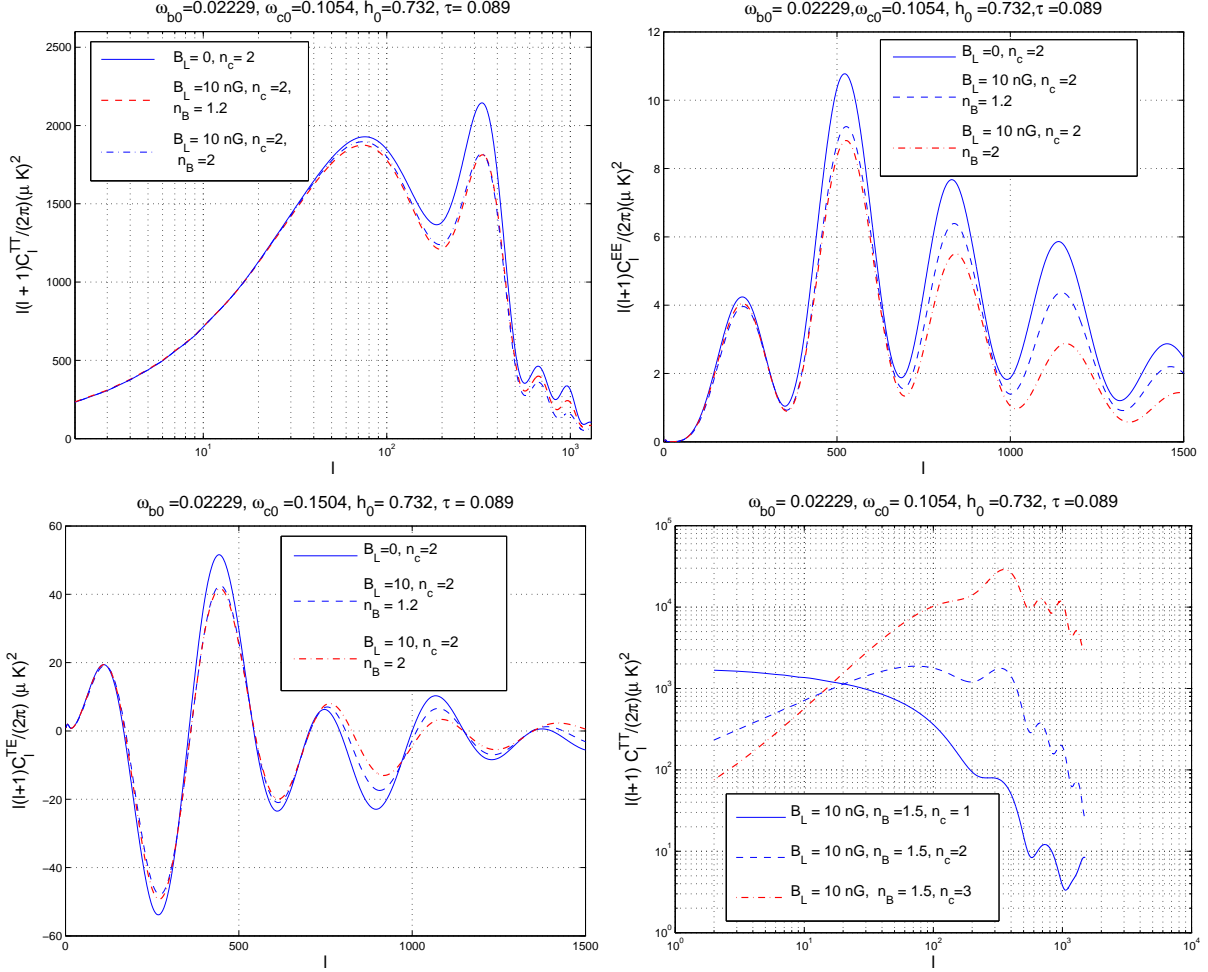


Figure 2: The magnetized CDM-radiation mode is illustrated for spatially flat models. The cosmological parameters, for sake of comparison, are fixed to the same values of Fig. 1.

are reported in the case $n_c = 2$. The full line denotes in this plot the case $B_L = 0$ while the dashed and the dot dashed lines correspond to the case $B_L = 10 \text{ nG}$ with two different magnetic spectral indices (as indicated in the legends). The top-right and bottom-left plots of Fig. 2 the EE and TE angular power spectra are illustrated with the same notations. In the bottom-right plot the TT correlations

¹²In the title of the plots the value of the optical depth has been also specified (i.e. $\tau = 0.089$ as implied by the WMAP three year best fit). This notation is standard and we did not deviate from it. However, it should be remarked that τ is consistently used in our script to denote the conformal time coordinate. This remark avoids any unwanted confusion.

are reported for three different values of the non-adiabatic spectral index (i.e. $n_c = 1, 2, 3$) when the parameters of the magnetized background are fixed. From the latter plot it is clear that, in the scale-invariant limit the hump is not present.

After careful numerical scrutiny of the magnetized CDM-radiation mode the following general aspects can be highlighted:

- the inclusion of the magnetic field diminishes the height of the hump of the TT angular power spectra and also suppresses the TE and EE correlations;
- slight changes in the magnetic spectral index (e.g. from 1.2 to 2 in Fig. 2) affect quantitatively all the CMB observables;
- the phases of the EE angular power spectra (and, to a lesser degree, of the TE angular power spectra) are slightly shifted as $\ell > 500$.

The TE correlation starts positive at large scales (see Fig. 2 bottom-left plot). This is in sharp contrast with what is experimentally observed (i.e. the TE correlations exhibit an anticorrelation peak [1, 2, 3]). The presence of the magnetic field can indeed reduce the TE amplitude but cannot change the sign of the first peak by making it negative.

5 Magnetized baryon-radiation mode

If $\omega_{b0} \ll \omega_{c0}$ (as it happens in the Λ CDM paradigm) the baryon-radiation mode is, grossly speaking, less important than the CDM-radiation mode. The baryon-radiation mode touches upon the baryon-lepton fluid (which is also affected by the Ohmic current). Interesting effects on the phases of the TE and EE angular power spectra are then potentially expected. From Eq. (1.6) we will denote by $\overline{\mathcal{S}}_*(k)$ the common amplitude, in Fourier space, of the two relevant entropy fluctuations, i.e.

$$\overline{\mathcal{S}}_*(k) = \mathcal{S}_{b\gamma}(k) = \mathcal{S}_{b\nu}(k). \quad (5.1)$$

For the reasons explained in the previous Section, $\mathcal{S}_{b\gamma}(k) \neq \mathcal{S}_{b\nu}(k)$ also demands $\mathcal{S}_{\nu\gamma}(k) \neq 0$ and this would imply that the baryon-radiation mode is supplemented by a neutrino-entropy mode. To make a distinction with respect to the CDM-radiation mode, the Fourier amplitude of the entropy fluctuation has been denoted, in the baryon-radiation case, as $\overline{\mathcal{S}}_*(k)$. Direct integration of the truncated Einstein-Boltzmann hierarchy summarized in Appendix A leads to the following initial conditions:

$$h(k, \tau) = \overline{h}(k, \tau) = \left(\alpha - \frac{5}{8}\alpha^2 \right) \overline{\mathcal{D}}_*(k) \quad (5.2)$$

$$\xi(k, \tau) = -\frac{\overline{h}(k, \tau)}{6} - \frac{k^2 \tau_1^2}{108} \left(\frac{15 - 4R_\nu}{15 + 2R_\nu} \right) \overline{\mathcal{D}}_*(k) x^3 \quad (5.3)$$

$$\delta_\gamma(k, \tau) = \frac{2}{3}\overline{h}(k, \tau) - R_\gamma \Omega_B(k), \quad (5.4)$$

$$\delta_\nu(k, \tau) = \frac{2}{3}\overline{h}(k, \tau) - R_\gamma \Omega_B(k), \quad (5.5)$$

$$\delta_c(k, \tau) = \frac{\overline{h}(k, \tau)}{2} - \frac{3}{4}R_\gamma \Omega_B(k), \quad (5.6)$$

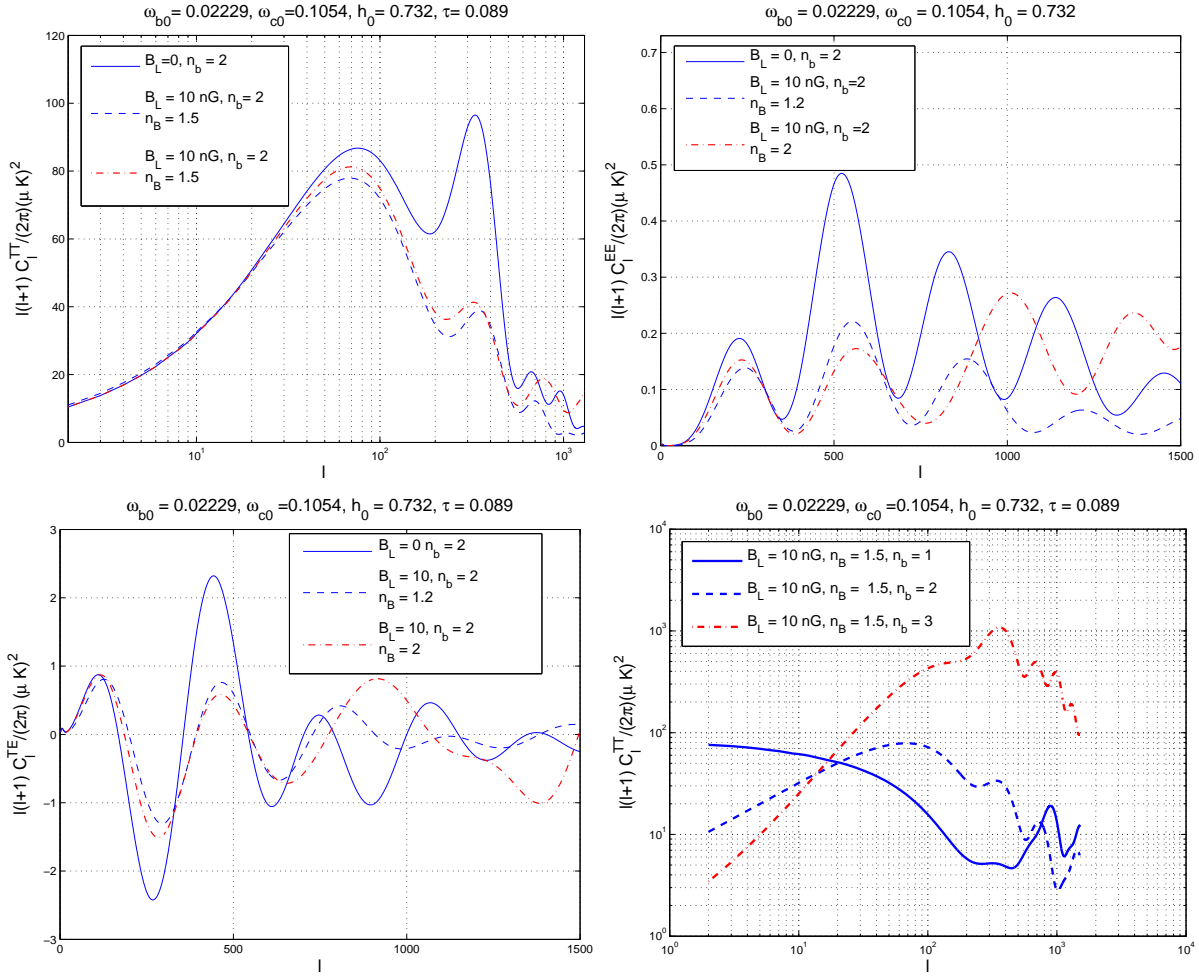


Figure 3: The magnetized baryon-radiation mode is illustrated for spatially flat models. To ease the comparison, the cosmological parameters are fixed to the same values of Figs. 1 and 2.

$$\delta_b(k, \tau) = -\overline{\mathcal{S}}_*(k) + \frac{\overline{h}(k, \tau)}{2} - \frac{3}{4}R_\gamma\Omega_B(k), \quad (5.7)$$

$$\theta_{\gamma b}(k, \tau) = \frac{k^2\tau}{4}[R_\nu\Omega_B(k) - 4\sigma_B(k)] + \frac{k^2\tau_1}{6}\overline{\mathcal{D}}_*(k)x^2, \quad (5.8)$$

$$\theta_\nu(k, \tau) = \frac{k^2\tau}{4}\left[4\frac{R_\gamma}{R_\nu}\sigma_B(k) - R_\gamma\Omega_B(k)\right] + \frac{k^2\tau_1}{6}\overline{\mathcal{D}}_*(k)x^2, \quad (5.9)$$

$$\theta_c(k, \tau) = 0, \quad (5.10)$$

$$\sigma_\nu(k, \tau) = -\frac{R_\gamma}{R_\nu}\sigma_B(k) + \frac{\overline{\mathcal{D}}_*(k)k^2\tau_1^2}{3(15 + 2R_\nu)}x^3, \quad (5.11)$$

$$\mathcal{F}_{\nu 3}(k, \tau) = \frac{8}{9}\frac{R_\gamma}{R_\nu}k\tau\left[\sigma_B(k) - \frac{R_\nu}{4}\Omega_B(k)\right], \quad (5.12)$$

where, following the analog notation used in Eq. (2.13) for the CDM-radiation mode,

$$\overline{\mathcal{D}}_*(k) = \left[\frac{\omega_{b0}}{\omega_{M0}}\overline{\mathcal{S}}_*(k) + \frac{3}{4}R_\gamma\Omega_B(k)\right], \quad \frac{\omega_{b0}}{\omega_{M0}} = \frac{\omega_{b0}}{\omega_{c0} + \omega_{b0}}. \quad (5.13)$$

The power spectrum of the baryon-radiation mode is assigned as $\mathcal{P}_{\overline{\mathcal{S}}}(k) = \mathcal{A}_{\overline{\mathcal{S}}}(k/k_p)^{n_b-1}$ where n_b is the corresponding spectral index. Comparing Eqs. (5.2)–(5.12) with Eqs. (4.2)–(4.12), there are formal analogies but also some differences. In the case of Eqs. (5.2)–(5.12) the baryons are directly affected and, therefore,

- as anticipated, for the fiducial set of parameters of the Λ CDM model the amplitude of the TT, EE and TE angular power spectra will be comparatively smaller than in the case of the CDM-radiation mode;
- a stronger effect on the phases is expected when the magnetic field is consistently included in the calculation.

In Fig. 3 the TT, EE and TE angular power spectra are illustrated when the amplitude is selected in such a way that $\mathcal{A}_{\mathcal{S}} = \mathcal{A}_{\mathcal{R}}$. The comparison of Fig. 3 and 2 suggests that, indeed the magnetized CDM-radiation mode is very similar to the magnetized baryon-radiation mode. Also in the case of the baryon radiation-mode the hump arises for $n_b > 1$. The solution of the Hamiltonian and of the momentum constraints implies a definite relative sign of the magnetic and of the entropic contributions. As a consequence the amplitude of the angular power spectra diminishes with respect to the case $B_L = 0$. The phases of oscillations of the TE and EE angular power spectra (see top-right and bottom-left plots in Fig. 3) are shifted as the magnetic field strength increases.

6 Magnetized neutrino-entropy mode

In the case of the magnetized neutrino-entropy mode the non-adiabatic fluctuation belongs to the neutrino sector, i.e.

$$\tilde{\mathcal{S}}_*(k) = \frac{3}{4}[\delta_\gamma(k, \tau) - \delta_\nu(k\tau)]. \quad (6.1)$$

The lowest order form of the solution can be obtained by setting $\xi(k, \tau) = h(k, \tau) = 0$. This aspect already highlights the difference of the neutrino-entropy mode in comparison with both, the previous non-adiabatic modes and with the adiabatic solution. In the case of the adiabatic solution, to lowest order in the expansion of Eq. (2.2), the curvature perturbations are constant in time, i.e.

$$\mathcal{R}(k, \alpha) \simeq \mathcal{R}_*(k) + \mathcal{O}(k^2\tau^2) + \mathcal{O}(\alpha). \quad (6.2)$$

For the CDM and baryon-radiation modes the curvature perturbations vanish as α , to lowest order in $k\tau$, i.e. $\mathcal{R} \propto \alpha + \mathcal{O}(k^2\tau^2)$. In the case of the neutrino-entropy mode the behaviour is intermediate since $\mathcal{R}(k, \alpha) \simeq \mathcal{O}(k^2\tau^2)$. The specific form of the neutrino-entropy mode is then obtained by integration of the truncated Einstein-Boltzmann hierarchy reported in Appendix A. The final result is:

$$h(k, \tau) = \frac{\omega_{b0}}{\omega_{M0}} \left[\frac{R_\nu}{3} \tilde{\mathcal{S}}_*(k) - \sigma_B(k) + \frac{R_\nu}{4} \Omega_B(k) \right] k^2 \tau_1^2 x^3, \quad (6.3)$$

$$\xi(k, \tau) = -\frac{2R_\gamma R_\nu}{9(4R_\nu + 15)} \left[\tilde{\mathcal{S}}_*(k) - \frac{3}{R_\nu} \sigma_B(k) + \frac{3}{4} \Omega_B(k) \right] k^2 \tau^2, \quad (6.4)$$

$$\delta_\gamma(k, \tau) = \frac{4}{3} \tilde{\mathcal{S}}_*(k) R_\nu - R_\gamma \Omega_B(k, \tau) - \frac{1}{6} \left[\frac{4}{3} R_\nu \mathcal{S}_*(k) - 4\sigma_B(k) + R_\nu \Omega_B(k) \right] k^2 \tau^2, \quad (6.5)$$

$$\delta_\nu(k, \tau) = -\frac{4}{3} \tilde{\mathcal{S}}_*(k) R_\gamma - R_\gamma \Omega_B(k) - \frac{1}{6} \left[-\frac{4}{3} R_\gamma \tilde{\mathcal{S}}_*(k) + 4\frac{R_\gamma}{R_\nu} \sigma_B(k) - R_\gamma \Omega_B(k) \right] k^2 \tau^2, \quad (6.6)$$

$$\delta_c(k, \tau) = \frac{1}{2} \frac{\omega_{b0}}{\omega_{M0}} \left[\frac{R_\nu}{3} \tilde{\mathcal{S}}_*(k) - \sigma_B(k) + \frac{R_\nu}{4} \Omega_B(k) \right] k^2 \tau_1^2 x^3 \quad (6.7)$$

$$\delta_b(k, \tau) = -\frac{1}{2} \left[\frac{R_\nu}{3} \tilde{\mathcal{S}}_*(k) - \sigma_B(k) + \frac{R_\nu}{4} \Omega_B(k) \right] k^2 \tau^2, \quad (6.8)$$

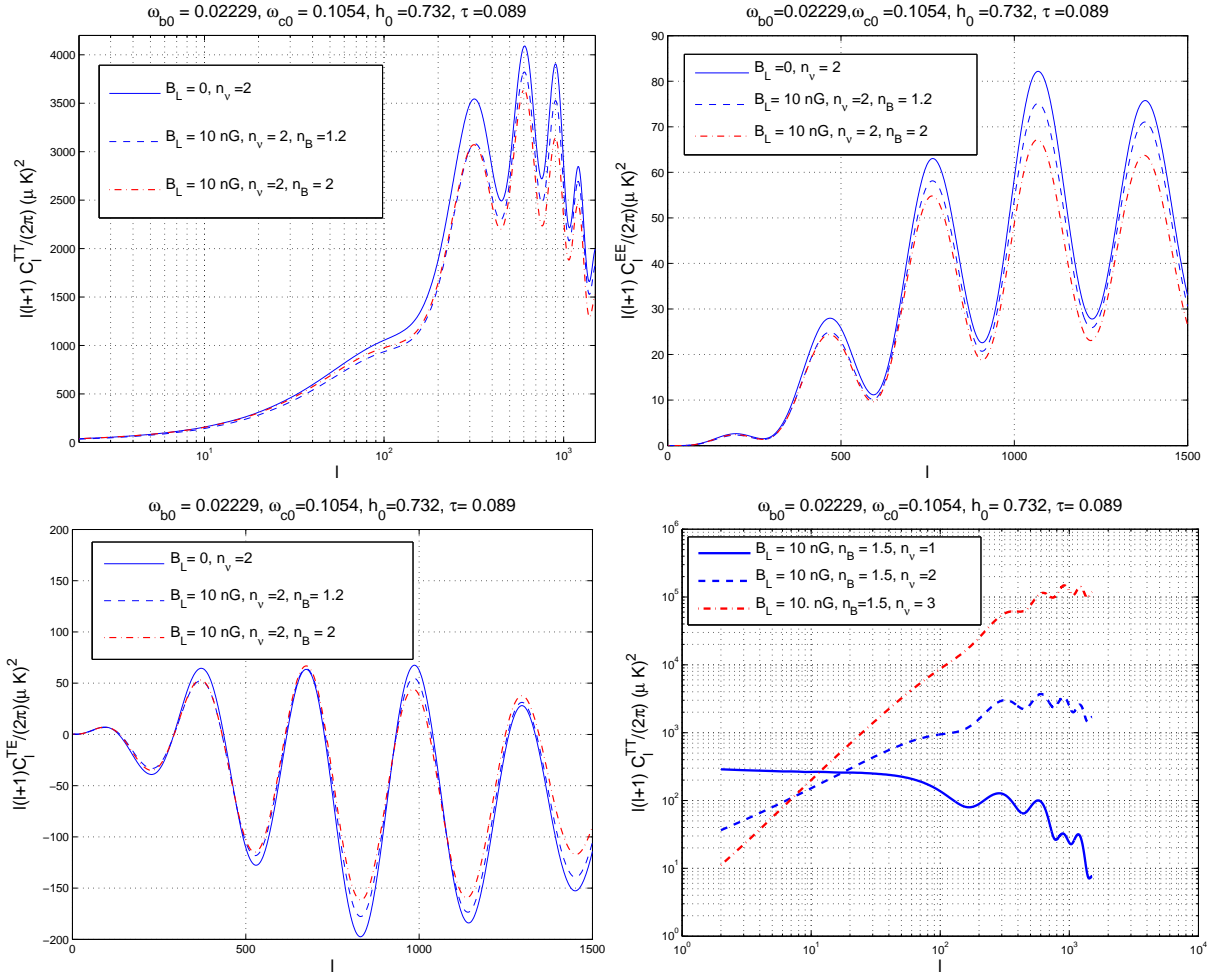


Figure 4: The angular power spectra obtained in the case of the neutrino-entropy mode are illustrated for the same set of cosmological parameters used in Figs. 1, 2, and 3.

$$\theta_{\gamma b}(k, \tau) = \left[\frac{R_\nu}{3} \tilde{\mathcal{S}}_*(k) - \sigma_B(k) + \frac{R_\nu}{4} \Omega_B(k) \right] k^2 \tau - \frac{3}{4} \frac{\omega_{b0}}{\omega_{M0}} \left[\frac{R_\nu}{3R_\gamma} \tilde{\mathcal{S}}_* - \frac{\sigma_B}{R_\gamma} + \frac{R_\nu}{4R_\gamma} \Omega_B \right] k^2 \tau_1 x^2, \quad (6.9)$$

$$\theta_\nu(k, \tau) = \left[-\frac{R_\gamma}{3} \tilde{\mathcal{S}}_*(k) + \frac{R_\gamma}{R_\nu} \sigma_B(k) - \frac{R_\gamma}{4} \Omega_B(k) \right] k^2 \tau, \quad (6.10)$$

$$\theta_c = 0, \quad (6.11)$$

$$\sigma_\nu(k, \tau) = -\frac{R_\gamma}{R_\nu} \sigma_B(k) - \frac{2R_\gamma}{3(4R_\nu + 15)} \left[\tilde{\mathcal{S}}_*(k) - \frac{3}{R_\nu} \sigma_B(k) + \frac{3}{4} \Omega_B(k) \right] k^2 \tau^2. \quad (6.12)$$

In the case of the neutrino-entropy mode the power spectra are assigned as $\mathcal{P}_{\tilde{\mathcal{S}}} = \mathcal{A}_{\tilde{\mathcal{S}}}(k/k_p)^{(n_\nu-1)}$ where n_ν is the corresponding spectral index. In Fig. 4 the numerical integration of the angular power spectra is reported for $\mathcal{A}_{\tilde{\mathcal{S}}} = \mathcal{A}_{\mathcal{R}} = 2.35 \times 10^{-9}$. Figure 4 also shows two interesting features:

- the hump disappears not only in the scale-invariant limit (i.e. $n_\nu = 1$) but also for $n_\nu > 1$; in the latter cases, however, the amplitude increases;
- as in the other two cases the Hamiltonian and momentum constraints imply that the inclusion of the magnetic field always tend to diminish the heights of the acoustic oscillations.

As it is typical also of the other modes the TE angular power spectrum always exhibits a correlation (rather than anticorrelation) at large-scales. The phase shifts in the polarization observables do not

arise for the neutrino-entropy mode: the magnetic and the entropic contributions do not interfere directly since the neutrinos, unlike the baryons and electrons, only feel the magnetic field through the constraints and through the anisotropic stress.

For sake of completeness, the solution of the truncated Einstein-Boltzmann hierarchy will be derived for the neutrino-velocity mode. The neutrino-velocity mode is rather peculiar since it is, strictly speaking, not an entropic mode. It is derived by requiring that the initial fluctuation resides in the velocity of the neutrinos. The momentum constraint stemming from the $(0i)$ component of the perturbed Einstein equations (i.e. Eq. (A.9)) then demands that also the photon-baryon velocity is perturbed at early times so that, overall, the momentum constraint is satisfied at the onset of the numerical integration. From this observation the leading order solution implies that $h \simeq 0$ and $\xi \simeq 0$ and, therefore,

$$R_\nu \theta_\nu + R_\gamma (1 + R_b) \theta_{\gamma b} \rightarrow 0, \quad (6.13)$$

at early times. Of course, both θ_ν and $\theta_{\gamma b}$ are both non-vanishing. The neutrino-velocity mode can be initialized by setting:

$$h(k, \tau) = -\frac{3}{2} \tilde{\mathcal{S}}_*(k) \frac{R_\nu}{R_\gamma} \frac{\omega_{b0}}{\omega_{M0}} k \tau_1 x^2, \quad (6.14)$$

$$\xi(k, \tau) = \frac{4}{3} \frac{R_\nu \tilde{\mathcal{S}}_*(k)}{4R_\nu + 5} k \tau, \quad (6.15)$$

$$\delta_\gamma(k, \tau) = \frac{4}{3} \frac{R_\nu}{R_\gamma} \tilde{\mathcal{S}}_*(k) k \tau - \tilde{\mathcal{S}}_*(k) \frac{R_\nu (R_\gamma + 1)}{R_\gamma^2} \frac{\omega_{b0}}{\omega_{M0}} k \tau_1 x^2 - R_\gamma \Omega_B, \quad (6.16)$$

$$\delta_\nu(k, \tau) = -\frac{4}{3} \tilde{\mathcal{S}}_*(k) k \tau - \tilde{\mathcal{S}}_*(k) \frac{R_\nu}{R_\gamma} \frac{\omega_{b0}}{\omega_{M0}} k \tau_1 x^2 - R_\gamma \Omega_B \quad (6.17)$$

$$\delta_c(k, \tau) = -\frac{3}{4} \tilde{\mathcal{S}}_*(k) \frac{R_\nu}{R_\gamma} \frac{\omega_{b0}}{\omega_{M0}} k \tau_1 x^2 \quad (6.18)$$

$$\delta_b(k, \tau) = \frac{R_\nu}{R_\gamma} \tilde{\mathcal{S}}_*(k) k \tau - \frac{3}{4} \tilde{\mathcal{S}}_*(k) \frac{R_\nu (R_\gamma + 1)}{R_\gamma^2} \frac{\omega_{b0}}{\omega_{M0}} k \tau_1 x^2, \quad (6.19)$$

$$\begin{aligned} \theta_{\gamma b}(k, \tau) = & -\frac{R_\nu}{R_\gamma} k \tilde{\mathcal{S}}_*(k) + \frac{3}{2} \left(\frac{\omega_{b0}}{\omega_{M0}} \right) \frac{R_\nu}{R_\gamma^2} \tilde{\mathcal{S}}_*(k) k x - \frac{9}{4} \frac{R_\nu}{R_\gamma^3} \left(\frac{\omega_{b0}}{\omega_{M0}} \right)^2 \tilde{\mathcal{S}}_*(k) k x^2 \\ & - \frac{3R_\nu}{8R_\gamma^2} \frac{\omega_{b0}}{\omega_{M0}} k \tilde{\mathcal{S}}_*(k) x^2 + \frac{R_\nu}{6R_\gamma} \tilde{\mathcal{S}}_*(k) k^3 \tau^2 + \frac{k^2 \tau}{4} (R_\nu \Omega_B - 4\sigma_B), \end{aligned} \quad (6.20)$$

$$\theta_\nu(k, \tau) = k \tilde{\mathcal{S}}_*(k) - \frac{4R_\nu + 9}{6(4R_\nu + 5)} \tilde{\mathcal{S}}_*(k) k^3 \tau^2 - \frac{R_\gamma}{4} \left[\Omega_B - \frac{4}{R_\nu} \sigma_B \right] k^2 \tau \quad (6.21)$$

$$\theta_c = 0, \quad (6.22)$$

$$\sigma_\nu(k, \tau) = -\frac{R_\gamma}{R_\nu} \sigma_B + \frac{4\tilde{\mathcal{S}}_*(k)}{4R_\nu + 5} k \tau, \quad (6.23)$$

where, as established in Eq. (2.1), $x = \tau/\tau_1$. The quantity $\tilde{\mathcal{S}}_*(k)$ arising in the neutrino-velocity mode is physically different from the analog variable appearing in the solution of the neutrino-entropy mode. Here it measures the spectrum of θ_ν (or $\theta_{\gamma b}$). While the usual non-adiabatic modes can be described also in different gauges, the neutrino-velocity mode might even diverge if we move from the synchronous gauge. In the longitudinal gauge the scalar fluctuations of the geometry are defined, in the spatially flat case, as $\delta_s g_{00} = 2a^2 \phi$ and as $\delta_s g_{ij} = 2a^2 \psi \delta_{ij}$. The relation between the longitudinal and the synchronous degrees of freedom is given by

$$\phi = -\frac{[(h + 6\xi)'' + \mathcal{H}(h + 6\xi)']}{2k^2}, \quad \psi = -\xi + \frac{\mathcal{H}(h + 6\xi)'}{2k^2}. \quad (6.24)$$

From Eqs. (6.3) and (6.4) the values of ϕ and ψ can then be obtained to leading order in $k\tau$ and they are:

$$\phi(k) = \frac{8R_\gamma R_\nu}{3(4R_\nu + 15)} \left[\tilde{\mathcal{S}}_*(k) - \frac{3}{R_\nu} \sigma_B(k) + \frac{3}{4} \Omega_B(k) \right], \quad \psi(k) = -\frac{\phi(k)}{2}. \quad (6.25)$$

The same exercise can be performed in the case of the neutrino-velocity mode. Thus, inserting Eqs. (6.14) and (6.15) into Eq. (6.24) we do get that

$$\phi(k, \tau) = -\frac{4R_\nu \tilde{\mathcal{S}}_*(k)}{(4R_\nu + 5)|k\tau|}, \quad \psi(k, \tau) = -\phi(k, \tau). \quad (6.26)$$

Consequently, the neutrino-velocity mode is singular in the longitudinal gauge. In the same gauge the neutrino-entropy mode is not singular. It is therefore mandatory to use the synchronous frame to describe the neutrino-velocity mode. The unphysical nature of this divergence is clear since the gauge-invariant curvature perturbations, i.e. \mathcal{R} , is regular for both modes.

7 Mixtures of magnetized initial conditions

Assuming a precise knowledge of the thermal history of the Universe from the Planck energy scale down to photon decoupling, then, definite predictions on the CMB observables can be made. To make the predictions more definite, it is wise to assume that the field content during inflation is rather limited. If we just demand a single adiabatic mode, as in the case of the Λ CDM paradigm, then a single inflaton field must be present. This simple model is constrained by experimental data. More complicated models will be more constrained as soon as more accurate data will be available [9]. When magnetic fields are consistently included in the pre-equality physics, the issue of initial conditions becomes particularly important and it has been recently shown that different thermal histories can imply slightly different amplitudes of the curvature perturbations induced by a magnetized background [48].

In a pragmatic perspective it is plausible to start confronting with observations the simplest model. In the case of [10], the m Λ CDM scenario is the simplest option since a magnetized adiabatic mode is assumed and the magnetic fields introduce only two new parameters in comparison with the Λ CDM paradigm. It is however equally plausible to bear in mind also different possibilities.

The most general initial conditions of the magnetized CMB anisotropies will be given, presumably, as a mixture of various modes. As previously observed the TT angular power spectra will be typically distorted and shifted upwards if only the magnetized adiabatic mode is assumed in the pre-equality plasma. The magnetized CDM-radiation mode tends to reduce the amplitude of the TT power spectra in comparison with the case when the magnetic fields are absent. Since the magnetized adiabatic mode and the CDM-radiation mode are both solutions of the truncated Einstein-Boltzmann hierarchy, also their combination will lead to a viable initial condition. The same reasoning can be applied also in more complicated cases, like the one where, on top of the magnetized adiabatic modes there are two or three non-adiabatic modes. Generally speaking, the relative amplitudes of the different contributions must be gauged in such a way that:

- the acoustic peaks are correctly reproduced in the TT angular power spectrum;
- the anticorrelation peak in the TE spectra is not erased by the addition of the non-adiabatic component;

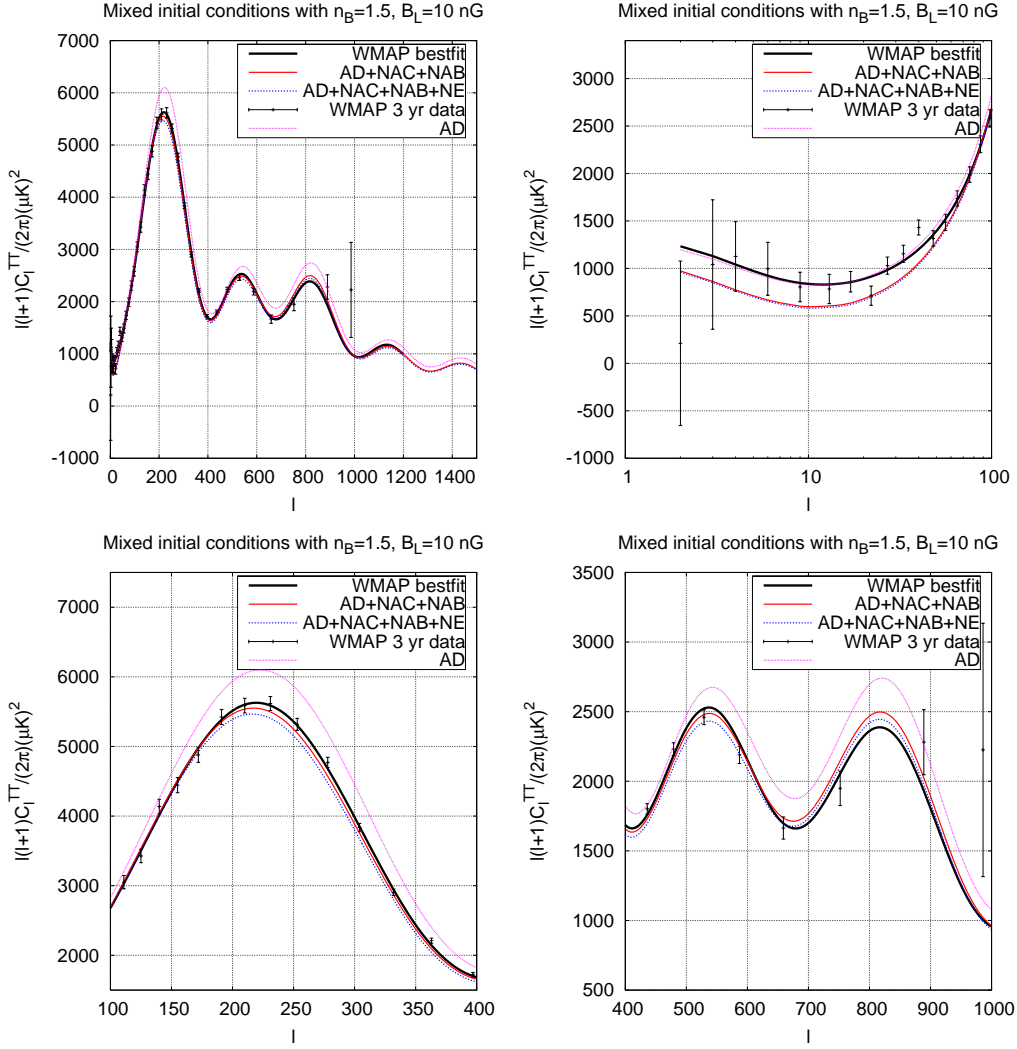


Figure 5: The TT angular power spectra in three different cases: AD (magnetized adiabatic mode), AD + NAC +NAB (mixture of the magnetized adiabatic mode supplemented by the magnetized CDM-radiation and baryon-radiation modes), AD + NAC + NAB +NE (same as in the previous case but with the addition of a neutrino-entropy component). The spectral parameters are fixed as in Eqs. (7.1), (7.2) and (7.3).

- the EE angular power spectra should not be too different, at large multipoles, from the extrapolated three year best fit to the WMAP data alone.

The third requirement can be phrased in terms of any best fit (also including other data sets, e.g. [12, 13] and [14, 15]). This will not change our conclusions since, as far as CMB observables are concerned, different best fits lead to central values that are not crucially different for the present (illustrative) purposes. In Fig. 5 the TT correlations are reported for different sets of initial conditions. In the top-left plot the full range of multipoles is discussed and in the remaining three plots the low, intermediate and large ℓ regions are specifically scrutinized. As the legends specify the full thick line denoted the three year best fit to the WMAP data alone. The cosmological parameters (i.e. ω_{b0} , ω_{c0} , n_s , τ and \mathcal{A}_R) are hence fixed to the values already assumed for the previous plots. The light curve denotes the magnetized adiabatic mode in the case $B_L = 10$ nG and $n_B = 1.5$. Inspection of the plots reported in Fig. 5 suggests that the case labeled by AD (i.e. a single magnetized adiabatic mode) is

incompatible with the experimental data. This (expected) conclusion can be partially evaded if the magnetized adiabatic mode is combined with a mixture of initial conditions. Two different cases will then be considered:

- AD + NAC+NAB denotes the case where, on top of the magnetized adiabatic mode (i.e. AD), the initial conditions include also two other non-adiabatic contributions which are chosen to be the magnetized CDM-radiation (i.e. NAC) and the magnetized baryon-radiation (i.e. NAB) modes derived, respectively, in Eqs. (4.2)–(4.12) and in Eqs. (5.2)–(5.12);
- AD+ NAC+ NAB+ NE denotes the case where, on top of the three contributions mentioned in the previous point there is also a neutrino-entropy mode (i.e. NE) which has been derived in Eqs. (6.3)–(6.12).

In the case AD + NAC + NAB the spectral parameters are fixed, according to the present notations as:

$$\mathcal{A}_S = 0.1\mathcal{A}_R, \quad n_c = 1.5, \quad \mathcal{A}_{\bar{S}} = 0.3\mathcal{A}_R, \quad n_b = 1.5. \quad (7.1)$$

For the case AD+ NAC+NAB+NE, the spectral parameters of the neutrino-entropy mode are fixed as

$$\mathcal{A}_{\bar{S}} = 0.025\mathcal{A}_R, \quad n_\nu = 1.4, \quad (7.2)$$

while the spectral parameters of the other two non-adiabatic modes are chosen as in Eq. (7.1). For both examples summarized in Eqs. (7.1) and (7.2) the remaining spectral parameters are selected as:

$$B_L = 10 \text{ nG}, \quad n_B = 1.5, \quad \mathcal{A}_R = 2.35 \times 10^{-9}, \quad (7.3)$$

The values of the other cosmological parameters is the one suggested by the three year best fit to the WMAP data alone. According to Fig. 5, the excessive increase (and distortion) of the acoustic peaks induced by the bare magnetized adiabatic mode (i.e. AD) is compensated when the initial conditions are of the type AD + NAC + NAB. The NAC contribution, as discussed in Fig. 2 tends to compensate the increase of the peaks while the NAB contribution acts on the phases (see also Fig. 3). As it is clear from the bottom-right plot of Fig. 5 the AD+NAC+NAB combination is even too effective in lowering the peaks. The inclusion of the neutrino-entropy mode moderates this trend by adding extra-power in the acoustic region. This effect arises since the neutrino-entropy mode has a different phase structure in comparison with the non-adiabatic mode of the CDM and baryon sector. From the different ranges of multipoles where the TT power spectra have been computed two opposite remarks seem to emerge:

- on the one hand the mixing of different magnetized modes in the pre-equality initial conditions seems to shade the effect of a (pretty strong) magnetic field;
- on the other hand the reported WMAP error bars also suggest that the different cases can still be distinguished.

In the light of these remarks it is useful to consider the plots reported in Fig. 6 where the TE and EE angular power spectra are illustrated. The sub-dominant non adiabatic components imply that the leading effect in the TE anticorrelation peak is determined by the magnetized adiabatic mode. At the same time the sharp increase of the peaks in the TE and EE spectra (for high multipoles) is partially compensated by the non-adiabatic components. For $\ell > 1000$ the distortions induced by the magnetized adiabatic mode can be reduced but not eliminated.

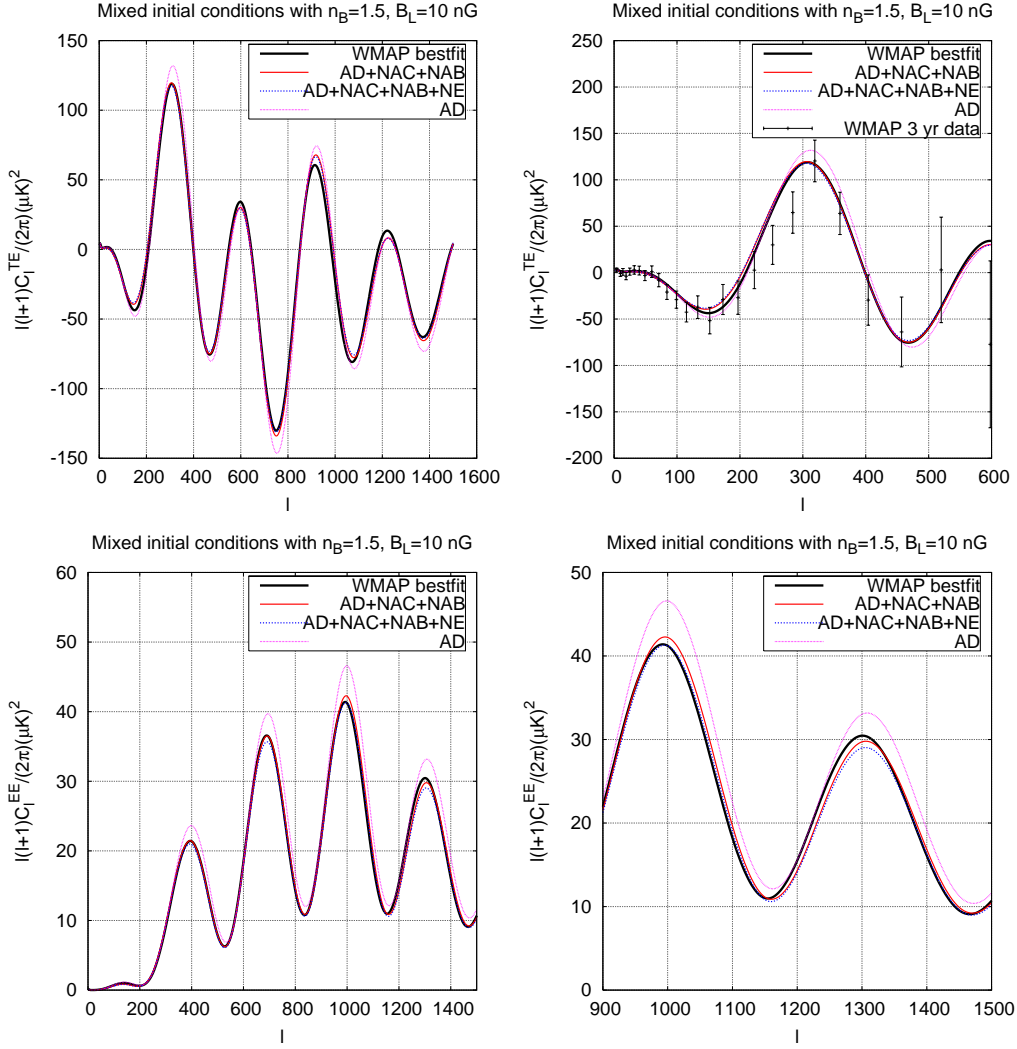


Figure 6: The TE and EE angular power spectra are illustrated for the same mixtures of initial conditions reported in Fig. 5.

The reported examples are, in our opinion, rather effective for motivating the approach pursued in the present research program which is directly linked to the possibilities of achieving accurate determinations of the temperature and polarization observables with the forthcoming Planck explorer mission [9]. A systematic approach in this direction is a necessary step for any quantitative strategy of parameter extraction involving large-scale magnetic fields.

8 Concluding discussion

More than fifty years ago large-scale magnetic fields entered the scene because of the interplay with cosmic ray physics [49]. Today cosmic ray physics is again confronted with the relevance of large-scale magnetic fields to infer more fundamental conclusions on the nature of the observed fluxes of ultra-high energy cosmic rays [50]. In the intervening lapse of time radio-astronomy has established that the largest gravitationally bound systems are all magnetized to various degrees. Still the question remains: where do the observed fields come from?

The standard paradigm used to interpret the cosmological data, i.e. the Λ CDM model, does not

contemplate the presence of a magnetized contribution very much in the same way as, in the pivotal Λ CDM mode tensors are absent. The increase in the quality of astrophysical observations will allow, in the near future, to include further parameters to the basic Λ CDM scenario. In [10] we formulated a plausible extension of the Λ CDM scenario, i.e the magnetized Λ CDM model (m Λ CDM). In the minimal m Λ CDM model the CMB initial conditions are simply dictated by the magnetized adiabatic mode where no entropic modes are allowed. In the present paper the minimal m Λ CDM model has been extended to the case of magnetized initial conditions with entropic components. The spirit of the present investigation is, at once, modest and conservative: we just want to bring the treatment of magnetized CMB anisotropies to the same standards which are typical of the cases where large-scale magnetic fields are absent. The problem with this plan is that specific numerical tool have to be developed. Unlike more standard additions to the Λ CDM paradigm (which are customarily included in the standard codes) large-scale magnetic fields demand dedicated numerical approaches which, so far, did not exist. The proof of this statement is that, before the present analysis, we did not know, for instance, the effects of large-scale magnetic fields on the various non-adiabatic modes contemplated in the standard CMB initial conditions.

In the present paper the initial conditions of magnetized CMB anisotropies have been derived in a generalized perspective. The analysis has been conducted both analytically on the truncated form of the Einstein-Boltzmann hierarchy. The CMB observables have then been numerically computed for each single set of initial conditions to emphasize the relevant shape effects. The addition of the magnetic field is not able to change the sign of the first peak of the TE correlations so that we can safely conclude that a single magnetized non-adiabatic mode is not compatible with the experimental observations. The same sharp statement cannot be made, however, if the initial conditions of the truncated Einstein-Boltzmann hierarchy are given in terms of a superposition of modes where the dominant amplitude is provided by the magnetized adiabatic mode. The examples provided in this paper suggest that a thorough analysis of the TT, TE and EE angular power spectra allow, in principle, to distinguish the signatures of different magnetized initial conditions. In the near future we plan to pursue our program by sharpening those theoretical tools that might allow for a direct observational test of the effects of large-scale magnetic fields on CMB anisotropies. While we are aware of the theoretical challenges associated with this effort, the potential relevance of the whole strategy justifies our endeavors.

Acknowledgments

K. E. Kunze acknowledges the support of the “Ramón y Cajal” program as well as the grants FPA2005-04823, FIS2006-05319 and CSD2007-00042 of the Spanish Science Ministry.

A Truncated Einstein-Boltzmann hierarchies

The evolution equations of the truncated Einstein-Boltzmann hierarchy will be illustrated in the tightly coupled regime which is the relevant one to set initial conditions. For reasons of convenience the language of the synchronous gauge will be adopted. Similar equations discussed either in different gauges or in dedicated gauge-invariant formalisms can be usefully found elsewhere [6, 7, 8]. The synchronous coordinate system is defined from the perturbed form of the metric tensor in terms of two variables denoted, in Fourier space, as $h(k, \tau)$ and $\xi(k, \tau)$:

$$\delta_s g_{ij}(k, \tau) = a^2 \left[\hat{k}_i \hat{k}_j h(k, \tau) + 6 \left(\hat{k}_i \hat{k}_j - \frac{\delta_{ij}}{3} \right) \xi(k, \tau) \right]. \quad (\text{A.1})$$

The bulk velocity of the plasma¹³ θ_b coincides with the velocity of the baryons which are coupled to the electrons through Coulomb scattering. Also the photons are coupled to the baryons because of Thompson scattering. Deep in the radiation-dominated epoch, when the initial conditions of the Boltzmann hierarchy are ideally set, the baryon velocity field θ_b and the photon velocity field (i.e. θ_γ) are very well synchronized because the Thompson rate is much larger, at the corresponding epoch, than the Hubble rate. To zeroth-order in the tight-coupling expansion, therefore, $\theta_\gamma \simeq \theta_b = \theta_{\gamma b}$ where $\theta_{\gamma b}$ denotes the common value of the baryon-photon velocity. At later times, well after equality, the primeval plasma recombine and the baryon velocity will no longer equal the photon velocity. This effect is taken into account in the numerical integration, however, at early time, the zeroth-order in the tight-coupling limit is an excellent approximation and will be the one used to set, consistently the initial conditions of the Einstein-Boltzmann hierarchy. Higher-orders in the tight-coupling expansion can be used also for semi-analytical estimates [6, 7].

In the synchronous gauge the perturbed Einstein equations for the system of magnetized perturbations read [11]:

$$2k^2 \xi - \mathcal{H} h' = 8\pi G a^2 (\delta_s \rho_t + \delta_s \rho_B), \quad (\text{A.2})$$

$$k^2 \xi' = -4\pi G a^2 (p_t + \rho_t) \theta_t, \quad (\text{A.3})$$

$$h'' + 2\mathcal{H} h' - 2k^2 \xi = 24\pi G a^2 (\delta_s p_t + \delta_s p_B), \quad (\text{A.4})$$

$$(h + 6\xi)'' + 2\mathcal{H}(h + 6\xi)' - 2k^2 \xi = 24\pi G a^2 [(p_\nu + \rho_\nu) \sigma_\nu + (p_\gamma + \rho_\gamma) \sigma_B], \quad (\text{A.5})$$

where the following global variables have been defined:

$$(p_t + \rho_t) \theta_t = \sum_a (p_a + \rho_a) \theta_a, \quad \delta_s \rho_t = \sum_a \delta_s \rho_a, \quad \delta_s p_t = \sum_a \delta_s p_a = w_a \delta_s \rho_a. \quad (\text{A.6})$$

The sums appearing in Eq. (A.6) extends over the four species of the plasma (i.e. photons, neutrinos, baryons and CDM particles) and w_a is the barotropic index of each species. Equations (A.2) and (A.3) are, respectively, the Hamiltonian and momentum constraints coming from the (00) and (0i) components of the perturbed Einstein equations. By using the Friedmann-Lemaître equations in the form:

$$3\mathcal{H}^2 = 8\pi G a^2 \rho_t, \quad \mathcal{H}^2 - \mathcal{H}' = 4\pi G a^2 (p_t + \rho_t) \quad (\text{A.7})$$

¹³ Within the notations of the present paper $\theta_X = \vec{\nabla} \cdot \vec{v}_X$ is the divergence of the peculiar velocity of a given species labeled by X . In the text we will simply talk about "velocity field" but it is understood that this terminology denotes the three-divergence of the velocity field.

Eqs. (A.2) and (A.3) can also be written in more explicit terms as

$$2k^2\xi - \mathcal{H}h' = 3\mathcal{H}^2 \left\{ \Omega_R(R_\gamma\delta_\gamma + R_\nu\delta_\nu) + R_\gamma\Omega_R\Omega_B + \Omega_M \left[\left(\frac{\omega_{c0}}{\omega_{M0}} \right) \delta_c + \left(\frac{\omega_{b0}}{\omega_{M0}} \right) \delta_b \right] \right\}, \quad (\text{A.8})$$

$$k^2\xi' = -2\mathcal{H}^2 \left[\Omega_R R_\nu \theta_\nu + \Omega_R R_\gamma (1 + R_b) \theta_{\gamma b} + \frac{3}{4} \Omega_M \left(\frac{\omega_{c0}}{\omega_{M0}} \right) \rho_c \theta_c \right]. \quad (\text{A.9})$$

With analog algebra we will have that Eqs. (A.4) and (A.5) can be recast in the following form:

$$h'' + 2\mathcal{H}h' - 2k^2\xi = 3\mathcal{H}^2\Omega_R(R_\gamma\delta_\gamma + R_\nu\delta_\nu + R_\gamma\Omega_B) \quad (\text{A.10})$$

$$(h + 6\xi)'' + 2\mathcal{H}(h + 6\xi)' - 2k^2\xi = 12\mathcal{H}^2\Omega_R[R_\nu\sigma_\nu + R_\gamma\sigma_B], \quad (\text{A.11})$$

where

$$\Omega_R = \frac{1}{1 + \alpha}, \quad \Omega_M = \frac{\alpha}{\alpha + 1}. \quad (\text{A.12})$$

Note that, in the momentum constraint (i.e. Eq. (A.9)) we assumed already the tight-coupling regime insofar as $\theta_\gamma \simeq \theta_b = \theta_{\gamma b}$. To solve consistently for the initial conditions of the Einstein-Boltzmann hierarchy we have also to specify the evolution equations for the monopoles and the dipoles of the various species. The evolution equations of the monopoles can be written, respectively, as:

$$\delta'_\nu = -\frac{4}{3}\theta_\nu + \frac{2}{3}h', \quad (\text{A.13})$$

$$\delta'_\gamma = -\frac{4}{3}\theta_{\gamma b} + \frac{2}{3}h', \quad (\text{A.14})$$

$$\delta'_b = -\theta_{\gamma b} + \frac{h'}{2}, \quad (\text{A.15})$$

$$\delta'_c = -\theta_c + \frac{h'}{2}. \quad (\text{A.16})$$

The evolution equations for the dipoles are given, instead, as

$$\theta'_\nu = \frac{k^2}{4}\delta_\nu - k^2\sigma_\nu, \quad (\text{A.17})$$

$$\theta'_{\gamma b} + \frac{\mathcal{H}R_b}{R_b + 1}\theta_{\gamma b} = \frac{k^2}{4(1 + R_b)}\delta_\gamma + \frac{k^2}{4(1 + R_b)}(\Omega_B - 4\sigma_B), \quad (\text{A.18})$$

$$\theta_c + \mathcal{H}\theta_c = 0. \quad (\text{A.19})$$

In Eq. (A.17) there appears also σ_ν and, consequently, the corresponding evolution equation is given by:

$$\sigma'_\nu = \frac{4}{15}\theta_\nu - \frac{3}{10}k\mathcal{F}_{\nu 3} - \frac{2}{15}h' - \frac{4}{5}\xi', \quad (\text{A.20})$$

where $\mathcal{F}_{\nu 3}$ is the octupole of the neutrino phase-space distribution.

Recalling that the fluctuation of the total pressure can be expressed as the sum of the adiabatic contribution and the non-adiabatic contribution (see Eq. (1.1)), the generalized evolution equation for the curvature perturbations can be obtained. This equation is used, in Section 2 to get the first iteration of the large-scale solution which will allow to determine the various modes. By taking the difference between Eqs. (A.4) and (A.5) we do get that

$$\xi'' + 2\mathcal{H}\xi' = 4\pi G a^2 [(p_\nu + \rho_\nu)\sigma_\nu + (p_\gamma + \rho_\gamma)\sigma_B - \delta_s p_t - \delta_s p_B]. \quad (\text{A.21})$$

By now summing up Eq. (A.21) and Eq. (A.8) (appropriately multiplied by c_{st}^2) the following equation can be obtained:

$$\begin{aligned} \xi'' + \mathcal{H}(2 + 3c_{\text{st}}^2)\xi' &= \frac{\mathcal{H}}{2}c_{\text{st}}^2(h' + 6\xi') - k^2c_{\text{st}}^2\xi \\ &+ 4\pi Ga^2 \left[(p_\nu + \rho_\nu)\sigma_\nu + (p_\gamma + \rho_\gamma)\sigma_{\text{B}} + \left(c_{\text{st}}^2 - \frac{1}{3}\right)\delta_s\rho_{\text{B}} - \delta_s p_{\text{nad}} \right]. \end{aligned} \quad (\text{A.22})$$

But now recall that the curvature perturbations in the synchronous gauge simply become:

$$\mathcal{R} = \xi + \frac{\mathcal{H}\xi'}{\mathcal{H}^2 - \mathcal{H}'}, \quad \mathcal{R}' = \frac{2}{3} \frac{\rho_{\text{t}}}{\rho_{\text{t}} + p_{\text{t}}} \left[\frac{\xi''}{\mathcal{H}} + (2 + 3c_{\text{st}}^2)\xi' \right], \quad (\text{A.23})$$

where the second relation can be obtained from the first time derivative of \mathcal{R} since, by definition, $c_{\text{st}}^2 = p'_{\text{t}}/\rho'_{\text{t}}$. Finally, combining Eqs. (A.22) and (A.23), we do get the wanted equation, i.e.

$$\begin{aligned} \mathcal{R}' &= -\frac{\mathcal{H}}{p_{\text{t}} + \rho_{\text{t}}} \delta_s p_{\text{nad}} + \frac{\mathcal{H}}{p_{\text{t}} + \rho_{\text{t}}} \left(c_{\text{st}}^2 - \frac{1}{3} \right) \delta_s \rho_{\text{B}} \\ &+ \frac{\mathcal{H}^2(h' + 6\xi')}{8\pi Ga^2(p_{\text{t}} + \rho_{\text{t}})} - \frac{\mathcal{H}k^2c_{\text{st}}^2\xi}{4\pi Ga^2(p_{\text{t}} + \rho_{\text{t}})} + \frac{\mathcal{H}[(p_\nu + \rho_\nu)\sigma_\nu + (p_\gamma + \rho_\gamma)\sigma_{\text{B}}]}{(p_{\text{t}} + \rho_{\text{t}})}. \end{aligned} \quad (\text{A.24})$$

The terms appearing in the second line of Eq. (A.24) are of higher order in k/\mathcal{H} while the terms appearing in the first line are responsible for the leading order solution in the limit $k\tau \ll 1$. Equation (A.24) will be used in Section 2 to obtain the evolution of the various modes in the limit of wavelengths larger than the Hubble radius.

References

- [1] D. N. Spergel *et al.* [WMAP Collaboration], *Astrophys. J. Suppl.* **170**, 377 (2007).
- [2] L. Page *et al.* [WMAP Collaboration], *Astrophys. J. Suppl.* **170**, 335 (2007).
- [3] H. V. Peiris *et al.* [WMAP Collaboration], *Astrophys. J. Suppl.* **148**, 213 (2003).
- [4] D. N. Spergel *et al.* [WMAP Collaboration], *Astrophys. J. Suppl.* **148**, 175 (2003).
- [5] C. L. Bennett *et al.* [WMAP Collaboration], *Astrophys. J. Suppl.* **148**, 1 (2003).
- [6] M. Giovannini, *Phys. Rev. D* **74**, 063002 (2006).
- [7] M. Giovannini, *Class. Quant. Grav.* **23**, 4991 (2006); *Phys. Rev. D* **73**, 101302 (2006).
- [8] M. Giovannini, *PMC Phys. A* **1**, 5 (2007).
- [9] See, for instance, <http://www.rssd.esa.int/index.php?project=PLANCK> for the updated scientific case of the Planck explore mission.
- [10] M. Giovannini and K. Kunze, *A magnetized completion of the Λ CDM paradigm*, arXiv:0712.1977 [astro-ph] (*Phys. Rev. D*, in press).
- [11] M. Giovannini and K. Kunze, *Magnetized CMB observables: a dedicated numerical approach* arXiv:0712.3483 [astro-ph] (*Phys. Rev. D*, in press).
- [12] W. L. Freedman *et al.*, *Astrophys. J.* **553**, 47 (2001); S. Cole *et al.* [The 2dFGRS Collaboration], *Mon. Not. Roy. Astron. Soc.* **362**, 505 (2005);
- [13] D. J. Eisenstein *et al.* [SDSS Collaboration], *Astrophys. J.* **633**, 560 (2005); M. Tegmark *et al.* [SDSS Collaboration], *Astrophys. J.* **606**, 702 (2004).
- [14] P. Astier *et al.* [The SNLS Collaboration], *Astron. Astrophys.* **447**, 31 (2006).
- [15] A. G. Riess *et al.* [Supernova Search Team Collaboration], *Astrophys. J.* **607**, 665 (2004); B. J. Barris *et al.*, *Astrophys. J.* **602**, 571 (2004).
- [16] P. J. E. Peebles and J. T. Yu, *Astrophys. J.* **162**, 815 (1970).
- [17] M. Zaldarriaga and D. D. Harari, *Phys. Rev. D* **52**, 3276 (1995).
- [18] H. Jorgensen, E. Kotok, P. Naselsky, and I. Novikov, *Astron. Astrophys.* **294**, 639 (1995).
- [19] U. Seljak, *Astrophys. J.* **435**, L87 (1994).
- [20] H. Kurki-Suonio, V. Muhonen and J. Valiviita, *Phys. Rev. D* **71**, 063005 (2005).
- [21] R. Keskitalo, H. Kurki-Suonio, V. Muhonen and J. Valiviita, *JCAP* **0709**, 008 (2007).
- [22] U. Seljak and M. Zaldarriaga, *Astrophys. J.* **469**, 437 (1996).
- [23] M. Zaldarriaga, D. N. Spergel and U. Seljak, *Astrophys. J.* **488**, 1 (1997).

- [24] E. Bertschinger, *COSMICS: Cosmological Initial Conditions and Microwave Anisotropy Codes* arXiv:astro-ph/9506070.
- [25] C. P. Ma and E. Bertschinger, *Astrophys. J.* **455**, 7 (1995)
- [26] H. Kodama and M. Sasaki, *Prog. Theor. Phys. Suppl.* **78**, 1 (1984).
- [27] J. Hwang, *Astrophys. J.* **375**, 443 (1990).
- [28] J. c. Hwang and H. Noh, *Phys. Rev. D* **64**, 103509 (2001).
- [29] M. Giovannini, *Phys. Lett. B* **622**, 349 (2005).
- [30] M. Giovannini, *Class. Quant. Grav.* **22**, 5243 (2005).
- [31] P. J. E. Peebles, *Astrophys. J.* **510**, 523 (1999); *ibid.* **510**, 531 (1999).
- [32] M. Bucher, K. Moodley and N. Turok, *Phys. Rev. D* **62**, 083508 (2000).
- [33] A. Challinor and A. Lasenby, *Astrophys. J.* **513**, 1 (1999).
- [34] K. Enqvist, H. Kurki-Suonio and J. Valiviita, *Phys. Rev. D* **62**, 103003 (2000).
- [35] K. Enqvist, H. Kurki-Suonio and J. Valiviita, *Phys. Rev. D* **65**, 043002 (2002).
- [36] J. Valiviita and V. Muhonen, *Phys. Rev. Lett.* **91**, 131302 (2003).
- [37] E. Battaner and E. Florido, *Fund. Cosmic Phys.* **21**, 1 (2000).
- [38] M. Giovannini, *Int. J. Mod. Phys. D* **13**, 391 (2004).
- [39] J. D. Barrow, R. Maartens and C. G. Tsagas, *Phys. Rept.* **449**, 131 (2007).
- [40] K. Subramanian, *Astron.Nachr.* **327**, 399 (2006).
- [41] M. Giovannini, *Class. Quant. Grav.* **23**, R1 (2006).
- [42] C. Tsagas, R. Maartens, *Phys. Rev. D* **61**, 083519 (2000).
- [43] C. Tsagas and J. D. Barrow, *Class. Quant. Grav.* **15**, 3523 (1998).
- [44] J. Barrow, K. Subramanian, *Phys. Rev. Lett.* **81**, 3575 (1998); J. Barrow, K. Subramanian, *Phys. Rev. D* **58**, 83502 (1998).
- [45] A. Mack, T. Kahniashvili, A. Kosowsky, *Phys. Rev. D* **65**, 123004 (2002); T. Kahniashvili, B. Ratra, *Phys. Rev. D* **71**, 103006 (2005).
- [46] W. Press and E. Vishniac, *Astrophys. J.* **239**, 1 (1980); *Astrophys. J.* **236**, 323 (1980).
- [47] J. M. Bardeen, *Phys. Rev. D* **22**, 1882 (1980).
- [48] M. Giovannini, *Phys. Rev. D* **76**, 103508 (2007).
- [49] E. Fermi, *Phys. Rev.* **75**, 1169 (1949); H. Alfvén, *Phys. Rev.* **75**, 1732 (1949).
- [50] J. Abraham *et al.* [Pierre Auger Collaboration], *Science* **318**, 938 (2007); M. Aglietta *et al.* [Pierre Auger Collaboration], *Astropart. Phys.* **27**, 244 (2007).