

The Intergalactic Propagation of Ultra-High Energy Cosmic Ray Nuclei: an Analytic Approach

Dan Hooper¹, Subir Sarkar² and Andrew M. Taylor³

¹*Theoretical Astrophysics Group, Fermilab, Batavia, IL 60510, USA*

²*Rudolf Peierls Centre for Theoretical Physics, University of Oxford, 1 Keble Road, Oxford OX1 3NP, UK*

³*Max-Planck-Institut für Kernphysik, Postfach 103980, D-69029, Heidelberg, Germany*

(Dated: November 3, 2018)

It is likely that ultra-high energy cosmic rays contain a significant component of heavy or intermediate mass nuclei. The propagation of ultra-high energy nuclei through cosmic radiation backgrounds is more complicated than that of protons and its study has required the use of Monte Carlo techniques. We present an analytic method for calculating the spectrum and the composition at Earth of ultra-high energy cosmic rays which start out as heavy nuclei from their extragalactic sources. The results obtained are in good agreement with those obtained using numerical methods.

I. INTRODUCTION

Recent observations by the High Resolution Fly's Eye [1] and the Pierre Auger Observatory (PAO) [2] have established that at energies above $\sim 6 \times 10^{19}$ eV, the spectrum of ultra-high energy cosmic rays (UHECR) is suppressed significantly below the power law form that holds at lower energies. At such high energies, protons are expected to interact catastrophically with photons in the cosmic microwave background (CMB) with an attenuation length of $\mathcal{O}(100)$ Mpc – the Greisen-Zatsepin-Kuzmin (GZK) ‘horizon’ [3, 4, 5]. However the observed attenuation does not necessarily imply that the UHECR are protons since heavy nuclei too will lose energy through photodisintegration by photons of the cosmic infrared background (CIB) with a similar energy loss length [6, 7].

The possibility that UHECRs contain a substantial fraction of heavy or intermediate mass nuclei is interesting to consider for two reasons. Firstly, recent measurements of UHECR shower profiles at the PAO [8] reveal a gradual decrease in the the average depth of shower maximum above $\sim 2 \times 10^{18}$ eV, indicating increasing dominance by heavy nuclei at the highest energies. Secondly, the maximum energy to which cosmic rays can be accelerated in their sources is proportional to their electric charge, making it less challenging for plausible astrophysical accelerators to produce heavy nuclei at the highest observed energies [9].

Recently, the PAO collaboration has also found a correlation between the arrival directions of UHECRs with energies greater than 6×10^{19} eV and nearby active galactic nuclei within ~ 75 Mpc [10]. This does suggest that most of these particles are not deflected by galactic or extragalactic magnetic fields by more than a few degrees. As cosmic ray nuclei have higher electric charge than protons and consequently suffer bigger deflections by magnetic fields, it is tempting to use this observation to argue in favor of a proton-dominated UHECR spectrum. UHECR nuclei can however be significantly disintegrated during propagation, leading to a population of lighter particles observed at Earth, thus reducing the impact of magnetic fields (especially in the Galaxy) on UHECR deflection. Furthermore, there are considerable uncertainties in the magnitude and structure of galactic and extragalactic magnetic fields. Hence it is still pertinent to consider the possibility that the primary cosmic rays are heavy or intermediate mass nuclei and study their propagation through radiation backgrounds, in order to quantify the expected composition and spectrum at Earth.

After a long hiatus, there has been quite a bit of work in the past decade on the propagation of UHECR nuclei [11, 12, 13, 14, 15, 16, 17, 18, 19, 20, 21, 22, 23, 24, 25, 26, 27] but we propose here a different approach to the problem. While the complex process of the photodisintegration of UHECR nuclei into lighter nuclei and nucleons has so far been addressed using Monte Carlo techniques, we develop an *analytic* description of this phenomenon. Our primary motivation is to reduce the computation time needed to calculate the observed UHECR spectrum and composition for a given injected spectrum, composition and cosmic ray source distribution.

The rest of this article is organized as follows. In Sec. II, we outline the coupled differential equations governing the population of nuclear species during the photodisintegration process and find an analytic solution through physically justified simplifying assumptions. In Sec. III we apply this to a cascade initiated by ultra-high energy iron nuclei, obtaining expressions for the spatial distribution of each of the species populated in the cascade. In Sec. IV, we compare the results of our analytic approach to those obtained using Monte Carlo methods and demonstrate their close agreement. In Sec. V we present our conclusions.

II. THE ANALYTIC FORMULATION

As UHECR nuclei propagate through intergalactic space, they interact with cosmic radiation backgrounds, fragmenting into lighter nuclei and nucleons at a rate:

$$R_{A,Z,i_p,i_n} = \frac{A^2 m_p^2 c^4}{2E^2} \int_0^\infty \frac{d\epsilon n(\epsilon)}{\epsilon^2} \int_0^{2E\epsilon/A m_p c^2} d\epsilon' \epsilon' \sigma_{A,Z,i_p,i_n}(\epsilon'), \quad (1)$$

where A and Z are the atomic number and charge of the nucleus, i_p and i_n are the numbers of protons and neutrons broken off from a nucleus in the interaction, $n(\epsilon)$ is the density of background photons of energy ϵ , and $\sigma_{A,Z,i_p,i_n}(\epsilon')$ is the appropriate cross section (see Appendix A).

An exact analytic treatment of the propagation of UHECR nuclei would need to take into account all of the many possible decay chains (*i.e.* all values of i_p and i_n for each nuclear species), as we have done previously using a Monte Carlo technique [16, 23, 26]. The resulting differential equations are non-trivial to solve, and there would be no significant computational advantage over the Monte Carlo approach. Denoting the number of nuclei with atomic number A by N_A , the differential equation describing the population of this state is given by:

$$\frac{dN_A}{dL} + \frac{N_A}{l_{A \rightarrow A-1}} + \frac{N_A}{l_{A \rightarrow A-2}} + \dots = \frac{N_{A+1}}{l_{A+1 \rightarrow A}} + \frac{N_{A+2}}{l_{A+2 \rightarrow A}} + \dots, \quad (2)$$

where L is the distance traveled and $l_{i \rightarrow j}$ is the interaction length for the state i to disintegrate into state j (For a description of how the interaction lengths, $l_{i \rightarrow j}$, are calculated, see Appendix A). To begin with, we consider the simplified case in which only single nucleon loss processes occur. This reduces the number of states in the system dramatically, along with the number of possible transitions. Eq. (2) then simplifies to:

$$\frac{dN_A}{dL} + \frac{N_A}{l_A} = \frac{N_{A+1}}{l_{A+1}}, \quad (3)$$

where a slight change of notation has been introduced — what was written earlier as $l_{A \rightarrow A-1}$ is now denoted simply as l_A (since a particle in state $A+1$ may decay only into state A in our simple model).

The solution to this set of coupled differential equations, constrained by the initial conditions $N_n(L=0) \neq 0$ and $N_A(L=0) = 0$ (for $A \neq n$), is given by (see Appendix B):

$$\frac{N_A(L)}{N_n(0)} = \sum_{m=A}^n l_A l_m^{n-A-1} \exp\left(-\frac{L}{l_m}\right) \prod_{p=A(\neq m)}^n \frac{1}{l_m - l_p}, \quad (4)$$

where the interaction lengths, l_A , denote those for single nucleon loss ($A \rightarrow A-1$).

The degree of agreement of this result with that obtained by Monte Carlo can be improved greatly by redefining l_A in terms of an effective interaction length:

$$L_A = \left(\sum_{n=1}^{A-1} \frac{n}{l_{A \rightarrow A-n}} \right)^{-1}, \quad (5)$$

which accounts for multi-nucleon loss processes as well.

From Eq. (4), the average number of various nuclear species can be obtained as a function of the distance travelled by the parent cosmic ray. At the high energies of interest, we can sensibly ignore energy losses due to pair creation (negligible relative to photodisintegration) and the cosmological redshift (negligible for the nearby sources which dominate). Hence we can simply relate the energy of the nuclei to the energy E_n of their parent particle (of mass number n): $E_A = E_n(A/n)$. From now on we will denote the initial particle energy simply as E so the fraction of particles in state A with energy $E_A (= EA/n)$ after the parent particle (of mass number n) has propagated a distance L , is given by

$$\frac{N_A(L, E_A)}{N_n(0, E)} = \sum_{m=A}^n L_A(E_A) L_m(E_m)^{n-A-1} \exp\left(-\frac{L}{L_m(E_m)}\right) \prod_{p=A(\neq m)}^n \frac{1}{L_m(E_m) - L_p(E_p)}. \quad (6)$$

An analogous equation has been used to describe near-threshold pion production by ultra-high energy protons propagating through the cosmic microwave background (CMB) [28].

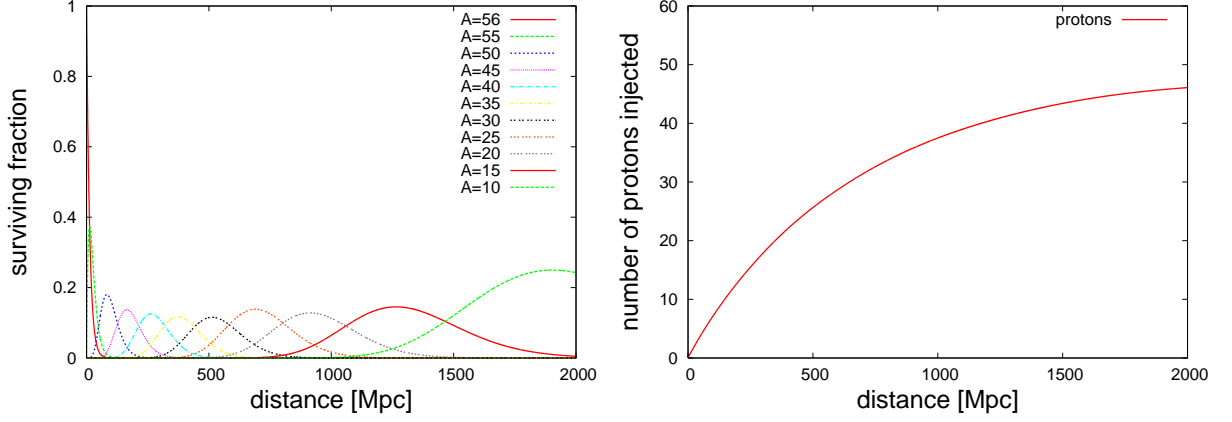


FIG. 1: The average surviving fraction of various nuclei (left panel) and the average number of nucleons disassociated from each primary nucleus (right panel) as a function of the distance propagated from an extragalactic source of 10^{20} eV iron nuclei.

III. THE NUMBER AND SPATIAL DISTRIBUTION OF SECONDARY NUCLEI AND PROTONS

In each photodisintegration interaction, a proton is produced (neutrons are produced too but decay quickly into protons). The differential equation governing the population of these protons, denoted by N_1 , is:

$$\frac{dN_1(E)}{dL} = \frac{N_n(L, E_n)}{L_n(E_n)} + \frac{N_{n-1}(L, E_{n-1})}{L_{n-1}(E_{n-1})} + \dots \frac{N_2(L, E_2)}{L_2(E_2)}, \quad (7)$$

where $E = E_n/n$. Note that all protons produced during a cascade initiated by a primary cosmic ray of mass number n with energy E have an energy E/A_n . Their energy distribution is however subsequently altered through interactions with the cosmic background photons.

Integrating Eq. (7) over L , we obtain an expression for N_1 , at distance L' and energy $E_1 (= E/A_n)$:

$$N_1(L', E_1) = \int_0^{L'} dL \sum_{m=2}^n \frac{N_m(L, E_m)}{L_m(E_m)}. \quad (8)$$

From this expression it is clear that over sufficiently large distances, each of the different species contributes equally to the proton injection spectrum, providing n protons in total. Following from Eq. (4), the distribution of each species at a given distance and energy is given by:

$$\frac{N_q(L, E_q)}{N_n(0, E)} = \sum_{m=q}^n L_q(E_q) L_m(E_m)^{n-q-1} \exp\left(\frac{-L}{L_m(E_m)}\right) \prod_{p=q(\neq m)}^n \frac{1}{L_m(E_m) - L_p(E_p)}, \quad (9)$$

where $E_m = E(A_m/A_n)$ and $E_p = E(A_p/A_n)$.

As an illustration we apply this to the specific case of 10^{20} eV iron nuclei, adopting the same CIB spectrum as in our previous work [16]. The surviving fraction of various nuclear species as a function of distance from the source is shown in the left frame of Fig. 1, while the right frame shows the average number of nucleons broken off the injected nuclei. From such distribution functions, the average composition of cosmic rays arriving at Earth from any set of sources with a specified spatial distribution and energy spectrum can easily be derived.

Focussing now on the distribution of all particles with a given energy, E , the distribution of such particles is just the sum of the terms in Eq. (9) over all species (requiring different energy parent nuclei at source):

$$\frac{dN_{\text{all}}(L, E)}{dL} = \sum_{q=l}^n \frac{N_q(L, E_q)}{N_n(0, E_n)}, \quad (10)$$

where now $E_q = E(A_n/A_q)$ (note the inversion).

If the particles are injected over a range of distances L , from 0 to L_{max} , with a distribution described by the normalized function $d(L)$, then the number of a particular species, q , at an energy, E , is given by:

$$N_q(E_q) = \int_0^{L_{\text{max}}} dL \frac{N_q(L, E_q)}{N_n(0, E_n)} d(L). \quad (11)$$

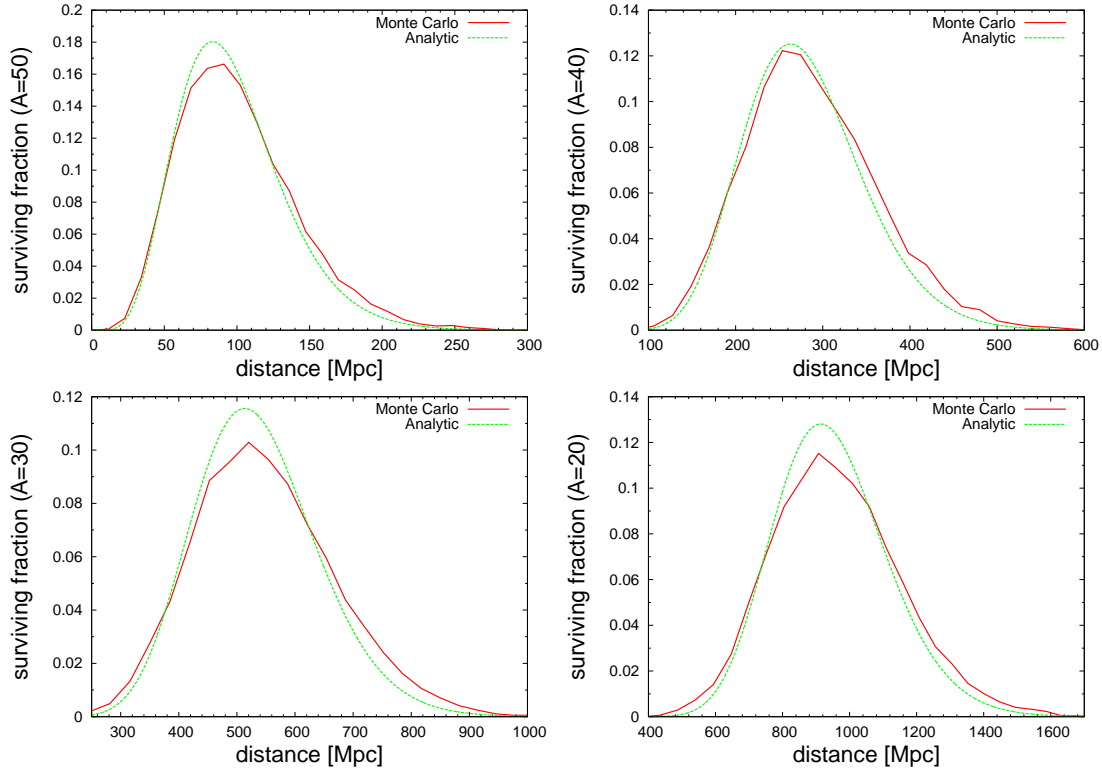


FIG. 2: The fraction of particles which start out as 10^{20} eV iron nuclei in representative states ($A=50, 40, 30$, and 20) as a function of the distance propagated, calculated using both analytic and Monte Carlo techniques.

If particles are injected with a differential energy spectrum $dN/dE \propto E^{-\alpha}$, the total number of all particles with energy E_q is just

$$N_{\text{tot}}(E_q) = \sum_{q=l}^n \frac{dN}{dE} N_q(E_q) = \sum_{q=l}^n \left(\frac{A_n}{A_q} \right)^{1-\alpha} N_q(E), \quad (12)$$

where l is the lightest species considered in the cascade.

IV. COMPARISON OF THE ANALYTIC SOLUTION WITH MONTE CARLO RESULTS

With a knowledge of the effective interaction lengths of each state, $L_A(E)$, the population of any species of interest after propagating over a specified distance can be determined following Eq. (6). We will now compare the results of this approach with those from the Monte Carlo calculation described in our previous work [16].

In Fig. 2, we show the population of five representative nuclear species, as a function of distance from the source, as calculated using both analytic and Monte Carlo techniques. We find excellent agreement, especially for heavier nuclear species. The small degree of disagreement for lighter nuclei seen in Fig. 2 is the result of multi-nucleon loss processes, the effect of which is most significant over long decay chains.

We continue the comparison of the analytic and Monte Carlo methods in Fig. 3, where we plot the number of protons produced through photodisintegration as a function of the distance propagated. The results from the two methods are virtually indistinguishable.

We can also use our analytic method to calculate the average composition of the UHECR spectrum after propagation. The average mass number, $\langle A \rangle$, of the particles arriving with energy, E , is given by,

$$\langle A(E_q) \rangle = \frac{\sum_{q=1}^n A_q N_q(E_q)}{N_{\text{tot}}(E_q)}. \quad (13)$$

Integrating the spatial distribution function over a given set of cosmic ray sources, the total number of each species in the cosmic ray spectrum can be obtained. A calculation of the number of proton secondaries from photodisintegra-

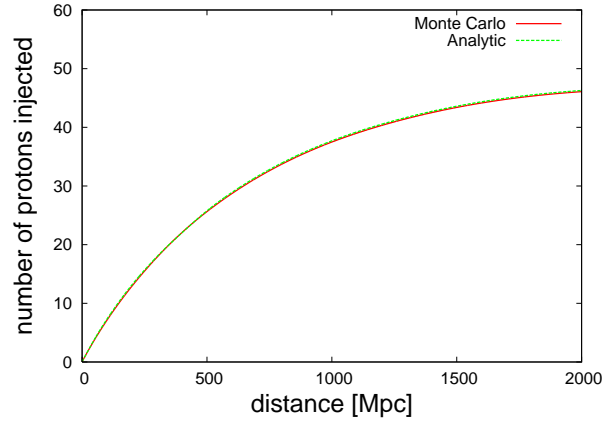


FIG. 3: The number of protons produced through the photodisintegration of 10^{20} eV iron nuclei, as a function of the distance propagated, calculated using both analytic and Monte Carlo techniques.

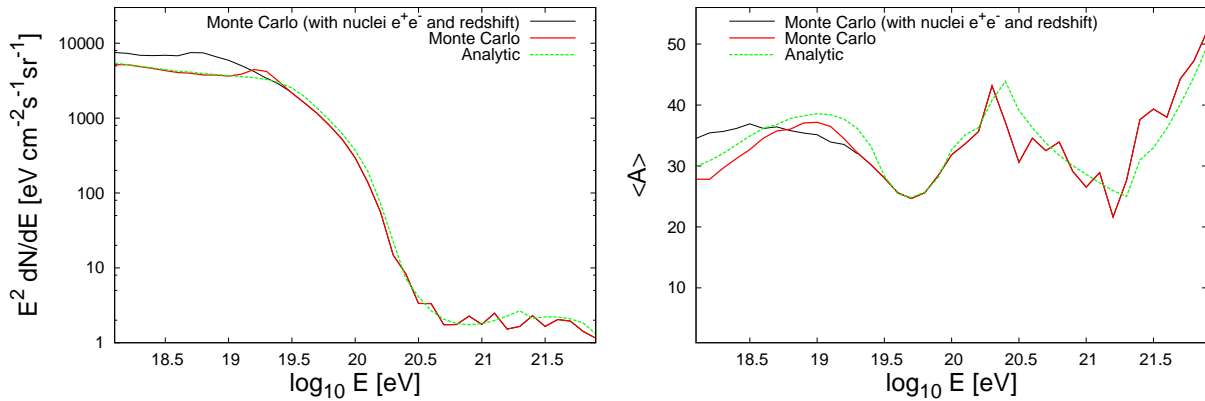


FIG. 4: The ultra-high energy cosmic ray spectrum (left) and average composition (right) calculated using both analytic and Monte Carlo techniques, for the case of iron nuclei injected by homogeneously distributed sources with $dN/dE \propto E^{-2}$ up to a maximum energy of 10^{22} eV. The black curves show the MC results with pair creation losses and redshift effects included.

tion processes which arrive at Earth is slightly more involved, and requires consideration of both the production of secondary protons through photodisintegration and their subsequent pair creation and pion production energy losses on cosmic photon backgrounds. We can estimate the required quantity for protons:

$$N_1(E_1) = \int_0^{L_p(E_1)} dL' N_1(L', E_1), \quad (14)$$

where L_p is the energy loss length for protons.

In Fig. 4, we compare the spectrum and composition after propagation found using both our analytic technique and the Monte Carlo programme, for the case of iron nuclei injected by a homogeneous distribution of sources with a spectrum $dN/dE \propto E^{-2}$ up to a maximum energy of 10^{22} eV. Due to the energy range of interest in these plots, only sources up to a redshift $z=1$ were considered. The agreement between the two techniques is rather good — the analytic method captures all of the essential features in the results from the Monte Carlo (in which pair creation losses and redshift effects were also included).¹ It is seen that the simplifying approximations made in our analytic approach, namely neglecting pair creation and redshift energy losses, are quite appropriate for energies above $\sim 10^{19}$ eV.

¹ The decrease in $\langle A \rangle$ between $10^{20.3}$ and $10^{21.2}$ eV can be understood as follows. Since the Fe nuclei are injected to a maximum energy of 10^{22} eV, the protons produced by photo-disintegration have a maximum energy 56 times smaller, *i.e.* $10^{20.25}$ eV. Above this energy, only heavier particles may contribute. As shown in Fig.6 of our previous paper [23], at $10^{20.3}$ eV the interaction lengths of low mass nuclei have decreased to a minimum already while the interaction lengths of high mass nuclei have just started decreasing. Hence as the energy is increased even further, the contribution of the heavier nuclei to the arriving flux decreases, hence so does $\langle A \rangle$.

V. CONCLUSION

We have presented an analytic method to compute the UHECR energy spectrum and chemical composition at Earth resulting from the propagation through cosmic radiation backgrounds of heavy nuclei injected by extragalactic sources. This reduces dramatically the computation time compared to the usually used Monte Carlo programme and provides insight into the physical reasons for the results obtained. These results can be confronted with the observational data, to enable the identity of the primary particles to be established.

Acknowledgments

DH is supported by the Fermi Research Alliance, LLC under Contract No. DE-AC02-07CH11359 with the US Department of Energy. SS acknowledges a STFC Senior Fellowship (PPA/C506205/1) and the EU network ‘UniverseNet’ (MRTN-CT-2006-035863). AT acknowledges a research stipendium.

APPENDIX A: INTERACTION LENGTHS

To carry out the calculations described, first the interaction lengths for the photodisintegration of nuclei need to be calculated. These are given by:

$$\frac{1}{l_{A \rightarrow A-i}} = \frac{A^2 m_p^2 c^4}{2E^2} \int_0^\infty \frac{d\epsilon n(\epsilon)}{\epsilon^2} \int_0^{2E\epsilon/Am_p c^2} d\epsilon' \epsilon' \sigma_{A,i}(\epsilon'), \quad (\text{A1})$$

where A is the atomic number of the nucleus, i is the number of nucleons broken off from a nucleus in the interaction, $n(\epsilon)$ is the differential number density of background photons of energy ϵ , and $\sigma_{A,i}(\epsilon')$ is the appropriate cross section. We model the photodisintegration cross sections with the parameterization of Refs. [6, 7, 13]:

$$\sigma_{A,i}(\epsilon) = \begin{cases} \xi_i \Sigma_d W_i^{-1} e^{-2(\epsilon - \epsilon_{p,i})^2 / \Delta_i^2} \Theta_+(\epsilon_{\text{thr}}) \Theta_-(\epsilon_1), & \epsilon_{\text{thr}} \leq \epsilon \leq \epsilon_1, \quad i = 1, 2 \\ \zeta \Sigma_d \Theta_+(\epsilon_1) \Theta_-(\epsilon_{\text{max}}) / (\epsilon_{\text{max}} - \epsilon_1), & \epsilon_1 < \epsilon \leq \epsilon_{\text{max}} \\ 0, & \epsilon > \epsilon_{\text{max}} \end{cases} \quad (\text{A2})$$

where ξ_i , ζ , $\epsilon_{p,i}$ and Δ_i are parameters whose values are obtained by fitting to nuclear data and the integrated cross-section is

$$\Sigma_d \equiv \int_0^\infty \sigma(\epsilon) d\epsilon = 2\pi^2 \frac{e^2}{4\pi\epsilon_0} \frac{\hbar c}{m_p c^2} \frac{(A-Z)Z}{A} = 60 \frac{(A-Z)Z}{A} \text{mb-MeV}, \quad (\text{A3})$$

with Z being the charge of the nucleus. The function W_i is given by:

$$W_i = \Delta_i \sqrt{\frac{\pi}{8}} \left[\text{erf}\left(\frac{\epsilon_{\text{max}} - \epsilon_{p,i}}{\Delta_i/\sqrt{2}}\right) + \text{erf}\left(\frac{\epsilon_{p,i} - \epsilon_1}{\Delta_i/\sqrt{2}}\right) \right]. \quad (\text{A4})$$

Here, $\Theta_+(x)$ and $\Theta_-(x)$ are the Heaviside step functions, $\epsilon_1 = 30$ MeV, $\epsilon_{\text{max}} = 150$ MeV, and the threshold energy for a given process is in most cases is $\epsilon_{\text{thr}} \approx i \times 10$ MeV (values are tabulated in Ref. [13]). These cross sections are dominated by the giant dipole resonance which peaks in the energy range $\sim 10 - 30$ MeV; at higher energies, quasi-deuteron emission is the main process.

Nuclei with $A = 5 - 9$ are very unstable and quickly decay to helium and lighter elements. We approximate this behaviour by setting $l_{A \rightarrow 4} = 0$ for $A = 5 - 9$.

APPENDIX B: DEVELOPMENT OF A SOLUTION

Consider the differential equation,

$$\frac{dN_A}{dl} + \frac{N_A}{l_A} = \frac{N_{A+1}}{l_{A+1}}. \quad (\text{B1})$$

This may be written as,

$$\exp\left(-\frac{l}{l_A}\right) \frac{d}{dl} \exp\left(\frac{l}{l_A} N_A\right) = \frac{N_{A+1}}{l_{A+1}}, \quad (\text{B2})$$

so that

$$N_l = \exp\left(-\frac{l}{l_A}\right) \int dl \exp\left(\frac{l}{l_A}\right) \frac{N_{A+1}}{l_{A+1}}, \quad (\text{B3})$$

with the initial conditions of the system being, $N_n(L=0) \neq 0$ and $N_A(L=0) = 0$ (for $A \neq n$).

Let us assume that the solution is:

$$\frac{N_A(l)}{N_n(0)} = \sum_{m=A}^n l_A l_m^{n-A-1} \exp\left(-\frac{l}{l_m}\right) \prod_{p=A(\neq m)}^n \frac{1}{l_m - l_p}, \quad (\text{B4})$$

where n is the initial state the particles are in. The following will be a ‘proof by induction’.

If the above is true for A , then it is true also for $A+1$:

$$\frac{N_{A+1}(l)}{N_n(0)} = \sum_{m=A+1}^n l_{A+1} l_m^{n-A-2} \exp\left(-\frac{l}{l_m}\right) \prod_{p=A+1(\neq m)}^n \frac{1}{l_m - l_p}, \quad (\text{B5})$$

which using Eq. (B3) gives

$$\begin{aligned} \frac{N_A(l)}{N_n(0)} &= \exp\left(-\frac{l}{l_A}\right) \int dl \exp\left(\frac{l}{l_A}\right) \sum_{m=A+1}^n l_m^{n-A-2} \exp\left(-\frac{l}{l_m}\right) \prod_{p=A+1(\neq m)}^n \frac{1}{l_m - l_p} \\ &= \sum_{m=A+1}^n l_m^{n-A-2} \left[\left(\frac{1}{l_A} - \frac{1}{l_m} \right)^{-1} \exp\left(-\frac{l}{l_m}\right) \right] \prod_{p=A+1(\neq m)}^n \frac{1}{l_m - l_p} - c \exp\left(-\frac{l}{l_A}\right) \\ &= \sum_{m=A+1}^n l_A l_m^{n-A-1} \exp\left(-\frac{l}{l_m}\right) \prod_{p=A(\neq m)}^n \frac{1}{l_m - l_p} - c \exp\left(-\frac{l}{l_A}\right), \end{aligned} \quad (\text{B6})$$

Applying the boundary condition $N_A(L=0) = 0$, we get

$$c = \sum_{m=A+1}^n l_A l_m^{n-A-1} \prod_{p=A(\neq m)}^n \frac{1}{l_m - l_p}. \quad (\text{B7})$$

For Eq. (B4) and Eq. (B6) to be equivalent, it is necessary that,

$$\sum_{m=A}^n l_A l_m^{n-A-1} \prod_{p=A(\neq m)}^n \frac{1}{l_m - l_p} = 0 \quad (\text{B8})$$

This final expression may be recognised as an expression of the ‘Vandermond determinant’ with the final column repeated. Since this is indeed true, our assumed solution B4 must also be correct.

-
- [1] R. Abbasi *et al.* [HiRes Collaboration], Phys. Rev. Lett. **100**, 101101 (2008).
 - [2] M. Roth [Pierre Auger Collaboration], arXiv:0706.2096 [astro-ph]; L. Perrone [Pierre Auger Collaboration], arXiv:0706.2643 [astro-ph]; P. Facal San Luis [Pierre Auger Collaboration], arXiv:0706.4322 [astro-ph].
 - [3] K. Greisen, Phys. Rev. Lett. **16**, 748 (1966).
 - [4] G. T. Zatsepin and V. A. Kuzmin, JETP Lett. **4**, 78 (1966).
 - [5] F. W. Stecker, Phys. Rev. Lett. **21**, 1016 (1968).
 - [6] F. W. Stecker, Phys. Rev. **180**, 1264 (1969).
 - [7] J. L. Puget, F. W. Stecker and J. H. Bredekamp, Astrophys. J. **205**, 638 (1976).
 - [8] M. Unger *et al.* [Pierre Auger Collaboration], arXiv:0706.1495 [astro-ph].

- [9] A. M. Hillas, *Ann. Rev. Astron. Astrophys.* **22**, 425 (1984).
- [10] J. Abraham *et al.* [Pierre Auger Collaboration], *Science* **318**, 938 (2007).
- [11] L. A. Anchordoqui, M. T. Dova, L. N. Epele and J. D. Swain, *Phys. Rev. D* **57**, 7103 (1998).
- [12] L. N. Epele and E. Roulet, *JHEP* **9810**, 009 (1998).
- [13] F. W. Stecker and M. H. Salamon, *Astrophys. J.* **512**, 521 (1999).
- [14] G. Bertone, C. Isola, M. Lemoine and G. Sigl, *Phys. Rev. D* **66**, 103003 (2002).
- [15] T. Yamamoto, K. Mase, M. Takeda, N. Sakaki and M. Teshima, *Astropart. Phys.* **20**, 405 (2004).
- [16] D. Hooper, A. Taylor and S. Sarkar, *Astropart. Phys.* **23**, 11 (2005).
- [17] M. Ave, N. Busca, A. V. Olinto, A. A. Watson and T. Yamamoto, *Astropart. Phys.* **23**, 19 (2005).
- [18] E. Khan *et al.*, *Astropart. Phys.* **23**, 191 (2005).
- [19] E. Armengaud, G. Sigl and F. Miniati, *Phys. Rev. D* **72**, 043009 (2005).
- [20] D. Allard, E. Parizot, E. Khan, S. Goriely and A. V. Olinto, *Astron. Astrophys.* **443**, L29 (2005).
- [21] G. Sigl and E. Armengaud, *JCAP* **0510**, 016 (2005).
- [22] D. Allard, E. Parizot and A. V. Olinto, *Astropart. Phys.* **27**, 61 (2007).
- [23] D. Hooper, S. Sarkar and A. M. Taylor, *Astropart. Phys.* **27**, 199 (2007).
- [24] D. Harari, S. Mollerach and E. Roulet, *JCAP* **0611**, 012 (2006).
- [25] D. Allard, A. V. Olinto and E. Parizot, *arXiv:astro-ph/0703633*.
- [26] L. A. Anchordoqui, H. Goldberg, D. Hooper, S. Sarkar and A. M. Taylor, *Phys. Rev. D* **76**, 123008 (2007).
- [27] K. Arisaka, G. B. Gelmini, M. Healy, O. Kalashev and J. Lee, *JCAP* **0712**, 002 (2007).
- [28] F. A. Aharonian, B. L. Kanevskii and V. V. Vardanian, *Astrophys. Space Sci.* **167**, 93 (1990).

