

# The Investigation of the Isospin Effects and Nuclear Symmetry Energy In reaction on Enriched Tin Isotopes.

A.S.Danagulyan<sup>1</sup>, A.R.Balabekyan<sup>1</sup>, H.Hovhannisyan<sup>1</sup>, N.A.Demekhina<sup>2</sup>,  
I.Adam<sup>4</sup>, V.G.Kalinnikov<sup>3</sup>, M.I.Krivopustov<sup>3</sup>, V.M.Cupo-Sitnikov<sup>3</sup>,

<sup>1</sup>Yeravan State University, Armenia;

<sup>2</sup>Yerevan Phys.Institute, Armenia;

<sup>3</sup>JINR,Dubna, Russia;

<sup>4</sup>The Institute of Nuclear Physics, Czech Republic

## ABSTRACT

Isospin effects in  $^{12}\text{C}$  ion induced reactions on enriched tin isotopes are investigated. The isoscaling parameter  $B$  is determined for different mass regions of product nuclei. Isospin effect is also discussed for deuterons and protons with different initial energies. It is shown that the isoscaling parameter is sensitive to the formation mechanism of products, and increase as the difference in the asymmetry is increasing. The mean value of symmetry energy coefficient  $\gamma$  of about 13 MeV for proton and 12 MeV for deuteron-induced reactions are determined for different mass regions of product nuclei.

## INTRODUCTION

There is a growing interest of isospin effects in nuclear reactions, which are qualified as “isoscaling” [1-10] in the research papers of the past few years.

The investigations of the relation between the entrance channel isospin and isotopic distribution of reaction products are receiving increasing attention because of their importance in the modern problem of extraction of information on the symmetry term of the nuclear equation-of state (EOS) in regions away from normal density under laboratory controlled conditions. Asymmetric nuclear matter models at high density have been tested so far only in astrophysics contexts, in particular, in supernovae explosions and neutron stars. The investigation of multifragmentation allows one to obtain some information about charge equilibration and provides stringent tests for reaction models.

One of the most interesting cases of the nuclear collisions at relativistic energies, the reactions of the  $^{12}\text{C}$  on  $^{112,124}\text{Sn}$  isotopes at incident energies 300 and 600 MeV per nucleon, was studied with the INDRA multidetector [5]. The fragmentation of the stable  $^{124}\text{Sn}$  and radioactive  $^{107}\text{Sn}$ ,  $^{124}\text{La}$  ( $N/Z=1.48$ ; 1.14; 1.175, respectively) projectiles at 600A MeV was studied with the ALADIN spectrometer (SIS beams at GSI) [7]. It was observed that in many different types of heavy-ion reactions [1-5, 8, 9] the ratios of light-isotope yields from neutron-rich and neutron-poor systems follow the law of isoscaling.

$$R_{21} = Y_2(N,Z)/Y_1(N,Z) = C \exp(\alpha N + \beta Z), \quad (1)$$

where  $Y(N,Z)$  is the yield of a fragment with  $Z$  protons and  $N$  neutrons. Indices “1” and “2” correspond to different targets with different isotopic compositions, with “2” corresponding to more neutron-rich target.  $C$  is a normalization parameter. In [4] the parameters  $\alpha$  and  $\beta$  were expressed using the difference of chemical potentials of the two systems as follows:  $\alpha = \Delta\mu_n/T$ , and  $\beta = \Delta\mu_p/T$ , where  $T$  is the temperature of the excited nucleus.

Recently experimental and theoretical physicists have focused their attention on the investigation of the formation mechanisms of heavy fragments ( $Z \geq 20$ ) by different projectiles ( $\gamma$  rays,  $\pi^-$  meson, etc.). Experiments with a direct detection of heavy fragments do not provide a comprehensive understanding of fragments in this mass region. The induced-radioactivity method adds more possibilities so that the investigation of mechanisms of heavy-fragment production becomes more realistic [11,12].

In our previous studies of the nuclear reactions induced by protons with energies of 0.66 and 8.1 GeV on targets of tin isotopes the isoscaling behavior was shown using the induced activity method [12] and was described in terms of the third component of the fragment isospin  $t_3=(N-Z)/2$ . The isotopic ratio of the product formation cross sections has been considered in the following form:

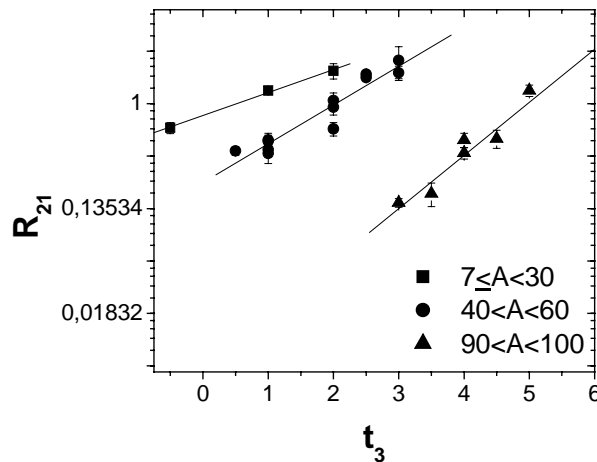
$$R_{21}=Y_2(N,Z)/Y_1(N,Z)=\exp(C+Bt_3), \quad (2)$$

where  $C$  and  $B$  are fitting parameters. The parameter  $B$  is related to the difference of the chemical potentials of protons and neutrons in the fragment and depends on the temperature of the excited nucleus ( $B=2\alpha$ , where  $\alpha$  is a coefficient from formula (1)). Parameter  $B$  is very sensitive to formation mechanism of the corresponding products. A similar form of description of isotopic dependency of the yields of products in the reactions initiated by light ions with energies of 0.66 GeV to 15.3 GeV on the separated tin isotopes were used in [6]. Our last studies show [13] the dependence of values of parameter  $B$  on mass regions of the product nuclei.

In this work we are studying isotopic effects of light, medium-mass and heavy nuclei production in reactions induced by  $^{12}\text{C}$  ions with the energy of 2.2 GeV/N on enriched tin isotopes ( $^{112,118,120,124}\text{Sn}$ ).

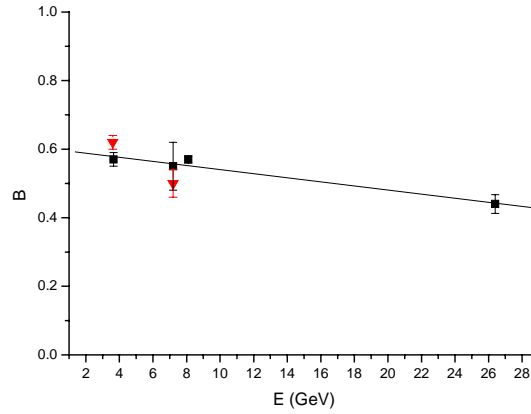
## EXPERIMENT AND DISCUSSION

The targets of tin isotopes  $^{112,118,120,124}\text{Sn}$  (enrichments - 92.6%, 98.7%, 99.6%, 95.9%, respectively) were irradiated at the Nuclotron of the JINR (Joint Institute for Nuclear Research at Dubna) by  $^{12}\text{C}$  ion beam with the energy of 2.2 GeV/nucleon. For beam monitoring we employed the reaction  $^{27}\text{Al} (^{12}\text{C}, X) ^{24}\text{Na}$ , which cross-section is 19,4 mb at the energy of 2,1 GeV/N [14]. The targets consisted of high-purity target metal foils with thickness of 390mg/cm<sup>2</sup>, 61mg/cm<sup>2</sup>, 70mg/cm<sup>2</sup> and 72,7 mg/cm<sup>2</sup>, respectively. The  $\gamma$ -activity induced in the targets was measured by HpGe detectors. The radioactive nuclei were identified by their half-lives and by the characteristic  $\gamma$ -lines. The obtained spectra were processed by the software package DEIMOS. A great number of product nuclei were obtained from all targets and the absolute cross sections were determined. The discussions of experimental values of cross section ratios affirmed the existence of isoeffect in nuclear reactions by  $^{12}\text{C}$  ion beams with separated Tin isotopes. The experimental scaling  $R_{21}=Y_2(N,Z)/Y_1(N,Z)=\exp(C+Bt_3)$  of yield ratios with the third component of product isospin is observed in the all reaction channels. The dependence of  $R_{21}=Y_2/Y_1$  on  $t_3$  for different mass-regions of product nuclei induced by  $^{12}\text{C}$  ion beam ( $\Delta N_i=12$ ) is shown in Fig. 1.



**Fig.1.** Isotopic effect  $R_{21}$  versus the third component of the fragment isospin  $t_3$ . The lines are the result of exponential fits according to Eq. (2) for different mass regions.

The values of fitting parameter B are given in Table 1 and Table 2 for different mass regions for target pairs  $^{124}\text{Sn}/^{112}\text{Sn}$  ( $\Delta N_t=12$ , or  $(Z_1^2/A_1^2 - Z_2^2/A_2^2)=0.03675$ ), and  $^{124}\text{Sn}/^{118}\text{Sn}$  ( $\Delta N_t=6$ ,  $(Z_1^2/A_1^2 - Z_2^2/A_2^2)=0.017$ ), where  $N_t$  is the neutron number of the target,  $Z_i/A_i$  is the asymmetry of the equilibrated emitting source. Data of proton induced reactions with different values of energy and deuteron induced reactions were taken from papers [13, 15, 16]. As we can see from Table 1, parameter B increases with increasing mass number of product nuclei in all sorts of projectiles. The same picture is noticed for all values of  $\Delta N_t$  [13]. Besides, the parameter B weakly decreases by increasing the projectile energy for light product nuclei. This dependence is shown in Fig. 2. Data for  $^{12}\text{C}+^{112}\text{Sn}$  and  $^{12}\text{C}+^{124}\text{Sn}$  reactions (300 MeV/A and 600 MeV/A) [5] are also brought in Fig. 2.



**Fig. 2.** The projectile energy dependence of the parameter B. The solid line is the fit of the data of the current work (squares). The reverse triangles are from Ref. 5.

The parameter B can be expressed in terms of the product mass number  $A_m$  ( $A_m$  - a mean value in each mass region) as  $B=a+bA_m$ . The fitting parameters are:  $a = 0.303 \pm 0.088$ ,  $b = 0.0079 \pm 0.001$  for  $^{12}\text{C}$  projectile. The low mean value of the parameter B for light fragments ( $7 \leq A < 30$ ) can be understood as an evidence of multifragmentation conditions [3, 4, 12]. In the production of intermediate mass fragments ( $A=40 \div 90$ ) the spallation mechanism obviously participates, but at the same time the multifragmentation contribution is also present, while heavy residuals (near of target mass) are formed via spallation only [3]. This characteristic dependence of parameter B on masses of the products is observed for all projectiles except for protons with the energy of 0.66 GeV (see Table 1). Nuclei in the mass region  $40 < A < 60$  are not formed in any tin targets, though the intensity of the 0.66 GeV energy proton beam on Phasotron was  $10^3$  times larger than that for other projectiles on Nucleotron or Synchrophasotron. It is possible that at comparatively low energies of projectiles a spallation mechanism, and not multifragmentation takes place in the formation of the product nuclei and that is why this dependence is absent.

Further studies have shown that for reactions by  $^{12}\text{C}$  projectile the parameter B depends on the target neutron excess ( $\Delta N_t$ ) or the difference of asymmetry-k according to  $B=c+dk=c+d [(Z_{2t})^2/(A_{2t}^2)-(Z_{1t})^2/(A_{1t}^2)]$ , where  $d=0.042 \pm 0.007$  for mass region  $7 \leq A < 30$ ,  $d=0.078 \pm 0.008$  for  $40 < A < 60$ ,  $d=0.098 \pm 0.006$  for  $70 < A < 100$  and  $d=0.14 \pm 0.01$  for  $100 < A < 113$ . This dependence is shown in fig. 3 (projectile  $^{12}\text{C}$ ). For light nuclei (see fig. 3) the slope is smaller than that for nuclei near the target ( $100 < A < 113$ ). Experimental values of B for target pairs  $^{124}\text{Sn}/^{120}\text{Sn}$ ,  $^{124}\text{Sn}/^{118}\text{Sn}$ ,  $^{120}\text{Sn}/^{112}\text{Sn}$  and  $^{124}\text{Sn}/^{112}\text{Sn}$  have been used for this fitting.

**Table 1.** Mean values of the fitting parameter B for target pairs  $^{124}\text{Sn}/^{112}\text{Sn}$  ( $\Delta N_i=12$ ).

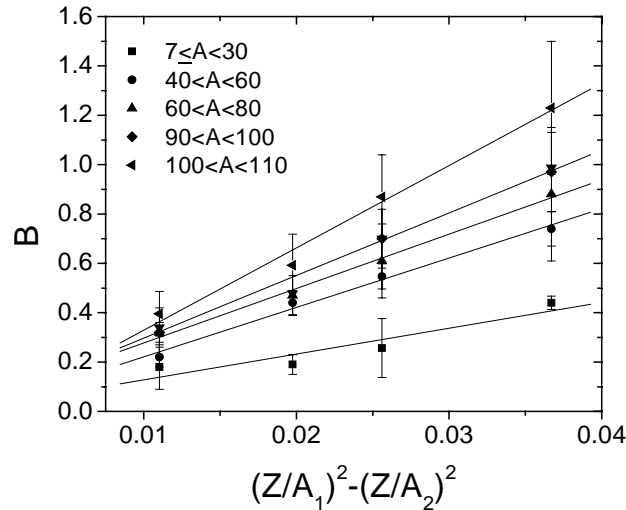
Mass region of the nuclei product	protons 0.66 GeV	Protons 3.65 GeV	deuterons 3.65 GeV/n	Protons 8.1 GeV	$^{12}\text{C}$ 2.2GeV/n
$7 \leq A < 30$	–	$0.57 \pm 0.02$	$0.55 \pm 0.07$	$0.57 \pm 0.01$	$0.44 \pm 0.027$
$40 < A < 60$	–	$0.74 \pm 0.09$	$0.73 \pm 0.13$	–	$0.74 \pm 0.07$
$60 < A < 80$	$1.276 \pm 0.387$	$0.83 \pm 0.14$	$0.80 \pm 0.11$	$0.75 \pm 0.10$	$0.88 \pm 0.27$
$80 < A < 90$	$1.05 \pm 0.21$	$0.85 \pm 0.15$	$0.87 \pm 0.20$	$0.88 \pm 0.16$	$0.88 \pm 0.22$
$90 < A < 100$	$1.05 \pm 0.06$	$0.88 \pm 0.15$	$0.90 \pm 0.20$	$1.00 \pm 0.23$	$1.01 \pm 0.24$
$100 < A < 110$	$1.22 \pm 0.10$	$1.33 \pm 0.19$	$0.98 \pm 0.19$	$1.36 \pm 0.24$	$1.23 \pm 0.27$

**Table 2.** Mean values of the fitting parameter B for target pairs  $^{124}\text{Sn}/^{118}\text{Sn}$  ( $\Delta N_i=6$ )

Mass region	protons 0.66 GeV	protons 3.65 GeV	protons 8.1 GeV	deuterons 3.65 GeV/n	$^{12}\text{C}$ 2.2GeV/n
$7 \leq A < 30$	$0.3 \pm 0.26?$	$0.23 \pm 0.03$	$0.34 \pm 0.03$	$0.26 \pm 0.005$	$0.19 \pm 0.04$
$40 < A < 60$	$0.47 \pm 0.14$	$0.41 \pm 0.035$	$0.53 \pm 0.01$	$0.41 \pm 0.09$	$0.44 \pm 0.05$
$70 < A < 80$	$0.58 \pm 0.15$	$0.36 \pm 0.09$	$0.63 \pm 0.1$	$0.5 \pm 0.11?$	$0.47 \pm 0.08$
$80 < A < 90$	$0.47 \pm 0.17$	$0.46 \pm 0.15$	$0.61 \pm 0.06$	$0.41 \pm ?$	$0.478 \pm 0.075$
$100 < A < 113$	$0.6 \pm 0.06$	$0.54 \pm 0.07$	–	$0.49 \pm 0.07$	$0.592 \pm 0.126$

A similar behavior of parameter  $B=2\alpha$  has been noticed in proton and deuteron induced reactions with energy 3,65AGeV, on the same targets and the values of slop d are different for different mass regions [13].

As it is shown in figure3, the parameter  $B=2\alpha$  increases as the difference in the asymmetry is increasing. This dependence is consistent with the Antisymmetrized Molecular-Dynamics model (AMD) [18], which predicts an increase of isoscaling parameters  $\alpha$  and  $\beta$  (see formula (1)) with increasing differences in the asymmetry of the two considered reactions.

**Fig3.** The isoscaling parameter B versus asymmetry.

Investigation of isoeffect allows us to obtain the symmetry term and the  $\gamma$  parameter in the equation of state. In conditions of chemical equilibrium there are such relations between the isoscaling parameter  $\alpha$  ( $B=2\alpha$ ), the difference of the chemical potentials of nucleons, the temperature  $T$  of emitting source, the symmetry energy and the  $\gamma$  parameter:

$$\alpha = (\mu_1 - \mu_2) / T ; \quad (4)$$

$$E_{\text{sym}}(A, Z) = \gamma (A - 2Z)^2 / A ; \quad (4a)$$

$$\alpha T = \Delta\mu_n = \mu_{n2} - \mu_{n1} = 4\gamma(Z_1^2/A_1^2 - Z_2^2/A_2^2), [6] \quad (4b)$$

where  $Z_1$ ,  $A_1$  and  $Z_2$ ,  $A_2$  are the charges and mass numbers of the two systems. The temperature  $T$  is obtained from the double ratios of cross sections of two light isotopes in multifragmentation process, such as  ${}^3,4\text{He} / {}^6,7\text{Li}$ ,  ${}^4,6\text{He} / {}^6,8\text{Li}$ ,  ${}^6,8\text{He} / {}^6,8\text{Li}$  double ratios from  $p+\text{Sn}^{112}$  and  $p+\text{Sn}^{124}$  reactions [6]. Besides, the expanding Fermi gas model predicts a dependence of temperature  $T$  on the excitation energy of emitting source [19 and references there]

$$T = [K_0 (\rho/\rho_0)^{0.69} E^*]^{0.5} ; \quad (5)$$

where  $K_0 = 10$  is the inversed level density parameter and  $(\rho/\rho_0)^{0.69}$  is taken from [19-21].

In our last work [22 and references therein] we determine the recoil properties of nuclei with “thick-target thick-catcher” experiment using the induced activity method. The quantities measured are the fractions  $F$  and  $B$  of product nuclei that recoil out of the target ( $\text{Sn}^{118}$ ) foil in forward and backward directions related to the beam. Using the Standard Two-Step Vector model the value of the forward velocity  $v$  is determined, which can be used to obtain the average cascade deposition energy (excitation energy  $E^*$ ). The relation between the excitation energy and  $v$  can be estimated as

$$E^* = 3.25310^{-2} k' A_t v (T_p / T_p + 2)^{0.5} ; \quad (6)$$

where  $E^*$  and the bombarding energy  $T_p$  are expressed in terms of  $m_p c^2$ ,  $A_t$  is the target mass in amu and  $v$  is in units of  $(\text{MeV}/\text{amu})^{0.5}$ . The constant  $k'$  has been evaluated by N. Porile [23] on the basis of Monte-Carlo cascade calculations as  $k'=0.8$ . Values of excitation energies of about 30 product nuclei formed in  $p+{}^{118}\text{Sn}$  and  $d+{}^{118}\text{Sn}$  reactions are determined [22]. This allows us to determine  $\rho/\rho_0$  using the excitation energy ( $E^*/A_{\text{res}}$ ) dependence curve of  $\rho/\rho_0$  (for the Fe+Fe and Ni+Ni pair of reactions, Fe+Ni and Ni+Ni pair ( $A_{\text{sum}}=116$ ) of reactions for initial energies of 30, 40 and 47 MeV/A), where the experimental points are in agreement with SMM calculations [19]. For  $\text{Na}^{24}$  and  $\text{Mg}^{28}$  light isotopes a mean excitation energy per nucleon of  $\bar{E}^*/A_{\text{res}} \approx 5.58$  MeV is obtained from [22], where  $A_{\text{res}}=106$  for the  ${}^{118}\text{Sn}$  target, according to INC calculations.  $A_{\text{res}}$  is the mass number of the system after cascade process (the multiplicity of the emitted particles at  $E_p=3.65\text{GeV}$  is  $\Delta A=n_p+n_n=13$ ) [24]. For  $\bar{E}^*/A_{\text{res}} \approx 5.58$  MeV  $\rho/\rho_0=0.5$  is deduced [19]. This value agrees with that in Antisymmetrized Molecular Dynamics (AMD) model. According to this model the liquid – gas transition begins when  $\rho/\rho_0 = 0.08 / 0.16 = 0.5$ . The fragments are formed when  $\rho \sim 0.08 \text{ fm}^{-3}$  [18].  $\rho/\rho_0$  are also determined for all the other mass regions (See Table 1) with the above mentioned method. The temperature  $T$  is calculated from Eq. (5). The obtained data for proton and deuteron induced reactions are brought in Table 3 and Table 4, respectively.

**Table 3.** Average values of the  $\bar{E}^*/A_{\text{res}}$ ,  $\alpha$ ,  $\rho/\rho_0$ ,  $T$  and  $\gamma_p$  for nuclei product produced in proton induced reaction with 3.65 GeV incident energy

Mass region	$\bar{E}^*/A_{\text{res}}$	$\alpha$	$\rho/\rho_0$	$T$ (MeV)	$\gamma_p$ (MeV) secondary
$24 \leq A \leq 28$	5.58	0.285	0.5	5.9	11.45
$42 \leq A \leq 58$	3.86	0.37	0.7	5.49	13.83
$67 \leq A \leq 77$	2.89	0.415	0.8	4.97	14.05
$81 \leq A \leq 89$	2.72	0.425	0.85	4.93	14.27
$90 \leq A \leq 99$	1.7	0.44	0.98	4.1	12.29
$104 \leq A \leq 109$	0.77	0.665	1	2.77	12.55

**Table 4.** Average values of the  $\bar{E}^*/A_{\text{res}}$ ,  $\alpha$ ,  $\rho/\rho_0$ ,  $T$  and  $\gamma_p$  for nuclei product produced in deuteron induced reaction with 3.65 GeV/n incident energy

Mass region	$E_A^*$	$\alpha$	$\rho/\rho_0$	$T$ (MeV)	$\gamma_p$ (MeV) secondary
$24 \leq A \leq 28$	5.05	0.275	0.5	5.59	10.48
$42 \leq A \leq 58$	3.34	0.365	0.74	5.21	12.95
$67 \leq A \leq 77$	2.45	0.40	0.89	4.75	12.94
$81 \leq A \leq 89$	2.39	0.435	0.9	4.72	13.97
$90 \leq A \leq 99$	1.28	0.45	0.99	3.56	10.91
$104 \leq A \leq 109$	0.86	0.49	1	2.92	9.76

Having the values of  $\alpha$  and  $T$ , the symmetry coefficient  $\gamma$  is determined from Eq. 4, 4a, 4b for all the mass regions. These results are also brought in Table 3 and Table 4. It should be mentioned that these calculations are done for products after secondary emission. Errors of  $\gamma$  are not brought in the Tables, but they are about 15-20%, provided by the errors of the forward velocity  $v$  and  $E^*$  calculations with Two-Step Vector model,  $\rho/\rho_0$  calculations from this model and from the experimental data in [19]. As it can be seen from Table 3 and Table 4 the values of the symmetry energy coefficient is about the same within the errors for all the mass regions with the mean value of about 13 MeV for proton and 12 MeV for deuteron induced reactions. It is smaller than the adopted standard value of 23 MeV, which allows us to assume that the collision is central [5]. Undoubtedly, the values of the symmetry parameter will increase for primary processes.

#### ACKNOWLEDGMENT

We would like to express our gratitude to the operating personnel of the JINR Nuclotron for providing good beam parameters and to the first-year Master student A.G. Movsesyan for her help in preparing this paper.

#### References

1. H.S. Xu, M.B. Tsang, T.X. Liu et al, Phys. Rev. Lett. 85, 716, (2000)
2. H.S. Xu, M.B. Tsang, T.X. Liu et al. Isospin Fractionation in Nuclear Multifragmentation. Phys. Rev. Lett. 85, 716, 2000.

3. **M.B.Tsang, W.A.Friedman, C.K.Gelbke , et.al.** Isospin Scaling in Nuclear Reactions. Phys.Rev.Lett. 86, 5023, 2001.
4. **M.B.Tsang, C.K.Gelbke, X.D.Liu et.al.** Isoscaling in statistical models. Phys.Rev.C 64, 054615, 2001.
5. **A.Le Fevre, G.Auger,M.L.Begemann-Blaich,et.al.,** "Isotopic Scaling and the Symmetry Energy in Spectator Fragmentation" Phys.Rev.Letters,PRL 94,162701 (2005)
6. **A.S.Botvina,O.V.Lozhkin,and W.Trautmann ,**"Isoscaling in light-ion induced reactions and its statistical interpretation"Phys.Rev.C,v.65,044610 (2002)
7. **W.Trautmann and the ALADIN and INDRA collaborations** "Isotopic effects in multifragmentation and the nuclear equation of state." Nucl.Phys.A 787 (2007),575.
8. **W.A.Friedman** "Isotopic Yields and isoscaling in fission" Phys.Rev.C 69,0316901(R) (2004)
9. **J.Iglio, D.V.Shetty, S.J.Yennello, et al.** "Symmetry energy and the isoscaling properties of the fragments produced in  $^{40}\text{Ar}, ^{40}\text{Ca}+^{58}\text{Fe}, ^{58}\text{Ni}$  reactions at 25,33,45, and 53 MeV/nucleon".Phys.Rev. C 74,024605 (2006).l
10. **R.Ghetto, V.Avdeichikov, B. Jakobsson, et al.,**"Isospin effects on two-particle correlation functions in  $E/A = 61\text{MeV } ^{36}\text{Ar}+^{112,124}\text{Sn}$  reactions". Phys.Rev.C 69,031605(R)(2004).
11. **G.V.Arustamyan, H.H.Vartapetyan, A.S.Danagulyan, et.al,** "Photodisintegration of  $^{58}\text{Ni}$  and  $^{64}\text{Ni}$  isotopes and study of the isotopic effect" Yadernaya Fizika, v.32,1165,(1980),(Russ),A.A.Arakelyan,G.A.Arustamyan,A.S.Danagulyan, et al., "Photospallation of  $^{24}\text{Mg}, ^{25}\text{Mg}$ , and  $^{26}\text{Mg}$  nuclei". Yad.Fiz., v.35,518,(1982), V.E.Aleksadrian,A.A.Arakelyan,A.S.Danagulyan, "The investigation of Photonuclear Reactions on the Target Nucleus Sn" Yad.Fiz., v.57,2115,1994
12. **A.R.Balabekyan, A.S.Danagulyan, J.R.Drnoyan et. al.,** "Isotopic effects of fragment-yields in proton induced reactions on Sn isotopes" Nucl.Phys.A 735(2004),267-276
13. **A.R.Balabekyan, A.S.Danagulyan, J.R.Drnoyan et al.,**" Formation of light isotopes by proton and deuterons of 3.65 GeV/nucleon on separated tin isotopes. "Yadernaya Fizika, v.69, 1520-1530 (2006), Physics of Atomic Nuclei v.69, 1485-1495 (2006)
14. **O.Dandinsuren,V.M.Dyachenko et al.,** Preprint JINR P1-87-932, 1987
15. **V.Aleksandryan, J.Adam, A.Balabekyan, et al.** "Formation of residual nuclei with medium mass number in the reaction of protons with separated tin isotopes", Nucl. Pys.A. 674(2000), 539-549
16. **V.E.Aleksandryan, J.Adam, A.R.Balabekyan, et al.,** "The isomeric ratios of the cross sections of the reactions  $\text{Sn}(p,xpyn)X$ " Yad. Fiz., v.65,(2002),810-819.
17. **A.R.Balabekyan** "The classifications of yields of the formation of products of photonuclear reactions on the separated isotopes of Ni and Cu.", Proceedings of the Academy of Sciences ,Armenia (Physics) , v.41,445-449,2006
18. **A.Ono et al,** Phys. Rev.C 68,051601 (2003)
19. **D.V.Shetty, S.J.Yennello and G.A. Souliotis,et al.** Symmetry Energy, Temperature, Density and Isoscaling Parameter as a Function of Excitation energy in  $A \sim 100$  mass region"arXiv:nucl-ex/0606032 v 1 2006 , **D.V.Shetty, et al.** Reply to "Comment on 'Symmetry energy and the isospin dependent equation of state'"arXiv:nucl-ex/0603016v 1 2006
20. **D.V.Shetty, S.J.Yennello and G.A. Souliotis** Density dependence of the symmetry energy and the nuclear equation of state; A Dynamical and Statistical model perspective arXiv: 07040471 v.1 [nucl-ex] 2007
21. **D.V.Shetty et. al.,** Phys. Rev. C 70, 011601 (2004)
22. **A.R.Balabekyan, A.S.Danagulyan et. al.** Recoil Products from  $p+^{118}\text{Sn}$  and  $d+^{118}\text{Sn}$  at 3.65 GeV/A. Physics of Atomic Nuclei, 2007, Vol.70, pp. 1889-1897
23. **O. Scheidemann and N.Porile,** Phys.Rev C 14, 1534 (1976).
24. **V.S.Barashenkov, V.D.Toneev.** Interactions of High Energy Particles and Atomic Nuclei with Nuclei. Moscow, 1972, p.358 (Russ.)