

Pion and muon production in e^-, e^+, γ -plasma

Inga Kuznetsova¹, Dietrich Habs² and Johann Rafelski^{1,2}

¹*Department of Physics, University of Arizona, Tucson, Arizona, 85721, USA and*

²*Department für Physik der Ludwig-Maximilians-Universität München und
Maier-Leibnit-Laboratorium, Am Coulombwall 1, 85748 Garching, Germany*

(Dated: March 11, 2008)

We study production and equilibration of pions and muons in relativistic photon-electron-positron plasma at a temperature $T \ll m_\mu, m_\pi$ MeV. We argue that the observation of pions and muons can be a diagnostic tool in study of the initial properties of such a plasma formed by photonic (extreme laser) fields.

PACS numbers: 13.60.Le, 52.27.Ny, 33.20.Xx

I. INTRODUCTION

The formation of a relativistic (temperature T in MeV range), electron-positron plasma in the laboratory using ultra-short pulse lasers is one of the topics of current interest and forthcoming experimental effort [1, 2]. The elementary properties of the electron, positron and photon e^-, e^+, γ plasma (EP³) have recently been reported, see [3], where typical properties are explicitly presented for $T = 10$ MeV. One of the challenges facing a study of EP³ will be the understanding of the fundamental mechanisms leading to its formation. We propose here as a probe the production of heavy particles with $m \gg T$. Clearly, these process occur during the history of the event at the highest available temperature, and thus information about the early stages of the plasma, and even pre-equilibrium state should become accessible in this way.

We focus our attention on the strongly interacting pions π^\pm, π^0 ($m_\pi c^2 \lesssim 140$ MeV), and muons μ^\pm ($m_\mu c^2 \lesssim 106$ MeV), (*in the following we use units in which $k = c = \hbar = 1$ and thus we omit these symbols from all equations. Both, the particle mass, and plasma temperature, is thus given in the energy unit MeV.*) These very heavy, compared to the electron ($m_e c^2 = 0.511$ MeV), particles are as noted natural ‘deep’ diagnostic tools of the EP³ drop. Of special interest is the neutral pion π^0 which is, among all other heavy particles, most copiously produced for $T \ll m$. π^0 is also most likely to emerge without re-scattering from the small drop of plasma formed in the laboratory, and its yield and spectrum will be of interest in the study of the EP³ properties. However, given its very short natural lifespan:

$$\pi^0 \rightarrow \gamma + \gamma, \quad \tau_{\pi^0} = (8.4 \pm 0.6)10^{-17}\text{s}.$$

this is also the particle most difficult to experimentally study among those we consider: its decay products reach the detection system nearly at the same time as the electromagnetic energy pulse of the decaying plasma fireball, which is likely to ‘blind’ the detectors.

This plasma drop we here consider is a thousand times hotter than the center of the sun. This entails corresponding high particle density n , energy density ϵ and pressure P . These quantities in the plasma can be evaluated using the relativistic expressions:

$$n_i = \int_0^\infty f_i(p) d^3p, \quad (1)$$

$$\epsilon = \int_0^\infty \sum_i g_i E_i f_i(p) dp^3, \quad E_i = \sqrt{m_i^2 + \vec{p}^2} \quad (2)$$

$$P = \frac{1}{3} \int_0^\infty \sum_i (E_i - m_i) f_i(p) dp^3, \quad (3)$$

where subscript $i \in \gamma, e^-, e^+, \pi^0, \pi^+, \pi^-, \mu^-, \mu^+$, and $f_i(p)$ is the momentum distribution of the particle i . For a QED plasma which lives long enough so that electrons, positrons are in thermal and chemical equilibrium with photons, ignoring small QED interaction effects, we use Fermi and Bose momentum distribution, respectively:

$$f_{e^\pm} = \frac{1}{e^{(u \cdot p_\pi \pm \nu_e)/T} + 1}, \quad f_\gamma = \frac{1}{e^{u \cdot p_\pi/T} - 1}, \quad (4)$$

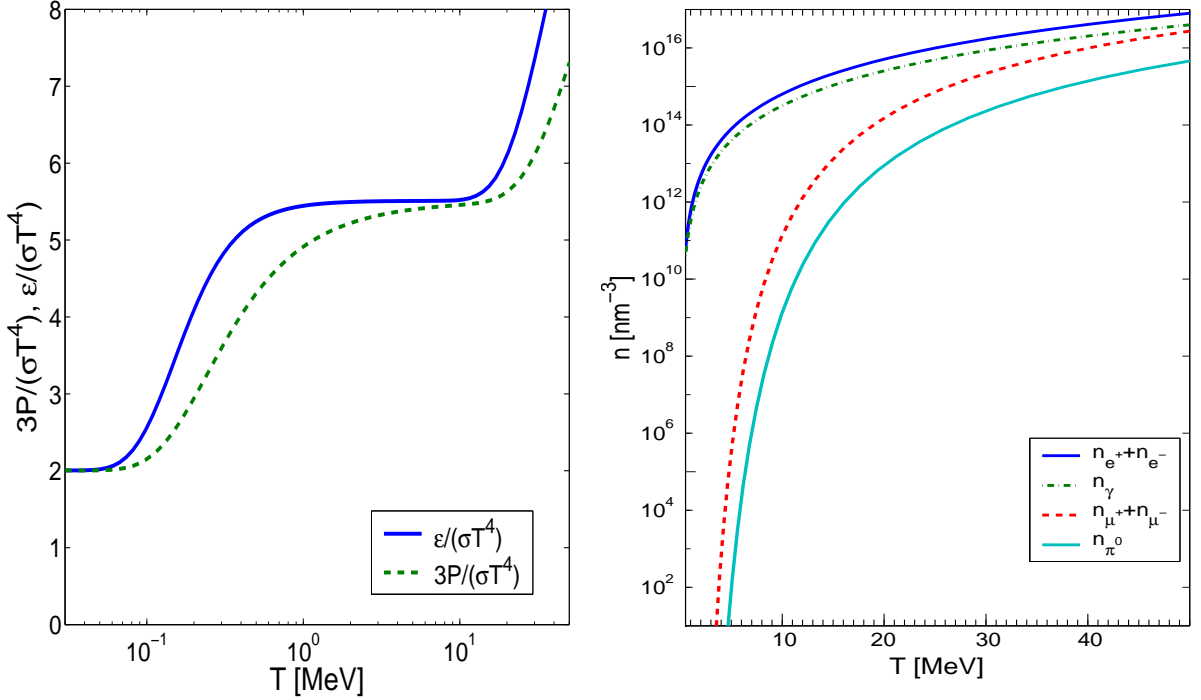


FIG. 1: On left: the ratios $g \equiv \epsilon/\sigma T^4$ and $g' \equiv 3P/\sigma T^4$ as a function of temperature T ; on right: the equilibrium densities of electrons (blue, solid line), photons (green, dash-dot line), muons (red, dashed line), pions (blue dotted line) as functions of temperature T .

The invariant form comprises the Lorentz-scalar $u \cdot p_e$, a scalar product of the particle 4-momentum p_i^μ with the local 4-vector of velocity u^μ . In absence of matter flow and in the rest (in the laboratory) frame we have

$$u^\mu = (1, \vec{0}), \quad p_i^\mu = (E_i, \vec{p}_i). \quad (5)$$

When the electron chemical potential ν_e is small, $\pi T \gg \nu_e$, the number of particles and antiparticles is the same, $n_{e^-} = n_{e^+}$. Physically, it means that the number of e^+e^- pairs produced is dominating residual matter electron yield. This is the case for all laboratory experimental environments of interest here, in which $T > 2$ MeV is achieved. We thus will set $\nu_e = 0$ in the following.

It is convenient to parametrize the electron, positron and photon e^-, e^+, γ plasma properties in terms of the properties of the Stephan-Boltzmann law for massless particles (photons), presenting the physical properties in terms of the effective degeneracy g :

$$\frac{\mathcal{E}}{V} = \epsilon = g(T)\sigma T^4, \quad 3P = g'(T)\sigma T^4, \quad \sigma = \frac{\pi^2}{30}. \quad (6)$$

For temperatures $T \ll m_e$ we only have in this case truly massless photons and $g(T) \simeq g'(T) \simeq 2\gamma$. Once temperature approaches and increases beyond m_e we find $g \simeq g'(T) \simeq 2\gamma + (7/8)4_{e^-, e^+} = 5.5$ degrees of freedom. In principle these particles acquire additional in medium mass which reduces the degree of freedom count, but this effect is compensated by collective ‘plasmon’ modes, thus we proceed with naive counting of nearly free EP 3 components.

In figure 1 we present both $g(T)$ and $g'(T)$, as a function of temperature T in form of the energy density ϵ normalized by σT^4 , and, respectively, the pressure P , normalized by $\sigma T^4/3$. The $g(T)$ jumps more rapidly compared to $g'(T)$, between the limiting case of a black body photon gas at $T < 0.5$ MeV ($g = 2$) and the case $g = 5.5$ for γ, e^-, e^+ . The rise of the ratio at $T > 15$ MeV indicates the contribution of the excitation of muons and pions in equilibrated plasma. In passing, we note that in the early Universe, there would be further present the neutrino degrees of freedom, not considered here for the laboratory experiments, considering their weak coupling to matter.

The particle densities are shown on right in figure 1. The top solid line is the sum of $n_{e^+} + n_{e^-}$, which is marginally bigger than the photon density (dashed, blue) which follows below. We also include in the figure the sum density

of muons $n_{\mu^+} + n_{\mu^-}$ (red, dashed), and the density of the neutral pion π^0 (bottom solid line), both of which in the temperature range of interest appear comparatively very small. However, in magnitude they rival the normal atomic density ($\simeq 10^{23}/\text{nm}^3$ already at $T = 3$ MeV, and 5 MeV, respectively). The density of photons and electrons, positrons is thus clearly extraordinarily high. This high particle density in the chemically equilibrated plasma explains the relatively large collision and reaction rates we obtain in this work. In turn, this opens the question how such dense, chemically equilibrated EP³ state can be formed – we observe that colliding two ultra intense circularly polarized and focused laser beams on a heavy thin metal foil(s) is the current line of approach. Initial simulations involving linearly polarized light were performed [4]. Many strategies can be envisaged aiming to deposit the laser pulse energy in the smallest possible spatial and temporal volume and this interesting and challenging topic will without doubt keep us and others busy in years to come.

As it turns out, even a small drop of EP³ plasma with a size scale of 1nm is, given the high particle density, opaque. The mean free paths l_i of particles ‘i’ are relatively short, at sub nano-scale [3]:

$$l_e \simeq \left(\frac{10 \text{ MeV}}{T}\right)^3 \left(\frac{E}{31.1 \text{ MeV}}\right)^2 0.37 \text{ nm}, \quad l_\gamma \simeq \left(\frac{10 \text{ MeV}}{T}\right)^2 \left(\frac{E}{27.5 \text{ MeV}}\right) 0.28 \text{ nm}. \quad (7)$$

Where the reference energy values (31.1 and 27.5 MeV) correspond to the mean particle energy at $T = 10$ MeV. Photons are subject to Compton scattering, and electrons and positrons to charged particle scattering. In fact these values of l_i are likely to be upper limits, since Bremsstrahlung type processes are believed to further increase opaqueness of the plasma [5]. In our considerations plasma particles of energy above 70 MeV are of interest, since these are responsible for the production of heavy particles. We see that the mean free path of such particles has also nm scale magnitude.

We note that a EP³ drop of radius 2nm at $T = 10$ MeV contains 13 kJ energy. This is the expected energy content of a light pulse at ELI (European Light Infrastructure, in development) with a pulse length of about $\Delta t = 10^{-14} \text{ s}$. For comparison, the maximum energy available in particle accelerators for at least 20 if not more years will be in head on Pb–Pb central collisions at LHC (Large Hadron Collider) at CERN, in its LHC-ion collider mode, where per nucleon energy of about 3 TeV is reached. Thus the total energy available is 200 μJ , of which about 10%–20% becomes thermalized. Thus ELI will have already an overall energy advantage of 10^9 , while in the LHC-ion case the great advantage is the natural localization of the energy to scale 10^{-5} nm , given that the energy is contained in colliding nuclei.

As a purely academic exercise, we note that should one find a way to ‘focus’ the energy in ELI to nuclear dimensions, and scaling the energy density with T^4 up from what is expected to be seen at CERN-LHC-ion ($T < 1 \text{ GeV}$), we exceed $T = 150 \text{ GeV}$, the presumed electro-weak phase boundary. Such consideration lead the authors of Refs. [1, 2] to suggest that the electro-weak transition may be achieved at some future time using ultra-short laser pulses.

Returning to present day physics, we are assuming here that T near and in MeV range is achievable in near future, and that much higher values are obtainable in presence of pulses with $\Delta t < 10^{-18} \text{ s}$, $c\Delta t < 0.3 \text{ nm}$. Hence we consider production processes for π^0, π^\pm, μ^\pm for $T < 50 \text{ MeV}$. We focus our interest on microscopic elementary reactions, that is we postpone the consideration of multi-particle collective mechanism processes which are at present not understood in this context.

In the following section, we introduce the master equation governing the production of pions and muons in plasma and formulate the invariant rates in terms of known physical reactions. In section III we obtain the numerical results for particles production rates and reactions relaxation times which we present as figures. In section IV we discuss these results further and consider their implications.

II. PARTICLES PRODUCTION RATES

A. π^0 production

π^0 in the QED plasma is produced predominantly in the thermal two photon fusion [7]:

$$\gamma + \gamma \rightarrow \pi^0. \quad (8)$$

Much less probable is the production of π_0 in the reaction:

$$e^- + e^+ \rightarrow \pi^0. \quad (9)$$

These formation processes are the inverse of the decay process of π_0 . The smallness of the electro-formation of π_0 is characterized by the small branching ratio in π_0 decay $B = \Gamma_{ee}/\Gamma_{\gamma\gamma} = 6.2 \pm 0.5 \cdot 10^{-8}$. Other decay processes involve

more than two particles, their inverse reactions cannot proceed, and the processes thus are secondary to the dominant $\pi^0 \rightarrow \gamma\gamma$ decay.

Omitting all sub-dominant processes, the resulting master equation for pion number evolution is:

$$\frac{1}{V} \frac{dN_{\pi^0}}{dt} = R_{\gamma\gamma \rightarrow \pi^0} - R_{\pi^0 \rightarrow \gamma\gamma}, \quad R_{\gamma\gamma \rightarrow \pi^0} \equiv \frac{dW_{\gamma\gamma \rightarrow \pi^0}}{dV dt} \quad (10)$$

where N_{π^0} is total number of π^0 , V is volume of the system, R is the (Lorentz) invariant π^0 production rate per unit time and volume in photon fusion, and $R_{\pi^0 \rightarrow \gamma\gamma}$ is the invariant π^0 decay rate per unit volume and time.

We assume that in the laboratory frame the momentum distribution of produced π^0 are characterized by the ambient temperature. We note that the plasma produced pions (and muons) are in general not in chemical equilibrium. The distribution functions which maximize entropy content at given particle number and energy content are [6]:

$$f_\pi = \frac{1}{\Upsilon_{\pi^0(\pi^\pm)}^{-1} e^{u \cdot p_\pi / T} - 1}, \quad f_\mu = \frac{1}{\Upsilon_\mu^{-1} e^{u \cdot p_\pi / T} + 1}, \quad (11)$$

where $\Upsilon_{\pi^0(\pi^\pm)}$ and Υ_μ are particles fugacities. The chemical equilibrium corresponds to $\Upsilon_{\pi^0(\pi^\pm)} = \Upsilon_\mu = 1$ used in figure 1 on right. We occasionally refer to $f_\pi \rightarrow f_-$ as the boson distribution function and to $f_\mu \rightarrow f_+$ as the Fermi distribution function.

In the case of interest here, when $T < m$, it suffices to consider the Boltzmann limit of the quantum distributions Eq.(11), that is to drop the ‘one’ in the denominator. Using the the Boltzmann momentum distribution and taking the non-relativistic limit we have:

$$\frac{N_\pi}{V} \equiv n_\pi = \Upsilon_\pi \frac{1}{2\pi^2} T m_\pi^2 K_2(m_\pi/T) \rightarrow \Upsilon_\pi \left(\frac{m_\pi T}{2\pi} \right)^{3/2} e^{-m_\pi/T} + \dots \quad (12)$$

Which can simply be understood to define the relation of fugacity Υ_π to the yield. This equation allows now to study the production dynamics as if we were dealing with a π^0 in a thermal bath, and to exploit the detailed balance between decay and production process in order to estimate the rate of π^0 production. This consideration should not be understood as assumption of equilibration of π^0 , which in fact upon production will be lost from the small plasma drop.

In [7] the detailed balance relation is derived in detail, yet it is clear on intuitive grounds that it has to take the form

$$R_{\pi^0 \rightarrow \gamma\gamma} = \Upsilon_{\pi^0} R_{\gamma\gamma \rightarrow \pi^0}. \quad (13)$$

in order to allow that Eq.(10) can be written in the form:

$$\frac{1}{V} \frac{dN_{\pi^0}}{dt} = (1 - \Upsilon_{\pi^0}) R_{\gamma\gamma \rightarrow \pi^0}. \quad (14)$$

For $\Upsilon_{\pi^0} \rightarrow 1$ we reach chemical equilibrium, the time variation of density due to production and decay vanishes.

We introduce the pion equilibration (relaxation) time constant by:

$$\tau_{\pi^0} = \frac{dn_{\pi^0}/d\Upsilon_{\pi^0}}{R_{\gamma\gamma \rightarrow \pi^0}}. \quad (15)$$

Note that when the volume does not change in time on scale of τ_{π^0} (absence of expansion dilution) and thus T is constant, the left hand side of Eq.(14) becomes dn_{π^0}/dt . Given the relaxation time definition Eq.(15) the time evolution for of the pion fugacity for a system at fixed time independent temperature satisfies:

$$\tau_{\pi^0} \frac{d\Upsilon_{\pi^0}}{dt} = 1 - \Upsilon_{\pi^0}, \quad (16)$$

which has the analytical solution $\Upsilon_{\pi^0} = 1 - e^{-t/\tau_{\pi^0}}$, justifying the proposed definition of the relaxation constant.

We note that Eq.(16) also describes the decay of a π^0 . Therefore, up to small modifications introduced by the thermal medium (see discussion below),

$$\tau_{\pi^0} \simeq \tau_{\pi^0}^0 \quad (17)$$

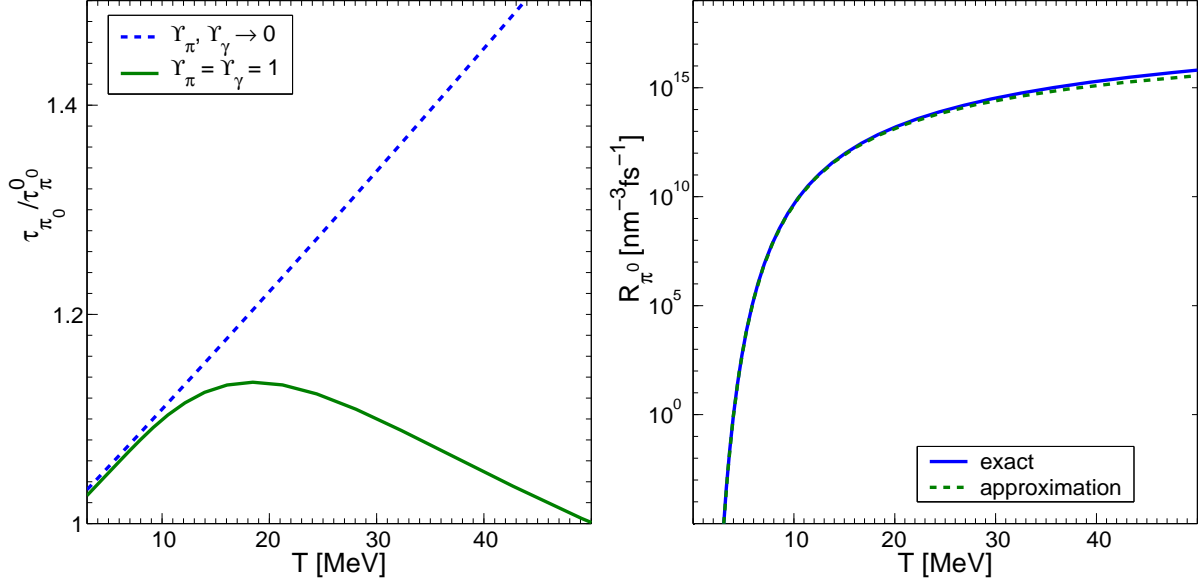


FIG. 2: On left the ratios $\tau_{\pi^0}/\tau_{\pi^0}^0$ as functions of temperature T for relativistic Boltzmann limit (or $\Upsilon_{\pi^0}, \Upsilon_{\gamma} \rightarrow 0$) (blue, dashed line) and for exact solution, $\Upsilon_{\pi} = \Upsilon_{\gamma} = 1$ (green, solid line); on the right the π^0 production rate (blue, solid line) and approximate rate from Eq.(18) (green dashed line) as functions of temperature T

The π^0 production rate is thus related to the decay rate $1/\tau_{\pi^0}^0$ by the simple formula

$$R_{\gamma\gamma \rightarrow \pi^0} \simeq \frac{dn_{\pi^0}/d\Upsilon_{\pi^0}}{\tau_{\pi^0}^0} \simeq \left(\frac{m_{\pi} T}{2\pi} \right)^{3/2} \frac{e^{-m_{\pi}/T}}{\tau_{\pi^0}^0}, \quad (18)$$

where in the last expression we have used Eq.(12) in the limit $m \gg T$. It is important for the reader to recognize that our intuitive derivation based on detailed balance in thermally equilibrated plasma is in fact valid even if all that happens is the process $\gamma\gamma \rightarrow \pi^0$ without thermalization of π^0 . Our Eq.(18) follows solely considering this process and using unitarity relation

$$|\langle p_1 \gamma p_2 \gamma | M | p_{\pi} \rangle|^2 = |\langle p_{\pi} | M | p_1 \gamma p_2 \gamma \rangle|^2, \quad (19)$$

that is that the square of the quantum matrix element for the production process of π^0 is the same as for the decay.

Eq.(18) is exact when the assumption Eq.(17) holds. It turns out that there are both relativistic and quantum effects which contribute and they (nearly) cancel: the relativistic effect arises because τ_{π^0} in Eq.(18) is in lab frame while the known $\tau_{\pi^0}^0$ is in the pion rest frame. In the relativistic Boltzmann limit the correction is obtained considering the related time dilation effect [7] is:

$$\tau_{\pi^0} = \frac{\tau_{\pi^0}^0}{\langle 1/\gamma \rangle} = \tau_{\pi^0}^0 \frac{K_2(m_{\pi^0}/T)}{K_1(m_{\pi^0}/T)}, \quad (20)$$

where $\langle 1/\gamma \rangle$ is average inverse Lorentz factor. We find that this effect implies that τ_{π^0} in the lab frame increases with temperature. This effect is shown by dashed (blue) line on the left in figure 2. With increasing furthermore temperature quantum distribution functions for photons and for the produced particle need to be considered. This leads to the result shown as solid line (green) on the left in figure 2. Thus in general $\tau_{\pi^0} > \tau_{\pi^0}^0$, by up to 14%.

To obtain this result we evaluate $R_{\gamma\gamma \rightarrow \pi^0}$, which can be written as

$$R_{\gamma\gamma \rightarrow \pi^0} = \int \frac{d^3 p_{\pi}}{(2\pi)^3 2E_{\pi}} \int \frac{d^3 p_{2\gamma}}{(2\pi)^3 2E_{2\gamma}} \int \frac{d^3 p_{1\gamma}}{(2\pi)^3 2E_{1\gamma}} (2\pi)^4 \delta^4(p_{1\gamma} + p_{2\gamma} - p_{\pi}) \times \sum_{spin} |\langle p_1 \gamma p_2 \gamma | M | p_{\pi} \rangle|^2 f_{\pi}(p_{\pi}) f_{\gamma}(p_{1\gamma}) f_{\gamma}(p_{2\gamma}) \Upsilon_{\pi^0}^{-1} e^{u \cdot p_{\pi}/T}. \quad (21)$$

where we used for Fermi (f_+) and Bose (f_-) distributions the relation

$$1 \mp f_{\pm} = \Upsilon_i e^{u \cdot p_i / T} f_{\pm}, \quad (22)$$

which defines the usual distribution f_{\pm} for the particle i .

Using unitarity we relate the matrix elements of production process to the decay process, Eq.(19) and we obtain the formation rate [7]:

$$R_{\gamma\gamma \rightarrow \pi^0} = \frac{1}{(2\pi)^2} \frac{m_{\pi}}{\tau_0} \int_0^{\infty} \frac{p_{\pi}^2 dp_{\pi}}{E_{\pi}} \frac{\Upsilon_{\pi^0}^{-1} e^{E_{\pi}/T}}{\Upsilon_{\pi^0}^{-1} e^{E_{\pi}/T} \pm 1} \Phi(p_{\pi}), \quad (23)$$

where

$$\Phi(p_{\pi}) = \int_{-1}^1 d\zeta \frac{1}{e^{(a-b\zeta)} - 1} \frac{1}{e^{(a+b\zeta)} - 1}, \quad (24)$$

with

$$a = \frac{\sqrt{m_{\pi}^2 + p_{\pi}^2}}{2T}; \quad b = \frac{p_{\pi}}{2T}. \quad (25)$$

This integral can be evaluated as

$$\Phi(p_{\pi^0}) = \frac{2}{b(e^{2a} - 1)} \left(b + \ln \left(1 + \frac{(e^{(b-a)} - e^{-(a+b)})}{(1 - e^{b-a})} \right) \right). \quad (26)$$

This exact result (blue, solid line) is compared to the approximate result Eq.(18) (green, dashed line) on the right in figure 2. We note that it is hard to discern a difference on logarithmic scale, especially so for small temperatures where the only (small) effect is the relativistic time dilation. This implies that it is appropriate to use the simple intuitive result Eq.(18) in the study of π^0 production.

Before closing this section we note that we can use exactly the same method to extract from the partial width of the $\pi_0 \rightarrow e^+e^-$ the reaction rate for the inverse process, which will be discussed below. All arguments carry through in identical and exact fashion replacing where appropriate the Bose by Fermi distributions and using Eq.22.

B. Muon production

In the plasma under consideration, muons can be directly produced in the reactions:

$$\gamma + \gamma \rightarrow \mu^+ + \mu^-, \quad (27)$$

$$e^+ + e^- \rightarrow \mu^+ + \mu^-. \quad (28)$$

For reactions (27) and (28) the master evolution equation developed for the study of thermal strangeness in heavy ion collisions applies [8, 9, 10, 11]

$$\frac{1}{V} \frac{dN_{\mu}}{dt} = (1 - \Upsilon_{\mu}^2) (R_{\gamma\gamma \rightarrow \mu^+\mu^-} + R_{e^+e^- \rightarrow \mu^+\mu^-}). \quad (29)$$

Like before for π^0 we consider the master equation in order to find appropriate definition of the relaxation time constant for μ^{\pm} production. In no way should this be understood to imply that muons are retained in the small plasma drop. The μ production relaxation time is defined by:

$$\tau_{\mu} = \frac{1}{a} \frac{dn_{\mu}/d\Upsilon_{\mu}}{(R_{\gamma\gamma \rightarrow \mu^+\mu^-} + R_{e^+e^- \rightarrow \mu^+\mu^-})}. \quad (30)$$

This assures that, omitting the volume expansion, i.e. the dilution effect, the evolution of the muon fugacity obeys the equation

$$a\tau_{\mu} \frac{d\Upsilon_{\mu}}{dt} = 1 - \Upsilon_{\mu}^2, \quad (31)$$

which has the simple analytical solution [9]:

$$\Upsilon_\mu = \tanh t/a\tau_\mu \quad (32)$$

and shows the behavior $\Upsilon_\mu \rightarrow 1 - e^{-2t/a\tau_\mu}$ near to chemical equilibrium, and $\Upsilon_\mu = t/(a\tau_\mu)$ for small Υ_μ . These solutions justify definition Eq.(30). We note that near to chemical equilibrium it is appropriate to use $a = 2$ in definition of relaxation time Eq.(30), while in the latter case applicable to this work a more physical choice would be $a = 1$. However, in the results presented below the value $a = 2$ is used as is in general customary.

The invariant muon production rate in photon fusion is:

$$R_{\gamma\gamma \rightarrow \mu^+\mu^-} = \int \frac{d^3 p_{\mu^+}}{(2\pi)^3 2E_{\mu^+}} \int \frac{d^3 p_{\mu^-}}{(2\pi)^3 2E_{\mu^-}} \int \frac{d^3 p_{1\gamma}}{(2\pi)^3 2E_{1\gamma}} \int \frac{d^3 p_{2\gamma}}{(2\pi)^3 2E_{2\gamma}} (2\pi)^4 \delta^4(p_{1\gamma} + p_{2\gamma} - p_{\mu^+} - p_{\mu^-}) \times \sum_{spin} |\langle p_{1\gamma} p_{2\gamma} | M_{\gamma\gamma \rightarrow \mu^+\mu^-} | p_{\mu^+} p_{\mu^-} \rangle|^2 f_\gamma(p_{1\gamma}) f_\gamma(p_{2\gamma}) f_\mu(p_{\mu^+}) f_\mu(p_{\mu^-}) e^{u \cdot (p_{\mu^+} + p_{\mu^-})/T} \quad (33)$$

and the invariant muon production rate in electron-positron fusion is:

$$R_{e^+e^- \rightarrow \mu^+\mu^-} = \int \frac{d^3 p_{\mu^+}}{(2\pi)^3 2E_{\mu^+}} \int \frac{d^3 p_{\mu^-}}{(2\pi)^3 2E_{\mu^-}} \int \frac{d^3 p_{e^+}}{(2\pi)^3 2E_{e^+}} \int \frac{d^3 p_{e^-}}{(2\pi)^3 2E_{e^-}} (2\pi)^4 \delta^4(p_{e^+} + p_{e^-} - p_{\mu^+} - p_{\mu^-}) \times \sum_{spin} |\langle p_{e^+} p_{e^-} | M_{e^+e^- \rightarrow \mu^+\mu^-} | p_{\mu^+} p_{\mu^-} \rangle|^2 f_e(p_{e^+}) f_e(p_{e^-}) f_\mu(p_{\mu^+}) f_\mu(p_{\mu^-}) e^{u \cdot (p_{\mu^+} + p_{\mu^-})/T}. \quad (34)$$

The muons distribution function is the Fermi function Eq.(11).

The $\sum |M_{e^+e^- \rightarrow \mu^+\mu^-}|^2$ differs from often considered heavy quark production $\sum |M_{q\bar{q} \rightarrow c\bar{c}}|^2$ [12, 13] ($m_c \gg m_q$) by color factor $2/9$, and the coupling $\alpha_s \rightarrow \alpha$ of QCD has to be changed to QED, $\alpha = 1/137$. Then we obtain, based on above references:

$$\sum |M_{e^+e^- \rightarrow \mu^+\mu^-}|^2 = g_e^2 8\pi^2 \alpha^2 \frac{(m^2 - t)^2 + (m^2 - u)^2 + 2m^2 s}{s^2}, \quad (35)$$

where $m = 106$ MeV is the muon mass. s, t, u are the usual Mandelstam variables: $s = (p_1 + p_2)^2$, $t = (p_3 - p_1)^2$, $u = (p_3 - p_2)^2$, $s + t + u = 2m^2$. For the total averaged over initial states $|M|^2$ for photons fusion we have

$$|M_{\gamma\gamma \rightarrow \mu^+\mu^-}|^2 = 32\pi^2 \alpha^2 \left(-4 \left(\frac{m^2}{m^2 - t} + \frac{m^2}{m^2 - u} \right)^2 + 4 \left(\frac{m^2}{m^2 - t} + \frac{m^2}{m^2 - u} \right) + \frac{m^2 - u}{m^2 - t} + \frac{m^2 - t}{m^2 - u} \right), \quad (36)$$

where degeneracy $g_\gamma = 2$. For small energy $s \approx 4m^2$ and $t(u) \approx -m^2$

$$|M_{\gamma\gamma \rightarrow \mu^+\mu^-}|^2 = 64\pi^2 \alpha^2, \quad |M_{e^+e^- \rightarrow \mu^+\mu^-}|^2 = 32\pi^2 \alpha^2. \quad (37)$$

The $e^+e^- \rightarrow \mu^+\mu^-$ reaction has to involve a single photon, and thus it is more constrained (by factor 2) compared to photon fusion, which is governed by Compton type Feynman diagram.

Integrals in Eq.(34) and (33) can be cast into the form [10]:

$$R_{e^+e^-(\gamma\gamma) \rightarrow \mu^+\mu^-} = \frac{1}{1+I} \frac{(4\pi)(2\pi)}{(2\pi)^4 16} \int_0^\infty dq_0 \int_0^{s-q_0^2} dq \int_{-\frac{q}{2}}^{\frac{q}{2}} dp_0 \int_{-\frac{q^*}{2}}^{\frac{q^*}{2}} dp'_0 \int_0^\infty dp \int_0^\infty dp' \int_{-1}^1 d(\cos \theta) \int_{-1}^1 d(\cos \phi) \times \int_0^{2\pi} d\chi \delta \left(p - \left(p_0^2 + \frac{s}{4} \right)^{1/2} \right) \delta \left(p' - \left(p'^2_0 - m_\mu^2 + \frac{s}{4} \right)^{1/2} \right) \delta \left(\cos \theta - \frac{q_0 p_0}{qp} \right) \delta \left(\cos \phi - \frac{q'_0 p'_0}{qp} \right) \times \sum |M_{e^+e^-(\gamma\gamma) \rightarrow \mu\mu}|^2 f_\mu \left(\frac{q_0}{2} + p_0 \right) f_\mu \left(\frac{q_0}{2} - p_0 \right) f_e(\gamma) \left(\frac{q_0}{2} + p'_0 \right) f_e(\gamma) \left(\frac{q_0}{2} - p'_0 \right) \exp(-q_0/T), \quad (38)$$

where $q^* = q\sqrt{1 - \frac{m_\mu^2}{s}}$. The integration over $p, p', \cos \theta, \cos \phi$ can be done analytically because of delta-functions. The other integrals can be evaluated numerically.

C. π^\pm production

π^\pm can be produced in $\pi_0\pi_0$ charge exchange scattering:

$$\pi^0 + \pi^0 \rightarrow \pi^+ + \pi^-, \quad (39)$$

as well as in two photon, and in electron-positron fusion processes

$$\gamma + \gamma \rightarrow \pi^+ + \pi^-, \quad (40)$$

$$e^+ + e^- \rightarrow \pi^+ + \pi^-. \quad (41)$$

We find that for π^\pm production, the last two processes are much slower compared to the first, in case that π_0 density is near chemical equilibrium.

The time evolution equations for number of π^\pm are similar to Eq. (29):

$$\frac{1}{V} \frac{dN_{\pi^\pm}}{dt} = (\Upsilon_{\pi^0}^2 - \Upsilon_{\pi^\pm}^2) \frac{1}{\Upsilon_{\pi^0}^2} R_{\pi^0\pi^0 \rightarrow \pi^+\pi^-} + (1 - \Upsilon_{\pi^\pm}^2) R_{\gamma\gamma \rightarrow \pi^+\pi^-} + (1 - \Upsilon_{\pi^\pm}^2) R_{e^+e^- \rightarrow \pi^+\pi^-}. \quad (42)$$

In order to evaluate the pion production rates in two body processes we use reaction cross section, and the relation [14]:

$$R_{12 \rightarrow \pi^+\pi^-} = \Upsilon_1 \Upsilon_2 \frac{g_1 g_2}{32\pi^4} \frac{T}{1+I} \int_{s_{th}}^{\infty} ds \sigma(s) \frac{\lambda_2(s)}{\sqrt{s}} K_1(\sqrt{s}/T), \quad (43)$$

where

$$\lambda_2(s) = (s - (m_1 + m_2)^2)(s - (m_1 - m_2)^2), \quad (44)$$

m_1 and m_2 , g_1 and g_2 , Υ_1 and Υ_2 are masses, degeneracy and fugacities of initial interacting particles.

For the respective three cross sections we use:

- The cross section for charge exchange π^0 scattering reaction Eq.(39) have been considered in depth recently [15]:

$$\sigma = \frac{16\pi}{9} \sqrt{\frac{s - 4M_{\pi^\pm}^2}{s - 4M_{\pi^0}^2}} (a_0^{(0)} - a_0^{(2)})^2; \quad (45)$$

where $a_0^{(0)} - a_0^{(2)} = 0.27/M_{\pi^\pm}$. This is the dominant process for charge pion production, subject to presence of π^0 .

- For process Eq.(40), the cross section of π^\pm production in photon fusion we use [16]:

$$\sigma_{\gamma\gamma \rightarrow \pi^+\pi^-} = \frac{2\pi\alpha^2}{s} \left(1 - \frac{4m_\pi^2}{s}\right)^{1/2} \left(\frac{m_V^4}{(1/2s + m_V^2)(1/4s + m_V^2)}\right), \quad (46)$$

where $m_V = 1400.0$ MeV. As we will see from numerical calculations given the cross sections for $\gamma\gamma \rightarrow \pi^+\pi^-$ resulting production rates will be smaller than the charge exchange $\pi^0\pi^0 \rightarrow \pi^+\pi^-$ reaction.

- For process Eq.(41), the cross section of π^\pm production in electron - positron fusion we use [17]:

$$\sigma_{e^+e^- \rightarrow \pi^+\pi^-} = \frac{\pi\alpha^2}{3} \frac{(s - 4m_\pi^2)^{3/2}}{s^{5/2}} |F(s)|^2. \quad (47)$$

The form factor $F(s)$ can be written in the form:

$$F(s) = \frac{m_\rho^2 + dm_\rho\Gamma_\rho}{m_\rho^2 - s + \Gamma_\rho(m_\rho^2/k_\rho^3)[k^2(h(s) - h(m_\rho^2)) + k_\rho^2 h'(m_\rho^2)(m_\rho^2 - s)] - im_\rho(k/k_\rho)^3 \Gamma_\rho(m_\rho/\sqrt{s})}; \quad (48)$$

where

$$k = \left(\frac{1}{4}s - m_\pi^2\right)^{1/2}; \quad k_\rho = \left(\frac{1}{4}m_\rho^2 - m_\pi^2\right)^{1/2}; \quad h(s) = \frac{2}{\pi} \frac{k}{\sqrt{s}} \ln\left(\frac{\sqrt{s} + 2k}{2m_\pi}\right);$$

$m_\rho = 775$ MeV, $\Gamma_\rho = 130$ MeV, $d = 0.48$. Given this cross section we also find that the rate of charged pion production is small when compared to π_0 -charge exchange scattering.

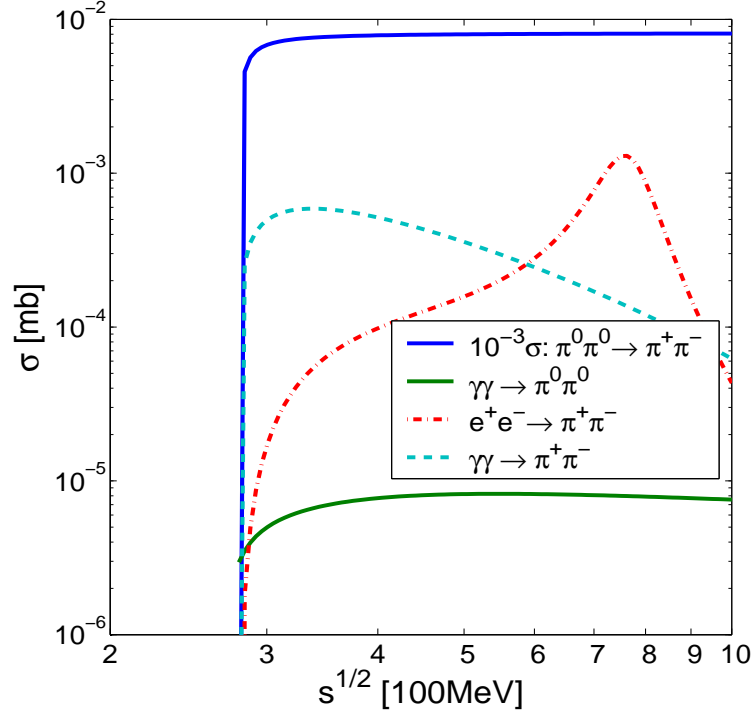


FIG. 3: The cross section σ for the different channel of pion production, and pion charge exchange, as functions of \sqrt{s} . See figure box, and text for further details.

The cross sections for $\pi^+\pi^-$ pair production, evaluated using Eqs.(45), (46) and (47) are presented in figure 3 as functions of reaction energy \sqrt{s} . Top solid line (blue) is for charged pions production in π^0 scattering Eq.(39), the magnitude of this cross section being very large we reduce it in presentation by factor 1000; the dashed line is for $\pi^+\pi^-$ production in photon fusion Eq.(40); dash-dotted line is for electron positron fusion Eq.(41). The bottom solid line (green) is for photon fusion into two neutral pions, Eq.(46). We note that some of these results are currently under intense theoretical discussion as they relate to chiral symmetry. For our purposes the level of precision here presented is quite adequate.

III. NUMERICAL RESULTS

A. Particle production relaxation times

In figure 4 we show relaxation time τ for the different processes considered as function of temperature $T \in \{3, 50\}$ MeV. Because of the large difference in production rates which can be compensated by different densities of particles present (magnitudes of fugacities) we introduce partial relaxation time for each of the three reactions $\pi^0\pi^0 \rightarrow \pi^+\pi^-$, $\gamma\gamma \rightarrow \pi^+\pi^-$ and $e^+ + e^- \rightarrow \pi^+\pi^-$:

$$\tau_{\pi^0\pi^0 \rightarrow \pi^+\pi^-} = \frac{\Upsilon_{\pi^0}}{2} \frac{dn_{\pi^\pm}/d\Upsilon_{\pi^\pm}}{R_{\pi^0\pi^0 \rightarrow \pi^+\pi^-}}; \quad \tau_{\gamma\gamma \rightarrow \pi^+\pi^-} = \frac{1}{2} \frac{dn_{\pi^\pm}/d\Upsilon_{\pi^\pm}}{R_{\gamma\gamma \rightarrow \pi^+\pi^-}}; \quad \tau_{e^+e^- \rightarrow \pi^+\pi^-} = \frac{1}{2} \frac{dn_{\pi^\pm}/d\Upsilon_{\pi^\pm}}{R_{e^+e^- \rightarrow \pi^+\pi^-}}; \quad (49)$$

When $T \ll m$, we can use the Boltzmann approximation to the particle distribution functions. Since in this limit the density is proportional to Υ the relaxation times doesn't depend on Υ . To account for small deviation from Boltzmann limit at $T \simeq 50$ MeV we used exact equations with $\Upsilon_i = 1$ to calculate τ for each case. In addition to these three cases Eq.(49) we show in figure 4 the muon production relaxation time Eq.(30), the two photon fusion into π^0 relaxation time Eq.(15), a nearly horizontal line (turquoise, bottom), which is slightly greater than the free space π^0 decay rate. Finally, the long dashed line at about 10^8 times greater value of time is the electron-positron fusion into π^0 , Eq.(9).

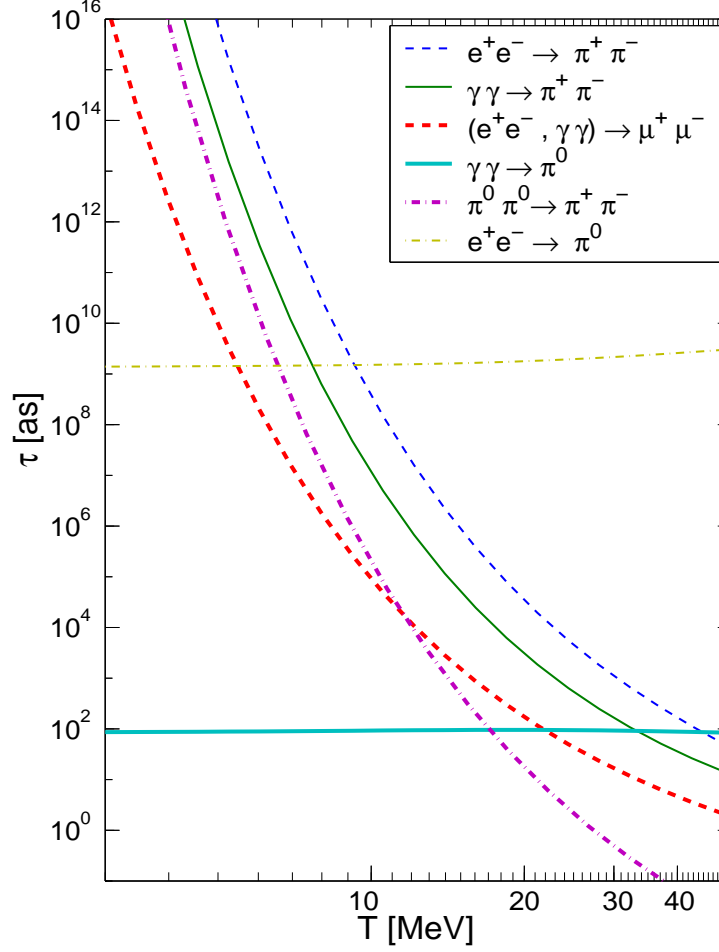


FIG. 4: The relaxation time τ for the different channels of pion and muon production, as functions of plasma temperature T . See figure box, and text for details.

B. Rates of pion and muon formation

In figure 5 we show on left as a solid (blue) line as function of fireball temperature the rate per unit volume and time for the process $\gamma + \gamma \rightarrow \pi^0$, the dominant mechanism of pion production. The other solid line with dots corresponds to $e^+ + e^- \rightarrow \pi^0$ reaction which in essence remains, in comparison, insignificant. Its importance derives from the fact that it provides the second most dominant path to π_0 formation at lowest temperatures considered, and it operates even if and when photons are not confined to remain in the plasma drop.

We improve the rate presentation on the right hand side in figure 5: considering that the formation of a plasma state involves an experimentally given fireball energy content \mathcal{E} in Joules, we use this to eliminate the volume V at each temperature T : Eq.(6):

$$R'_{\gamma\gamma\rightarrow\pi^0} \equiv \frac{d^2 W'_{\gamma\gamma\rightarrow\pi^0}}{dt d\mathcal{E}} = \frac{1}{g\sigma T^4} \frac{d^4 W_{\gamma\gamma\rightarrow\pi^0}}{dV dt} = \frac{1}{g\sigma T^4} R_{\gamma\gamma\rightarrow\pi^0} \quad (50)$$

Considering the (good) approximate Eq.(18) we obtain:

$$R'_{\gamma\gamma\rightarrow\pi^0} \simeq \left(\frac{m_\pi}{2\pi T}\right)^{3/2} \frac{e^{-m_\pi/T}}{g\sigma T \tau_{\pi^0}^0}. \quad (51)$$

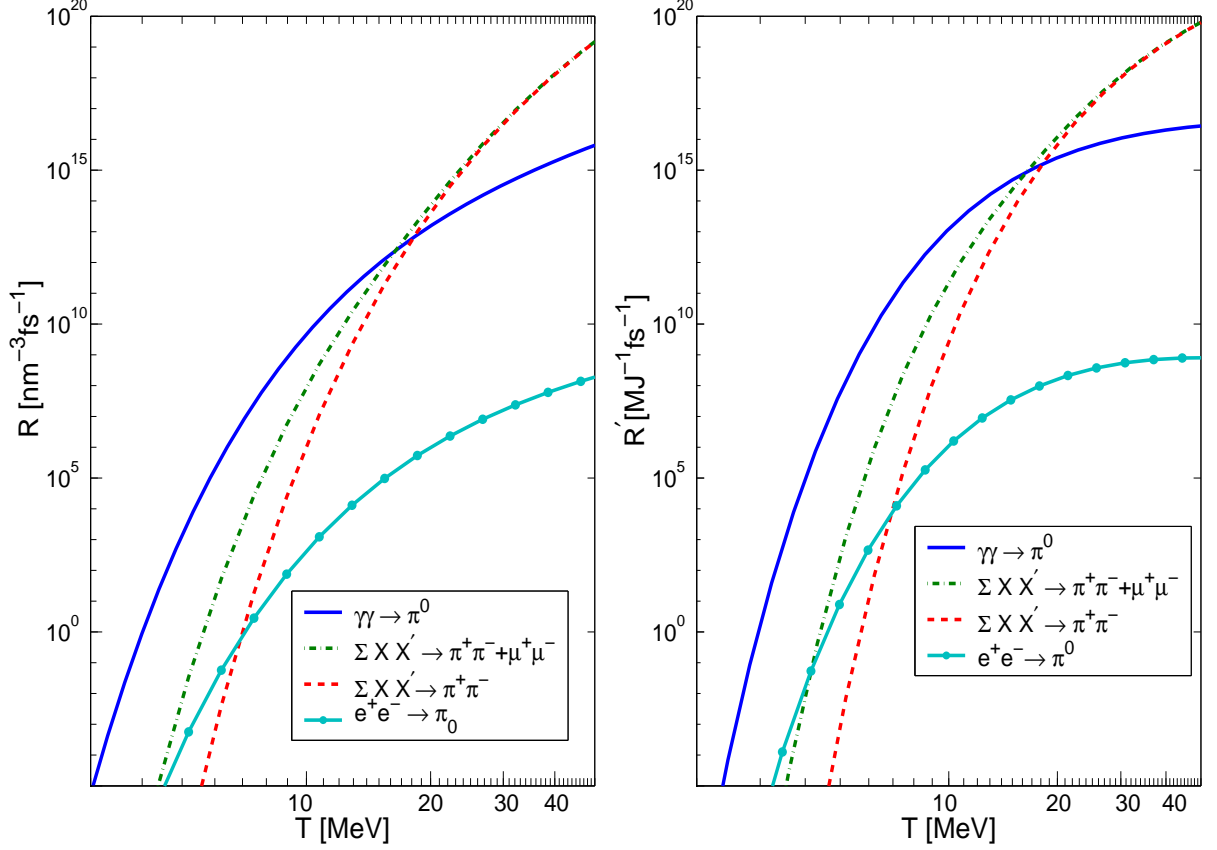


FIG. 5: The invariant pion production rates (in units of $\text{nm}^{-3}\text{fs}^{-1}$) functions of temperature T . On left in units of $\text{nm}^{-3}\text{fs}^{-1}$ and on right in units of $\text{MJ}^{-1}\text{fs}^{-1}$ (Joule meaning the energy content of the plasma ball). See box in figure and text for further details. Blue, solid line is rate for π^0 production in the reaction: $\gamma\gamma \rightarrow \pi^0$; green, dashed line is the rate for π^\pm production in charge exchange reaction $\pi^0\pi^0 \rightarrow \pi^+\pi^-$.

We use units such that $\hbar = c = k = 1$ and thus R' is a dimensionless expression. Recalling the value of these constants, the units we used for R' derive from $\text{MeV s} = 1.603 \cdot 10^{-4} \text{ MJ fs}$.

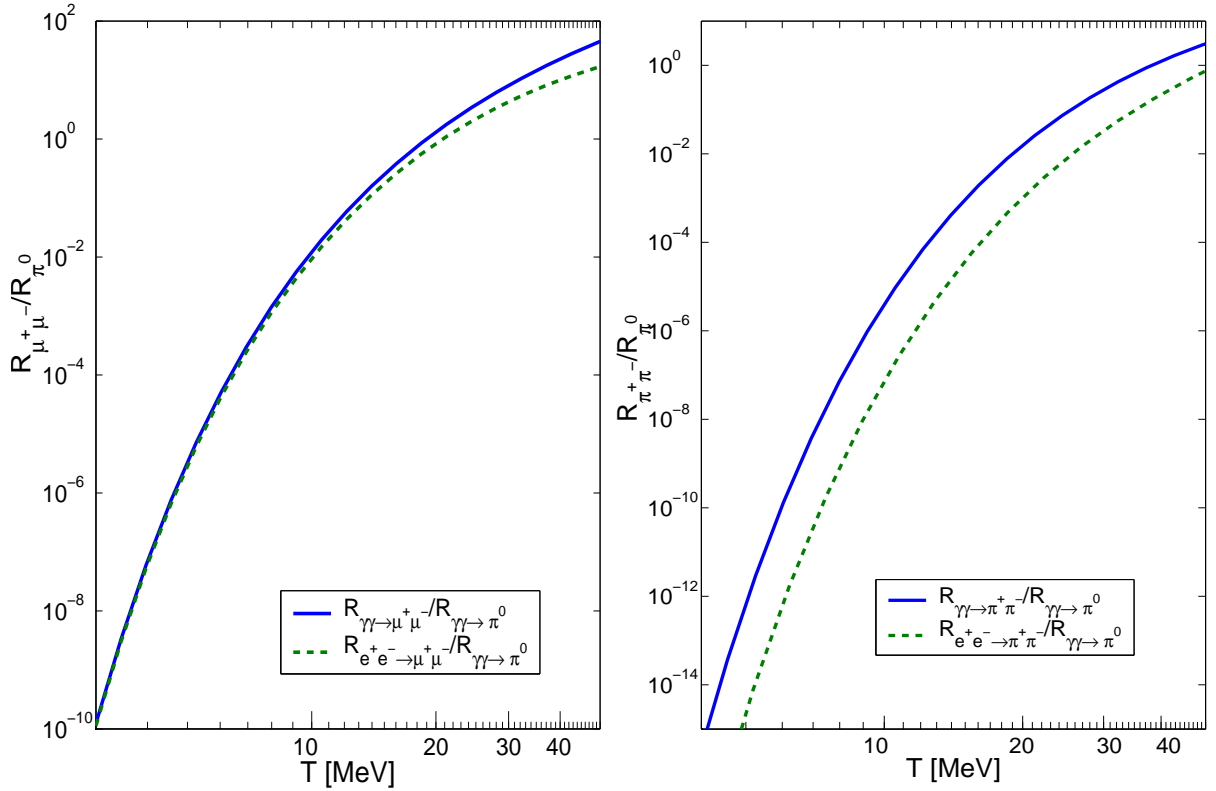
The other lines in figure 5 address the sum of formation rates of charged pion pairs (dashed, red) by all reactions considered in this work, $\pi^0 + \pi^0 \rightarrow \pi^+ + \pi^-$, $\gamma + \gamma \rightarrow \pi^+ + \pi^-$, $e^+ + e^- \rightarrow \pi^+ + \pi^-$. We also present the sum of all reactions leading to either a charged pion pair, or muon pair (dot-dashed, green) lines, that is adding in $\gamma + \gamma \rightarrow \mu^+ + \mu^-$, $e^+ + e^- \rightarrow \mu^+ + \mu^-$. The rationale for this presentation is that we do not care how a heavy particle is produced, as long as it can be observed. The dashed (red) line assumes that we specifically look for charged pions, and dot-dashed (green) line that we wait till charged pions decays, being interested in the total final muon yield. The π^0 production rate (blue, solid line) is calculated using Eq.(21) and yields on the logarithmic scale nearly indistinguishable result from the approximation Eq.(18). For π^\pm production we refer to section II C and for μ^\pm production we refer to II B.

In table I we show the values of key reaction rates R and relaxation times τ at $T = 5$ and 15 MeV . We note the extraordinarily fast rise of the rates with temperature, in some instances bridging 15 – 20 orders in magnitude when results for $T = 5$ and 15 MeV are compared.

In order to understand the individual contributions to the different reactions entering the sum of rates presented above, we show as function of temperature in the figure 6 the relative strength of muon pair (left) and charge pion (on right) electromagnetic ($\gamma + \gamma$, $e^+ + e^-$) production, using as the reference the $\gamma + \gamma \rightarrow \pi^0$ reaction. The μ^\pm production rates are calculated using Eq.(38) with $|M|^2$ from Eq.(35) and Eq.(36) respectively. This ratio is smaller than unity for $T \lesssim 20 \text{ MeV}$. For larger T , the muon direct production rate becomes larger than π^0 production rate. Charged pions (on right in figure 6) can be produced in direct reaction at a rate larger than neutral pions only for

TABLE I: Values of rates, relaxation times for all reactions at $T = 5$ MeV and $T = 15$ MeV

reaction	$T = 5$ MeV τ [as]	$T = 5$ MeV R [$\text{nm}^{-3}\text{fs}^{-1}$]	$T = 15$ MeV τ [as]	$T = 15$ MeV R [$\text{nm}^{-3}\text{fs}^{-1}$]
$\gamma\gamma \leftrightarrow \pi^0$	$8.82 \cdot 10^2$	$3.3 \cdot 10^3$	$9.5 \cdot 10^2$	$1.2 \cdot 10^{12}$
$e^+e^- \leftrightarrow \mu^+\mu^-$	$1.2 \cdot 10^{10}$	$3.2 \cdot 10^{-3}$	$1.9 \cdot 10^3$	$1.5 \cdot 10^{11}$
$\gamma\gamma \leftrightarrow \mu^+\mu^-$	$1.0 \cdot 10^{10}$	$3.7 \cdot 10^{-3}$	$1.3 \cdot 10^3$	$2.1 \cdot 10^{11}$
$\pi^0\pi^0 \leftrightarrow \pi^+\pi^-$	$2.9 \cdot 10^{12}$	$2.1 \cdot 10^{-8}$	$4.6 \cdot 10^2$	$9.5 \cdot 10^{10}$
$\gamma\gamma \leftrightarrow \pi^+\pi^-$	$6.4 \cdot 10^{13}$	$9.7 \cdot 10^{-10}$	$5.1 \cdot 10^4$	$8.7 \cdot 10^8$
$e^+e^- \leftrightarrow \pi^+\pi^-$	$7.8 \cdot 10^{15}$	$7.9 \cdot 10^{-12}$	$9.5 \cdot 10^5$	$4.6 \cdot 10^7$

FIG. 6: On left: Muon and on right charged pion production rates in electromagnetic processes normalized by π^0 production rate. Solid line (blue) for $\gamma\gamma$, dashed line (green) for e^+e^- induced process.

$T > 35$ MeV. The photon channel dominates.

IV. DISCUSSION AND CONCLUSIONS

For $T < 15$ MeV the π^0 production rate is dominant and the expected yields near to this range are very large, reaching the production rate $R' \simeq 10^{15}[\text{MJ}^{-1}\text{fs}^{-1}]$. Even in present day realistic environment of 0.1 –1 J plasma lasting a few fs, our results suggest that we can expect formation of a π^0 yield at the limit of detectability. Even though lasers alone cannot deliver much greater ‘shot-pulse’ energies today, one can envisage a two step process, an initial compression and preheating with conventional intense particle beam, followed by a laser shot which could in a small volume generate considerable heating. Clearly, there are many experimental opportunities to focus the laser energy and we choose to focus here on our theoretical context.

We found that the production of π^0 is the dominant coupling of electromagnetic radiation to heavy (hadronic) particles with $m \gg T$, and as we have here demonstrated that noticeable particle yields can be expected already at

modest temperatures $T \in \{3, 10\}$ MeV. The production of heavy particles requires energies of the magnitude $m/2$ and thus is due to collisions involving the (relatively speaking) far tails of a thermal particle distribution. If these tails fall off as a power law, instead of the Boltzmann exponential decay [18], a much greater yield of heavy particles could ensue. There could further be present a collective amplification to the production process e.g. by residual matter flows, capable to enhance the low temperature yields, or by collective plasma oscillations and inhomogeneities. These are just some of many reasons for expecting a greater particle yield than we computed here in microscopic and controllable approach. This consideration, and our encouraging ‘conventional’ results suggest that the study of π^0 formation in QED plasma is of considerable intrinsic interest.

In this context we note that a significant (1.2%) fraction $\pi^0 \rightarrow e^+e^-\gamma$ decays, which implies that the process $e^+ + e^- \rightarrow \gamma + \pi_0$ could be important. We cannot evaluate this process at present as it involves significant challenges in understanding of π_0 off-mass shell ‘anomalous’ coupling to two photons. To complete the study of all microscopic and significant pion production process we intend to return to this specific process in near future.

As the above example shows, the study of pions in QED plasma allows exploration of pion properties in electromagnetic medium. A related observation is the relatively large difference in mass between π^0 and π^\pm , $\Delta m/\overline{m} = 3.34\%$, believed to be due to the isospin symmetry breaking electromagnetic radiative corrections. This provides motivation for investigation of pion properties and specifically pion mass splitting in QED plasma at temperature $T \gtrsim \Delta m$ and in presence of electromagnetic fields.

The experimental study of π^0 in QED plasma environment is not an easy task. Normally, one would think that the study of the π^0 decay into two 67.5 MeV γ (+ thermal Doppler shift motion) produces a characteristic signature. However, the π^0 decay is in time and also in location overlapping with the plasma formation and disintegration. The debris of the plasma, reaches any detection system at practically the same time instance as does the 67.5 MeV γ . The large amount of available radiation will disable the detectors. On the other hand we realize that the hard thermal component of the plasma which leads to the production of π^0 is most attenuated by plasma dynamical expansion and thus it seems possible to plan for the detection of π^0 e.g. in a heavily shielded detection system.

The decay time of charged pions being 26 ns, and that of charged muons being 2.2 μ s it is possible to separate in time the plasma debris from the decay signal of these particles. Clearly, these particles can be detected with much greater ease, also considering that the decay product of interest is charged. For this reason, we also have in depth considered all channels of production of charged pions and muons. Noting that practically all charged pions turn into muons, we have also compared the yields of π^0 with all heavy particles, see dot-dashed (green) line in figure 6. This comparison suggests that for plasmas at a temperature reaching $T > 10$ MeV the production of final state muons will most probably be by far easier to detect. On the other hand for $T < 5$ MeV it would seem that the yield difference in favor of π^0 outweighs the detection system/efficiency loss considerations.

A further argument to make an effort to detect π^0 directly is that we can learn a lot about the properties of the plasma (lifespan, volume and temperature in early stages) from a comparative study of the π^0 and π^\pm yields. We have found that at about $T > 16$ MeV, the pion charge exchange $\pi^0\pi^0 \rightarrow \pi^+\pi^-$ reaction for chemically equilibrated π^0 yield is faster than the natural π^0 decay, and the chemical equilibration time constant, see the dot-dashed line in figure 4. Thus beyond this temperature the yield of charged pions can be expected to be in/near chemical equilibrium for a plasma which lives at, or above this temperature, for longer than 100 as.

In such an environment the yield of π^0 is expected to be near chemical equilibrium, since the decay rate is compensated by the production rate, and within 100 as the equilibrium yield is attained. Moreover, the thermal speed of produced π , in this temperature range, is nearly equal to the sound velocity of EP³, $v_s \simeq c/\sqrt{3} = 0.58c$. Thus the heavy π^0 particles can be seen as co-moving with the expanding/exploding EP³, which completes the argument to justify their transient chemical equilibrium yield in this condition. The global yield of neutral and charged pions will thus allow the study of volume and temperature history of the QED plasma. More specifically, since with decreasing temperature, for $T < 16$ MeV, there is a rapid increase of the relaxation time for the charge exchange process, there is a rather rapid drop of the charged pion yield below chemical equilibrium — we note that charge exchange equilibration time at $T = 10$ MeV is a factor 10^5 longer.

The relaxation time of electromagnetic production of muon pairs wins over π^0 relaxation time for $T > 22$ MeV, see dashed line, red, in figure 4, the direct electromagnetic processes of charged pion production (thin green, solid line for $\gamma\gamma \rightarrow \pi^+\pi^-$ and dashed, blue for $e^+e^- \rightarrow \pi^+\pi^-$) remain sub-dominant. Thus for $T > 22$ MeV we expect, following the same chain of arguments for muons as above for charged pions, a near chemical equilibrium yield. If the study of all these π^0, π^\pm, μ^\pm yields, and their spectra were possible, considerable insight into e^-, e^+, γ plasma (EP³) plasma formation and dynamics at $T < 25$ MeV can be achieved.

Acknowledgments

This research was supported by the DFG Cluster of Excellence: Munich Center for Advanced Photonics and by a grant from: the U.S. Department of Energy DE-FG02-04ER4131.

-
- [1] T. Tajima and G. Mourou Phys. Rev. ST Accel. Beams **5**, 031301 (2002).
 - [2] T. Tajima, G. Mourou and S.V. Bulanov Phys. Mod. Phys. **78**, 309 (2006)
 - [3] M. H. Thoma, arXiv:0801.0956 [physics.plasm-ph].
 - [4] Baifei Shen and J. Meyer-ter-Vehn Phys. Rev. E **65**, 016405 (2001).
 - [5] M. H. Thoma, private communication.
 - [6] See for example introduction in *Statistical Physics (Course of Theoretical Physics, Volume 5* by E M Lifshitz and L D Landau.
 - [7] I. Kuznetsova, T. Kodama and J. Rafelski, “Chemical Equilibration Involving Decaying Particles at Finite Temperature ” in preparation.
 - [8] T. Biro and J. Zimanyi, Phys. Lett. B **113**, 6 (1982).
 - [9] J. Rafelski and B. Muller, Phys. Rev. Lett. **48**, 1066 (1982) [Erratum-ibid. **56**, 2334 (1986)].
 - [10] T. Matsui, B. Svetitsky and L. D. McLerran, Phys. Rev. D **34**, 783 (1986) [Erratum-ibid. D **37**, 844 (1988)].
 - [11] P. Koch, B. Muller and J. Rafelski, Phys. Rept. **142**, 167 (1986).
 - [12] B. L. Combridge, Nucl. Phys. B **151**, 429 (1979).
 - [13] M. Gluck, J. F. Owens and E. Reya, Phys. Rev. D **17**, 2324 (1978).
 - [14] J. Letessier and J. Rafelski, Camb. Monogr. Part. Phys. Nucl. Phys. Cosmol. **18**, 1 (2002).
 - [15] R. Kaminski, J. R. Pelaez and F. J. Yndurain, “The pion-pion scattering amplitude. III: Improving the analysis with forward dispersion relations and Roy equations,” arXiv:0710.1150 [hep-ph].
 - [16] H. Terazawa, Phys. Rev. D **51**, 954 (1995).
 - [17] G. J. Gounaris and J. J. Sakurai, Phys. Rev. Lett. **21**, 244 (1968).
 - [18] T. S. Biro and A. Jakovac, Phys. Rev. Lett. **94**, 132302 (2005) [arXiv:hep-ph/0405202].