

Magnetic field switching in parallel quantum dots

Feng Li,¹ Xin-Qi Li,¹ Wei-Min Zhang,^{2,3} and S.A. Gurvitz⁴

¹*State Key Laboratory for Superlattices and Microstructures, Institute of Semiconductors, Chinese Academy of Sciences, P.O. Box 912, Beijing 100083, China*

²*National Center for Theoretical Science, Tainan, Taiwan 70101, ROC*

³*Department of Physics and Center for Quantum Information Science, National Cheng Kung University, Tainan, Taiwan 70101, ROC*

⁴*Department of Particle Physics, Weizmann Institute of Science, Rehovot 76100, Israel*
(Dated: February 6, 2020)

We show that the Coulomb blockade in parallel dots pierced by magnetic flux Φ completely blocks the resonant current for any value of Φ except for integer multiples of the flux quantum Φ_0 . This non-analytic (switching) dependence of the current on Φ arises only when the dot states that carry the current are of the same energy. The time needed to reach the steady state, however, diverges when $\Phi \rightarrow n\Phi_0$. This current switch effect can find application in nano-circuit devices.

PACS numbers: 73.23.-b, 73.23.Hk, 05.60.Gg

The system of two quantum dots coupled in parallel to two reservoirs has attracted a great deal of attention as a realization of a mesoscopic Aharonov–Bohm interferometer [1, 2, 3]. Indeed such a system pierced by an external magnetic field (Fig. 1) is an interference device whose transmission can be tuned by varying the magnetic field. In the absence of the interdot electron–electron interaction, the interference effects in the resonant current through this system are quite transparent. This is not the case, however, for interacting electrons.

Consider for instance a strong interdot electron–electron repulsion—a Coulomb blockade. While the two dots may be occupied simultaneously in the noninteracting model, the Coulomb blockade prevents this. At first sight one might not expect that this repulsion could dramatically modify the resonant current’s dependence on the magnetic field. We find, however, that the resonant current is completely blocked for any value of the magnetic flux except for integer multiples of the flux quantum $\Phi_0 = h/e$. This striking effect has so far been overlooked in the literature.

In this Letter we show how such a switching effect can be seen in the exact analytical solution for certain symmetric choices of the quantum dots’ parameters. This solution can be found in the infinite bias limit, which we justify by comparing the finite- and infinite-bias cases for non-interacting electrons. We then present an explanation of the switching effect in simple physical terms. This explanation allows us to formulate general conditions for this phenomenon and clearly displays its generic nature.

Consider a double dot (DD) connected in parallel to two reservoirs, as shown in Fig. 1. For simplicity we consider spinless electrons. We also assume that each of the dots contains only one level, E_1 and E_2 respectively. In the presence of a magnetic field, the system can be

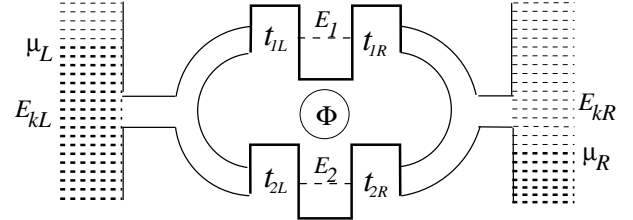


FIG. 1: Resonant tunneling through two parallel dots pierced by the magnetic flux Φ .

described by the following tunneling Hamiltonian,

$$H = H_0 + H_T + \sum_{\mu=1,2} E_{\mu} d_{\mu}^{\dagger} d_{\mu} + U d_1^{\dagger} d_1 d_2^{\dagger} d_2. \quad (1)$$

Here the first term, $H_0 = \sum_k [E_{kL} a_{kL}^{\dagger} a_{kL} + E_{kR} a_{kR}^{\dagger} a_{kR}]$, describes the reservoirs and H_T describes their coupling to the dots,

$$H_T = \sum_{\mu,k} \left(t_{\mu L} d_{\mu}^{\dagger} a_{kL} + t_{\mu R} a_{kR}^{\dagger} d_{\mu} \right) + H.c., \quad (2)$$

where $\mu = 1, 2$ and a_{kL}^{\dagger} and a_{kR}^{\dagger} are the creation operators for the electrons in the reservoirs while $d_{1,2}^{\dagger}$ are the creation operators for the DD. The last term in Eq. (1) describes the interdot repulsion. We assume that there is no direct transmission between the dots and that the couplings of the dots to the leads, $t_{\mu L(R)}$, are independent of energy. In the absence of a magnetic field one can always choose the gauge in such a way that all couplings are real. In the presence of a magnetic flux Φ , however, the tunneling amplitudes between the dots and the reservoirs are in general complex. We write $t_{\mu L(R)} = \bar{t}_{\mu L(R)} e^{i\phi_{\mu L(R)}}$, where $\bar{t}_{\mu L(R)}$ is the coupling without the magnetic field. The phases around the closed circle are constrained to satisfy $\phi_{1L} + \phi_{1R} - \phi_{2L} - \phi_{2R} = \phi$, where $\phi \equiv 2\pi\Phi/\Phi_0$.

Let the initial state of the system correspond to filling the left and right reservoirs at zero temperature with

electrons up to the Fermi energies μ_L and μ_R , respectively (Fig. 1). Consider first noninteracting electrons, $U = 0$. In this case the problem can be solved exactly for any values of the bias voltage, $\mu_L - \mu_R$, and of the couplings to the leads. Indeed, the total wave function for the noninteracting electrons, $|\Psi(t)\rangle = \exp(-iHt)|\Psi(0)\rangle$, can be written at all times as a product of single-electron wave functions, $|\Psi(t)\rangle = \prod_{k'} |\psi_{k'}(t)\rangle$. Here $|\psi_{k'}(t)\rangle$ describes a single electron initially occupying one of the levels $E_{k'L} \leq \mu_L$, or $E_{k'R} \leq \mu_R$ in the left or right lead. It can be written as

$$|\psi_{k'}(t)\rangle = \left[\sum_{k,\alpha=L,R} b_{k'k}^\alpha(t) a_{k\alpha}^\dagger + \sum_{\mu=1,2} b_{k'\mu}(t) d_\mu^\dagger \right] |0\rangle, \quad (3)$$

where $b_{k'k}^{L(R)}(t)$ and $b_{k'\mu}(t)$ are the probability amplitudes for finding the electron at the level $E_{kL(R)}$ in the left (right) reservoir, or at the level E_μ inside the DD system. The total probability of finding the electron in the right lead is therefore $P_{k'}(t) = \sum_k |b_{k'k}^R(t)|^2$

Consider $\mu_L > \mu_R$. Then the total average charge $Q(t)$ accumulated in the right lead by time t is a sum of $P_{k'}(t)$ over all electrons with initial energy within the potential bias, $\mu_R < E_{k'L} < \mu_L$. The average current is $I(t) = \dot{Q}(t)$. (We adopt units where the electron charge $e = 1$). Let us take the continuum limit $\sum_k \rightarrow \int \rho dE_k$, where ρ is the density of state in the corresponding lead. Then the current can be written as

$$I(t) = \int_{\mu_R}^{\mu_L} \rho_L I_{k'}(t) dE_{k'L}, \quad (4)$$

where $I_{k'}(t) = \partial_t \int_{-\infty}^{\infty} |b_{k'k}^R(t)|^2 dE_{kR}$ is a single electron current.

Substituting Eq. (3) into the Schrödinger equation $i|\dot{\psi}_{k'}(t)\rangle = H|\psi_{k'}(t)\rangle$ we obtain the following equations for the amplitudes $b(t)$,

$$i\dot{b}_{k'k}^L = E_{kL} b_{k'k}^L + \sum_{\mu=1,2} t_{\mu L}^* b_{k'\mu} \quad (5a)$$

$$i\dot{b}_{k'\mu} = E_\mu b_{k'\mu} + \sum_k (t_{\mu L} b_{k'k}^L + t_{\mu R}^* b_{k'k}^R) \quad (5b)$$

$$i\dot{b}_{k'k}^R = E_{kR} b_{k'k}^R + \sum_{\mu=1,2} t_{\mu R} b_{k'\mu}. \quad (5c)$$

Replacing sum over the lead states by integrals, these equations can be solved in the simplest way by using the Laplace transform [4]. Finally in the symmetric case $\bar{t}_{1L(R)} = \bar{t}_{2L(R)} \equiv \bar{t}_{L(R)}$ we obtain for a single electron current in the steady-state limit, $t \rightarrow \infty$, the following result:

$$I_{k'} = 4\Gamma_R |t_L|^2 [|f_1|^2 + |f_2|^2 + 2\text{Re}(e^{-i\phi} f_1 f_2^*)] / D^2 \quad (6)$$

where $\Gamma_{L(R)} = 2\pi\rho_{L(R)} |t_{L(R)}|^2$ and

$$f_{1,2} = (E_{k'L} - E_{1,2}) \mp \frac{i}{2}(\Gamma - \Gamma_\phi) \\ D = (2E_{k'L} - E_1 - E_2 + i\Gamma)^2 - \epsilon^2 + |\Gamma_\phi|^2.$$

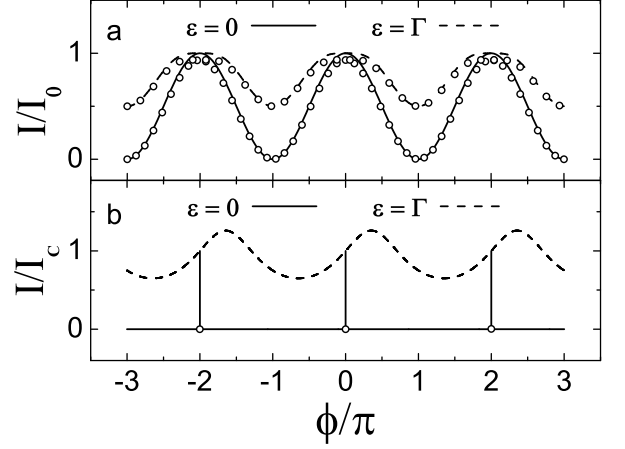


FIG. 2: (a) Current versus magnetic flux for the noninteracting DD with aligned and misaligned levels. Open circles show the result of numerical evaluation of Eqs. (4), (6) for a finite voltage $\mu_{L,R} = E_{1,2} \pm 10\Gamma$; the curves show Eq.(7), corresponding to infinite bias. (b) Current for the Coulomb blockade case, Eq (12).

Here $\epsilon = E_1 - E_2$, $\Gamma = \Gamma_L + \Gamma_R$, and $\Gamma_\phi = \Gamma_L + \Gamma_R e^{i\phi}$.

In the case of large bias, $|\mu_{L,R} - E_{1,2}| \gg \Gamma$, the integration limits in Eq. (4) can be extended to infinity. As a result, we find a simple expression for the total current $I \equiv I(\phi)$,

$$I(\phi) = I_0 \frac{\epsilon^2 + \Gamma_L \Gamma_R \sin^2 \frac{\phi}{2}}{\epsilon^2 + \Gamma_L \Gamma_R \sin^2 \frac{\phi}{2}}, \quad (7)$$

where $I_0 = 2\Gamma_L \Gamma_R / \Gamma$ is the resonant current for noninteracting electrons in the absence of the magnetic field. The ϕ -dependence in Eq.(7) is an example of the Aharonov–Bohm effect; we illustrate this for finite and infinite bias in Fig. 2a. We find the infinite bias limit Eq. (7) is a very good approximation for a finite bias whenever the level is well inside the bias window, $|\mu_{L,R} - E_{1,2}| \gg \Gamma$.

The entire treatment can in fact be simplified in the large bias limit by transforming Eqs. (5) into Bloch-type master equations for the reduced density matrix of the DD system, $\sigma_{jj'}(t)$. Here $j(j') = \{0, 1, 2, 3\}$ label the DD states in order: the empty DD, the first dot occupied, the second dot occupied, and both dots occupied. This density matrix is related to the amplitudes $b_{k'\mu}(t)$ via [5]

$$\sigma_{\mu\mu'}(t) + \delta_{\mu\mu'} \sigma_{33}(t) = \int_{-\infty}^{\infty} b_{k'\mu}(t) b_{k'\mu'}^*(t) \rho_L dE_{k'L} \quad (8)$$

for $\mu = 1, 2$ and $\sigma_{00} = 1 - \sigma_{11} - \sigma_{22} - \sigma_{33}$. Then multiplying Eqs. (5) by $b_{k'\mu}^*(t)$ and integrating over $E_{k'L}$ gives

the master equations

$$\dot{\sigma}_{00} = -2\Gamma_L\sigma_{00} + \Gamma_R(\sigma_{11} + \sigma_{22} + \bar{\sigma}_{12} + \bar{\sigma}_{21}) \quad (9a)$$

$$\dot{\sigma}_{11} = \Gamma_L\sigma_{00} - \Gamma\sigma_{11} + \Gamma_R\sigma_{33} + \delta\Gamma^*\bar{\sigma}_{12} + \delta\Gamma\bar{\sigma}_{21} \quad (9b)$$

$$\dot{\sigma}_{22} = \Gamma_L\sigma_{00} - \Gamma\sigma_{22} + \Gamma_R\sigma_{33} + \delta\Gamma^*\bar{\sigma}_{12} + \delta\Gamma\bar{\sigma}_{21} \quad (9c)$$

$$\dot{\sigma}_{33} = \Gamma_L(\sigma_{11} + \sigma_{22} - e^{-i\phi}\bar{\sigma}_{12} - e^{i\phi}\bar{\sigma}_{21}) - 2\Gamma_R\sigma_{33} \quad (9d)$$

$$\dot{\bar{\sigma}}_{12} = e^{i\phi}\Gamma_L\sigma_{00} + \delta\Gamma(\sigma_{11} + \sigma_{22}) - \Gamma_R\sigma_{33} - (i\epsilon + \Gamma)\bar{\sigma}_{12} \quad (9e)$$

where $\bar{\sigma}_{12}(t) = \exp[i(\phi_{1R} - \phi_{2R})]\sigma_{12}(t)$ and $\delta\Gamma = (e^{i\phi}\Gamma_L - \Gamma_R)/2$. The total current is given by [5]

$$I(t) = \Gamma_R[\sigma_{11}(t) + \sigma_{22}(t) + 2\sigma_{33}(t) + 2\text{Re}\bar{\sigma}_{12}(t)]. \quad (10)$$

Solving Eqs. (9) in the steady-state limit ($\dot{\sigma} \rightarrow 0$ for $t \rightarrow \infty$) we easily reproduce Eq. (7), which was obtained from Eq. (4) in the large bias limit.

In contrast with the single-electron approach, the master equations (9) can be applied only for large bias. On the other hand, the master equations can easily accommodate the Coulomb blockade case, $E_{1,2} + U \gg \mu_L$, which presents a formidable problem for any other treatment. Indeed, the Coulomb blockade simply leads one to exclude the states corresponding to a simultaneous occupation of the two dots from Eqs. (9). As a result the master equations become

$$\dot{\sigma}_{00} = -2\Gamma_L\sigma_{00} + \Gamma_R(\sigma_{11} + \sigma_{22} + \bar{\sigma}_{12} + \bar{\sigma}_{21}) \quad (11a)$$

$$\dot{\sigma}_{11} = \Gamma_L\sigma_{00} - \Gamma_R\sigma_{11} - \Gamma_R(\bar{\sigma}_{12} + \bar{\sigma}_{21})/2 \quad (11b)$$

$$\dot{\sigma}_{22} = \Gamma_L\sigma_{00} - \Gamma_R\sigma_{22} - \Gamma_R(\bar{\sigma}_{12} + \bar{\sigma}_{21})/2 \quad (11c)$$

$$\dot{\bar{\sigma}}_{12} = e^{i\phi}\Gamma_L\sigma_{00} - \frac{\Gamma_R}{2}(\sigma_{11} + \sigma_{22}) - (i\epsilon + \Gamma_R)\bar{\sigma}_{12} \quad (11d)$$

where the total current is given by Eq. (10) with $\sigma_{33} = 0$. Equations (11) can in fact be rigorously derived from the many-body Schrödinger equation in the large bias limit [6] by assuming that $\max(\Gamma, T)/|\mu_{L,R} - E_{1,2}| \ll 1$, where T is the temperature of the reservoirs [7, 8]. Under this assumption they are valid to all orders in the tunneling couplings.

Solving Eqs. (11) in the steady-state limit we obtain for the total current

$$I(\phi) = I_C \frac{\epsilon^2}{\epsilon^2 + I_C \left(2\Gamma_R \sin^2 \frac{\phi}{2} - \epsilon \sin \phi \right)}, \quad (12)$$

where $I_C = 2\Gamma_L\Gamma_R/(2\Gamma_L + \Gamma_R)$ is the total current (with the Coulomb blockade) in the absence of the magnetic field. Let us compare Eq. (12) with Eq. (7) for the noninteracting case. We find that for $\epsilon \neq 0$ both currents display the Aharonov–Bohm oscillations shown in Fig. 2. However their behavior is drastically different when $\epsilon \rightarrow 0$. The resonant current for the noninteracting electrons keeps oscillating with the magnetic field, Fig. 2a, while in the case of the Coulomb blockade, the

current becomes non-analytic in ϕ . Indeed, one easily obtains from Eq. (12) that $I = I_C$ for $\phi = 2\pi n$, where $n = \Phi/\Phi_0$ is an integer, but $I = 0$ for any other value of Φ , as seen in Fig. 2b.

Such an unexpected “switching” behavior of the electron current in the magnetic field represents a non-trivial interplay of the Coulomb blockade and quantum interference. For understanding the switching phenomenon, it is desirable to disentangle these two effects. This can be done by defining new basis states for the DD, $d_\mu|0\rangle \rightarrow \tilde{d}_\mu|0\rangle$, chosen so that they do not interfere in the electron current. For instance, if the state $\tilde{d}_2^\dagger|0\rangle$ is not coupled to the right reservoir, *i.e.*, $t_{2R} \rightarrow \tilde{t}_{2R} = 0$, then the current would flow only through the state $\tilde{d}_1^\dagger|0\rangle$. Obviously, no interference between these two states would appear in the total current.

Such a basis can be found for $\epsilon = E_1 - E_2 = 0$ when the DD Hamiltonian, $E_1 d_1^\dagger d_1 + E_2 d_2^\dagger d_2$, is invariant under $SU(2)$ transformations. Then the unitary transformation

$$\begin{pmatrix} \tilde{d}_1 \\ \tilde{d}_2 \end{pmatrix} = \frac{1}{\mathcal{N}} \begin{pmatrix} t_{1R} & t_{2R} \\ -t_{2R}^* & t_{1R}^* \end{pmatrix} \begin{pmatrix} d_1 \\ d_2 \end{pmatrix}, \quad (13)$$

with $\mathcal{N} = (\bar{t}_{1R}^2 + \bar{t}_{2R}^2)^{1/2}$, results in $\tilde{t}_{2R} = 0$.

Consider now the coupling of the state $\tilde{d}_2^\dagger|0\rangle$ to the left lead. One obtains from Eq. (2) for $\tilde{t}_{2L} \equiv \tilde{t}_{2L}(\phi)$

$$\tilde{t}_{2L}(\phi) = -e^{i(\phi_{2L} - \phi_{1R})}(\bar{t}_{1L}\bar{t}_{2R}e^{i\phi} - \bar{t}_{2L}\bar{t}_{1R})/\mathcal{N}. \quad (14)$$

It follows from this expression that $\tilde{t}_{2L} = 0$ for $\phi = 2n\pi$ provided that $\bar{t}_{1L}/\bar{t}_{2L} = \bar{t}_{1R}/\bar{t}_{2R}$, or for $\phi = (2n+1)\pi$ if $\bar{t}_{1L}/\bar{t}_{2L} = -\bar{t}_{1R}/\bar{t}_{2R}$ [10]. Then the state $\tilde{d}_2^\dagger|0\rangle$ decouples from both leads. This would not affect the resonant current for noninteracting electrons ($U = 0$), since the state $\tilde{d}_2^\dagger|0\rangle$ is already decoupled from the right lead.

In the case of Coulomb blockade, however, the coupling to the left lead becomes the point of crucial importance. Indeed, any discrete state coupled to an infinite reservoir is going to be totally occupied, no matter how weak the coupling [4]. Then the state $\tilde{d}_1^\dagger|0\rangle$, carrying the current, will be blocked by the Coulomb interdot repulsion. As a result, the total current *vanishes*. However, if the state $\tilde{d}_2^\dagger|0\rangle$ is decoupled from *both* leads, it remains unoccupied, so that the current can flow through the state $\tilde{d}_1^\dagger|0\rangle$. As shown above, this takes place precisely for $\bar{t}_{1L}/\bar{t}_{2L} = \pm \bar{t}_{1R}/\bar{t}_{2R}$ [11]. If this condition is not fulfilled, the current vanishes even for $\phi = 2\pi n$.

All these results can be confirmed in the simplest way by rewriting Eqs. (11) for $\epsilon = 0$ in the new basis, Eq. (13), with $\sigma(t) \rightarrow \tilde{\sigma}(t)$. One obtains

$$\dot{\tilde{\sigma}}_{00} = -(\tilde{\Gamma}_{1L} + \tilde{\Gamma}_{2L})\tilde{\sigma}_{00} + \tilde{\Gamma}_{1R}\tilde{\sigma}_{11} \quad (15a)$$

$$\dot{\tilde{\sigma}}_{11} = \tilde{\Gamma}_{1L}\tilde{\sigma}_{00} - \tilde{\Gamma}_{1R}\tilde{\sigma}_{11} \quad (15b)$$

$$\dot{\tilde{\sigma}}_{22} = \tilde{\Gamma}_{2L}\tilde{\sigma}_{00}, \quad (15c)$$

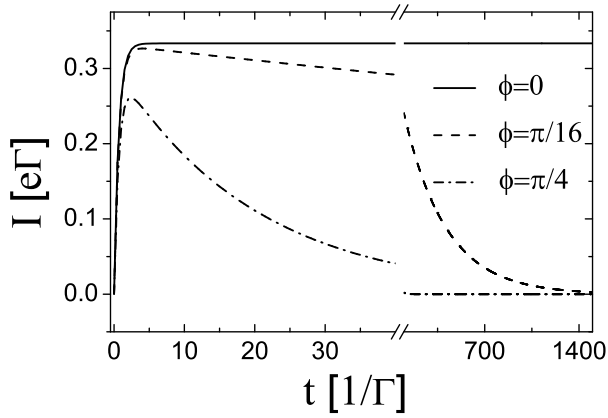


FIG. 3: Transient behavior of the electric current for different values of the magnetic flux, obtained from Eqs. (15).

where $\tilde{\Gamma}_{L,R} = 2\pi\rho_{L,R}|\tilde{t}_{L,R}|^2$ and the total current $I = \tilde{\Gamma}_{1R}(\tilde{\sigma}_{11} + \tilde{\sigma}_{22})$. Solving these equations in the steady-state limit we easily find that $I = 0$ for any $\tilde{\Gamma}_{2L} \neq 0$.

It is clear from our explanation that the switching phenomenon disappears for $\epsilon \neq 0$, as can be seen from Eq. (12). Indeed, in this case the DD Hamiltonian $\sum_{\mu} E_{\mu} d_{\mu}^{\dagger} d_{\mu}$ is not invariant under SU(2) transformations. Therefore any unitary transformation that eliminates one link between the DD and the reservoirs, like Eq. (13), would generate off-diagonal terms in the DD Hamiltonian. These terms produce transitions between the states $\tilde{d}_{1,2}^{\dagger}|0\rangle$ [12]. As a result, the Coulomb blockade is not complete, so that the electric current does not vanish.

The switching effect of the magnetic field on the electric current takes place only in the stationary regime, $t \rightarrow \infty$, where one of the states $\tilde{d}_{1,2}^{\dagger}|0\rangle$ is fully occupied. However, the occupation takes a certain transition time, t_{tr} , during which the total current is not zero. This time can be estimated from Eq. (15c) as $t_{tr} \sim 1/\tilde{\Gamma}_{2L}$. Using Eq. (14) we obtain for small flux, $\Phi \ll \Phi_0$, that $t_{tr} \sim \Gamma^{-1}(\Phi_0/\Phi)^2$. Hence t_{tr} becomes much longer than the usual relaxation time Γ^{-1} for a very small magnetic field (or in general when $\Phi \rightarrow n\Phi_0$), as shown in Fig. 3. This explains the non-analyticity of $I(\phi)$ at $\phi = 2\pi n$. Indeed, at any finite time t there is no discontinuity at $\phi = 2\pi n$. It appears only in the limit of $t \rightarrow \infty$ because of the divergence in the transition time as $\Phi \rightarrow 0$.

Our interpretation of the switching effect allows us to determine the necessary conditions for its realization in real experimental conditions. First, we need the total occupation of one of the states $\tilde{d}_{1,2}^{\dagger}|0\rangle$, decoupled with the right lead. This takes place only if the energy level is far from the corresponding Fermi energy, $|\mu_L - E_1| \gg \Gamma$. For instance, if $E_1 = \mu_L$, the occupation probability reaches only 1/2 at $t \rightarrow \infty$. As the bias increases, however, other levels of the dots can enter into the bias window. In this case the transport would proceed through several

levels. If the dots are identical, the same “rotation” (13), applied to each pair of levels with the same energy, would result in a simultaneous decoupling of the corresponding “rotated” states from the right lead. Then the switching effect is expected to take place in this case as well, even if the inter-level spacing is very small.

The robustness of the switching effect to the environment is an open question. We mention the effect of decoherence generated by fluctuation of the energy levels due to interaction with the environment, and the possibility of loss of an electron from the quantum dot. Our preliminary results show that both effects can destroy the current-switching phenomenon.

The switching effect of the magnetic field may find application in novel devices. For instance, in nano-electronics this effect may lead to an ultra-sensitive circuit switch, controlled by *arbitrary* nonzero magnetic fields, in contrast with those controlled by gate voltages. This field-monitored switch would resemble the optical switch in molecular electronics, where light is used to switch an organic molecule between bistable states with different conducting properties. The switching effect can also be exploited to probe local magnetic fields on nanometer scales.

This work was supported by the National Natural Science Foundation of China under grants No. 60425412 and No. 90503013, the Major State Basic Research Project under grant No.2006CB921201. Two of us (X.Q.L.) and (S.A.G.) are grateful to NCTS, Tainan, Taiwan for kind hospitality. We also thank B. Svetitsky for important suggestions to this paper.

-
- [1] A.W. Holleitner, *et al*, Phys. Rev. Lett. **87**, 256802 (2001); A.W. Holleitner, *et al*, Science **297**, 70 (2002).
 - [2] J.C. Chen, A.M. Chang and M.R. Melloch, Phys. Rev. Lett. **92**, 176801 (2004).
 - [3] M. Sigrist, *et al*, Phys. Rev. Lett. **96**, 036804 (2006).
 - [4] S.A. Gurvitz, Phys. Rev. B **44**, 11924 (1991).
 - [5] S.A. Gurvitz, D. Mozyrsky and G.P. Berman, Phys. Rev. B **72**, 205341 (2005).
 - [6] S.A. Gurvitz and Ya.S. Prager, B**53**, 15932 (1996); S.A. Gurvitz, Phys. Rev. B**57**, 6602, (1998).
 - [7] X.Q. Li, P. Cui, and Y.J. Yan, Phys. Rev. Lett. **94**, 066803 (2005).
 - [8] X.Q. Li, J.Y. Luo, Y.G. Yang, P. Cui, and Y.J. Yan, Phys. Rev. B**71**, 205304 (2005).
 - [9] G. Hackenbroich, Phys. Rep. **343**, 463 (2001).
 - [10] The latter can be constructed by taking non-identical dots where $E_1 = E_2$ and one of these states is an excited state [9].
 - [11] In fact, this condition is more general than that used in our example, Eq. (12), displaying the current-switch effect.
 - [12] No such transitions are produced by the interdot repulsion term in Eq. (1), since it is always invariant under the transformation (13): $U d_1^{\dagger} d_1 d_2^{\dagger} d_2 \rightarrow U \tilde{d}_1^{\dagger} \tilde{d}_1 \tilde{d}_2^{\dagger} \tilde{d}_2$.