

Quark-Hadron Duality in Neutron (^3He) Spin Structure

P. Solvignon²¹, N. Liyanage²², J.-P. Chen¹², Seonho Choi²¹, K. Aniol³, T. Averett²³,
W. Boeglin⁷, A. Camsonne², G.D. Cates²², G. Chang¹⁵, E. Chudakov¹², B. Craver²²,
F. Cusanno⁹, A. Deur²², D. Dutta⁴, R. Ent¹², R. Feuerbach¹², S. Frullani⁹, H. Gao⁴,
F. Garibaldi⁹, R. Gilman^{12,19}, C. Glashauser¹⁹, V. Gorbenko¹¹, O. Hansen¹²,
D.W. Higinbotham¹², H. Ibrahim¹⁸, X. Jiang¹⁹, M. Jones¹², A. Kelleher²³,
J. Kelly¹⁵, C. Keppel^{8,12}, W. Kim¹⁴, W. Korsch¹³, K. Kramer²³, G. Kumbartzki¹⁸,
J.J. LeRose¹², R. Lindgren²², B. Ma¹⁷, D.J. Margaziotis³, P. Markowitz⁷,
K. McCormick¹⁸, Z.-E. Meziani²⁰, R. Michaels¹², B. Moffit²³, P. Monaghan¹⁷,
C. Munoz Camacho⁵, K. Paschke¹⁶, B. Reitz¹², A. Saha¹², R. Sheyor²⁰,
J. Singh²², K. Slifer²¹, V. Sulkosky²³, A. Tobias²², G.M. Urciuoli¹⁰, K. Wang²²,
K. Wijesooriya⁴, B. Wojtsekhowski¹², S. Woo¹⁴, J.-C. Yang⁶, X. Zheng¹, L. Zhu¹⁷

(Jefferson Lab E01-012 Collaboration)

¹*Argonne National Laboratory, Argonne, IL 60439*

²*Université Blaise Pascal et CNRS/IN2P3 LPC, 63177 Aubière Cedex, France*

³*California State University, Los Angeles, Los Angeles, CA 90032*

⁴*Duke University, Durham, NC 27708*

⁵*CEA Saclay, DAPNIA/SPhN, F-91191 Gif sur Yvette, France*

⁶*Chungnam National University, Taejeon 305-764, Korea*

⁷*Florida International University, Miami, FL 33199*

⁸*Hampton University, Hampton, Virginia 23187*

⁹*Istituto Nazionale di Fisica Nucleare,
Gruppo Collegato Sanità, Sezione di Roma, 00161 Roma, Italy*

¹⁰*Istituto Nazionale di Fisica Nucleare,
Sezione di Roma, 00185 Roma, Italy*

¹¹*Kharkov Institute of Physics and Technology, Kharkov 61108, Ukraine*

¹²*Thomas Jefferson National Accelerator Facility, Newport News, VA 23606*

¹³*University of Kentucky, Lexington, KY 40506*

¹⁴*Kyungpook National University, Taegu City, South Korea*

¹⁵*University of Maryland, College Park, MD 20742*

¹⁶*University of Massachusetts, Amherst, MA 01003*

¹⁷*Massachusetts Institute of Technology, Cambridge, MA 02139*

¹⁸*Old Dominion University, Norfolk, VA 23529*

¹⁹*Rutgers, The State University of New Jersey, Piscataway, NJ 08855*

²⁰*University of Tel Aviv, Tel Aviv, 69978 Israel*

²¹*Temple University, Philadelphia, PA 19122*

²²*University of Virginia, Charlottesville, VA 22904*

²³*College of William and Mary, Williamsburg, VA 23187*

(Dated: April 28, 2019)

Abstract

We present experimental results of the first high-precision test of quark-hadron duality in the spin-structure function g_1 of the neutron and ^3He using a polarized ^3He target in the four-momentum-transfer-squared range from 0.7 to 4.0 $(\text{GeV}/c)^2$. Global duality is observed for the spin-structure function g_1 down to at least $Q^2 = 1.8 (\text{GeV}/c)^2$ in both targets. We have also formed the photon-nucleon asymmetry A_1 in the resonance region for ^3He and found no strong Q^2 -dependence above 2.2 $(\text{GeV}/c)^2$.

PACS numbers: 13.60.Hb, 13.88.+e, 14.20.Dh

Quark-hadron duality describes the remarkable similarity between electron-nucleon scattering in the deep inelastic scattering (DIS) region, where the electron scatters off an asymptotically free point-like quark, and in the nucleon resonance region where the electron scatters off a highly correlated cluster of quarks and gluons.

In high-energy electron-nucleon scattering, the electron interacts with the nucleon constituents by exchanging a virtual photon. This process depends on two variables, Q^2 and x . The quantity Q^2 is the four-momentum squared of the exchanged virtual photon and $x = Q^2/(2M\nu)$ is the Bjorken scaling variable, which represents the fraction of the nucleon four-momentum carried by the struck parton, with M the mass of the nucleon and ν the energy transfer between the lepton and the nucleon. The invariant mass W of the virtual photon-nucleon system is related to Q^2 and x through $W^2 = M^2 + Q^2/x - Q^2$. The scattering cross section is parametrized in terms of two unpolarized structure functions (F_1 and F_2) and two polarized structure functions (g_1 and g_2). These structure functions are related to the polarized and unpolarized quark distribution functions in the nucleon. Another observable that provides a direct insight into the polarized quark distributions in the nucleon is the photon-nucleon asymmetry, A_1 , which is approximately equal to the ratio of the polarized and unpolarized structure functions, g_1/F_1 , at large Q^2 .

In the DIS region, at asymptotically large values of Q^2 and W , the electron scatters off a point-like free quark. As a result, the structure functions are independent of Q^2 (x -scaling), modulo logarithmic corrections due to gluon radiation. On the other hand, at low values of Q^2 and W , the quarks strongly interact with each other and resonance production dominates. In this nucleon resonance region, the electron can be considered to be scattering off a correlated cluster of quarks and gluons, the nucleon. Thus, the structure functions are expected to depend strongly on Q^2 . However, data taken at Stanford Linear Accelerator Center (SLAC) more than 30 years ago revealed that the scaling curve seen for DIS data at high Q^2 is an average over the resonances at lower Q^2 but at the same value of x [1]. Since then, there have been many experiments to study this intriguing observation and numerous theoretical attempts to explain it. For a review of the full body of experimental and theoretical work see Ref. [2].

In the case of unpolarized electron scattering, duality can be expressed as

$$\int_{x_1(W_1, Q^2)}^{x_2(W_2, Q^2)} dx F_2^{\text{res}}(x, Q^2) = \int_{x_1}^{x_2} dx F_2^{\text{DIS}}(x, Q^2), \quad (1)$$

where $F_2^{\text{res}}(W^2, Q^2)$ is the structure function measured in the resonance region at low Q^2 while $F_2^{\text{DIS}}(W^2, Q^2)$ is the scaling function evolved down to the same Q^2 . Global duality is said to hold when Eq. 1) is performed over the entire resonance region. Local duality would be observed if the above equality holds when integrated over a resonance bump [3]. Data from Jefferson Lab (JLab) Hall C [4] have demonstrated that for unpolarized structure functions Bloom-Gilman duality holds at the 10% level down to $Q^2 = 0.5 \text{ (GeV/c)}^2$. These data also show that local duality holds for each of the three prominent resonance regions.

The observation of duality in unpolarized structure functions raises the exciting question whether quark-hadron duality holds for spin-structure functions as well. Indeed, duality in spin-structure functions would be even more intriguing than in the unpolarized case, since the spin-structure functions come from the differences of cross sections, they are not necessarily positive definite. As a result, a spin-structure function measured at the same value of x in resonance and DIS regions can, in principle, have opposite signs. For example, the contribution to g_1^p at the Δ resonance is negative at low Q^2 , while the scaling curve for g_1^p is positive.

Recent data from Jefferson Lab [5, 6] and DESY [7] have shown that quark-hadron duality holds globally, in the case of polarized structure functions of the proton and the deuteron, down to $Q^2 = 1.7 \text{ (GeV/c)}^2$. However, the high-precision results from Jefferson Lab Hall B indicated that local duality is violated for the proton and deuteron polarized structure functions in the region of the Δ resonance even for Q^2 values as high as 5.0 (GeV/c)^2 [5].

Polarized structure functions measured previously over the low Q^2 -range of $0.1\text{--}0.9 \text{ (GeV/c)}^2$, using a polarized ^3He target as an effective neutron target [8], have shown hints of quark-hadron duality for the polarized structure functions of the neutron. However, until now there have been no resonance-region neutron spin-structure data in the intermediate Q^2 -range where quark-hadron duality is expected to manifest.

In this letter we report results from Jefferson lab experiment E01-012 where we measured polarized structure functions in the resonance region over the Q^2 -range $0.7\text{--}4.0 \text{ (GeV/c)}^2$ using a polarized ^3He target as an effective polarized neutron target. These new results provide a precision test of quark-hadron duality for neutron spin-structure functions.

E01-012 took data in 2003 in Hall A at Jefferson Lab where inclusive scattering of longitudinally polarized electrons from a longitudinally or transversely polarized ^3He target was studied. We formed asymmetries and polarized cross section differences from data taken at

a scattering angle of 25° for three incident beam energies, 3.028, 4.018 and 5.009 GeV, and at 32° for an incident beam energy of 5.009 GeV.

The polarized electron beam was produced from a strained GaAs photocathode which was illuminated by circularly polarized light. The helicity of the beam was pseudo-randomly reversed at a rate of 30 Hz. The beam polarization was monitored by a Møller polarimeter and was found to be stable during each incident energy running but varied between 70 and 85% for the production data, depending on the incident beam energy values and the status of the other experimental halls. The total relative uncertainty on the beam polarization was 3.4%. The beam current delivered on the target was kept below $15\ \mu\text{A}$ in order to limit target depolarization.

The polarized target consists of two connected chambers with an admixture of rubidium (Rb) and ^3He in the upper chamber where spin-exchange optical pumping [9] takes place. About 90 W of 795 nm light produced by fiber-coupled laser diode arrays and an oven heated to 170°C were used to this goal. Under running conditions, the ^3He density was $3.20 \times 10^{20}\ \text{cm}^{-3}$ in the lower chamber where the electron beam passed through and from which the Rb was absent due to the lower temperature. The polarization of the target was monitored by two independent polarimetries: one based on nuclear magnetic resonance (NMR) [10] and the other on the electron paramagnetic resonance frequency shift (EPR) [11]. Both polarimetries rely on the adiabatic fast passage (AFP) technique [10]. The average target polarization was 0.38 ± 0.02 . The cells also contain a small amount of nitrogen gas (at about 1% of the ^3He density) to quench radiative transitions which limit the optical pumping efficiency. However, this introduces a dilution factor in the extracted physics quantities. Nitrogen dilution factors were determined from measurements on a reference cell filled with nitrogen gas and were found to dilute the asymmetries by 5 to 9%. The asymmetry of elastic scattering $\vec{e}-^3\vec{\text{He}}$ was extracted from data taken at an incident beam energy of 1.046 GeV and a scattering angle of 16° in order to obtain an independent measurement of the product of beam and target polarizations and nitrogen dilution. Theoretical and experimental elastic asymmetries were found to agree within a total uncertainty of 5% [12].

Both Hall A high resolution spectrometers [13] were set at the same momentum and angle configurations and tuned to optimize the detection of the scattered electrons. This symmetric configuration has the advantage of obtaining two independent measurements and therefore controlling part of our systematic uncertainties. A gas Čerenkov counter combined with a

two-layered lead-glass calorimeter provided particle identification with a pion rejection better than 10^3 to 1 while keeping the electron efficiency above 99%. The remaining contamination from pions to the asymmetries has a maximum effect on the asymmetries of 15 ppm [12], which is negligible compared to the statistical uncertainties.

We formed the longitudinal and transverse polarized cross section differences using:

$$\Delta\sigma_{\parallel(\perp)} = \frac{d^2\sigma^{\downarrow\uparrow(\Rightarrow)}}{d\Omega dE'} - \frac{d^2\sigma^{\uparrow\uparrow(\Rightarrow)}}{d\Omega dE'} \quad (2)$$

where the superscript \uparrow (\downarrow) represents the incident electron spin direction and \uparrow (\Rightarrow) the longitudinal (transverse) target spin direction. The quantities E' and Ω correspond to the scattered electron energy and the spectrometer solid angle, respectively. The polarized structure function g_1 can be formed directly from the polarized cross section differences as follows:

$$g_1 = \frac{MQ^2\nu}{4\alpha_e^2} \frac{1}{E'(E+E')} [\Delta\sigma_{\parallel} + \tan\frac{\theta}{2}\Delta\sigma_{\perp}] \quad (3)$$

Here, α_e is the fine structure constant, θ is the scattering angle and E is the energy of the incident electron beam.

External and internal radiative corrections have been applied to the polarized cross section differences following the formalism of Mo and Tsai [20] for the spin-independent part and the approach of Akushevich and Shumeiko [21] for the spin-dependent part.

The structure function g_1 was generated at constant energies and scattering angles. Our goal in this analysis is the quantitative study of quark-hadron duality for the spin-structure function g_1 . Following the same procedure as in the unpolarized case (see Eq. 1), g_1 would be integrated at constant Q^2 over a limited x -range. However forming this partial moment requires the interpolation of g_1 to a constant Q^2 . The coverage of our data allows interpolation of g_1 to the four Q^2 -values of 1.2, 1.8, 2.4 and 3.0 (GeV/c)². The results for the ³He spin-structure function g_1 are shown in Fig. 1. The DIS parameterizations of g_1 for the proton and the neutron, from Blümlein and Böttcher (BB) [16], GRSV group [17], AAC collaboration [18] and Leader, Sidorov and Stamenov (LSS) [19], were evolved to those Q^2 -values and then combined to obtain the ³He DIS parametrizations using the effective polarization equation [22]:

$$g_1^{^3\text{He}} = p_n g_1^n + 2p_p g_1^p. \quad (4)$$

The effective polarizations of the neutron and the proton are $p_n = 0.86 \pm 0.02$ and $p_p = -0.028 \pm 0.004$, respectively [23]. While neglecting Fermi motion and nucleon binding effects (EMC effect), this method of computing the ^3He structure function from the proton and the neutron structure functions was confirmed to be a good approximation at the 4% level, which is well below the DIS parametrization precision. All parameterizations were taken at Next-to-Leading Order (NLO). Target-mass corrections [24] have been applied to the DIS parameterizations in order to take into account the finite mass of the nucleon. Also plotted are the highest precision world data on $g_1^{^3\text{He}}$ in the DIS region from SLAC E154 [14] and JLab E99-117 [15]. It can be observed that our resonance data at $Q^2 = 1.2 \text{ (GeV/c)}^2$ oscillate around the DIS curves and are significantly lower in the $\Delta(1232)$ region ($x \simeq 0.65$). As Q^2 increases, our data approach the DIS parameterizations indicating quark-hadron duality.

To perform a quantitative test of quark-hadron duality, g_1 was integrated over the x -interval corresponding to the resonance region [25] covered by our data, which is from pion threshold (x_π) to an x corresponding to $W = 1.905 \text{ GeV}$ (x_{min}):

$$\tilde{\Gamma}_1(Q^2) = \int_{x_{min}}^{x_\pi} dx g_1(x, Q^2) \quad (5)$$

The experimental g_1 -integral for the neutron was extracted using the method described in Ref. [26]:

$$\tilde{\Gamma}_1^n = \frac{1}{p_n} \tilde{\Gamma}_1^{^3\text{He}} - 2 \frac{p_p}{p_n} \tilde{\Gamma}_1^p \quad (6)$$

Data from JLab Hall B experiment on the proton spin-structure function [5] were used for $\tilde{\Gamma}_1^p$. Figure 2 shows the comparison of the integral of g_1 over the resonance region to the DIS parameterizations. Data from JLab E94-010 [8] are also plotted and a smooth transition can be observed with our data.

At the lowest Q^2 , our data deviate slightly from the DIS parameterizations for both ^3He and the neutron. As Q^2 increases, the resonance data and the DIS parametrization show good agreement indicating global quark-hadron duality holds at least down to $Q^2 = 1.8 \text{ (GeV/c)}^2$ and above. It is important to note that, for the proton and the deuteron, global duality was previously observed for Q^2 above 1.7 (GeV/c)^2 [5, 27].

Quark-hadron duality was also studied for the photon-nucleon asymmetry A_1 . From the parallel and perpendicular asymmetries A_1 was extracted as follows:

$$A_1(x, Q^2) = \frac{A_{\parallel}(x, Q^2)}{D(1 + \zeta\eta)} - \frac{\eta A_{\perp}(x, Q^2)}{d(1 + \zeta\eta)} \quad (7)$$

where

$$D = \frac{1 - \epsilon \frac{E'}{E}}{1 + \epsilon R(x, Q^2)}, \quad d = D \sqrt{\frac{2\epsilon}{1 + \epsilon}}, \quad \zeta = \eta \frac{1 + \epsilon}{2\epsilon}$$

$$\eta = \frac{\epsilon \sqrt{Q^2}}{E - E'\epsilon}, \quad \epsilon = \frac{1}{1 + 2(1 + \nu^2/Q^2) \tan^2 \frac{\theta}{2}}$$

D is the photon depolarization factor and ϵ is the photon polarization. The longitudinal to transverse cross section ratio $R(x, Q^2)$ has never been measured on ^3He in the resonance region. Precise data on this ratio exist for the proton and the deuteron in the DIS region [30] and show a reduction of deuteron ratio by 30% compared to the proton, i.e. $R_D = 0.7R_p$. Considering that quark-hadron duality holds for R [2], the same reduction of the ratio R can be expected in the resonance region. Besides the ratio R is believed to diminish further for ^3He . Therefore, it was estimated for ^3He that $R = 0.5R_p$ with R_p extracted from fits to the resonance data [31]. We then studied the sensitivity of A_1 to different models and assumptions for R . The systematic effects on A_1 were found to be significantly smaller than the relative statistical uncertainties and were added to the systematic uncertainties.

The photon-nucleon asymmetry A_1 for ^3He in the resonance region is presented in Fig. 3. Also plotted are the DIS data in order to provide a direct comparison between the deep inelastic scattering behavior and the resonance data trend. We performed a parametric fit to the ^3He DIS data resulting in: $x^{0.580}(-0.135 + 0.336x - 0.174x^2)(1 + 0.578/Q^2)$. For Q^2 below 2.0 (GeV/c)^2 , it can be seen that $A_1^{^3\text{He}}$ in the vicinity of the $\Delta(1232)$ peak is large and negative unlike the DIS behavior. At higher Q^2 , our $A_1^{^3\text{He}}$ data cross zero and become positive even in the $\Delta(1232)$ region. This is due to the increasing importance of the non-resonant background with respect to the resonance strength. The most noticeable feature is that, for values of Q^2 above 2.2 (GeV/c)^2 , $A_1^{^3\text{He}}$ from our two data sets agrees very well indicating little or no Q^2 -dependence; a key feature of the DIS data. Furthermore, these data show the same particularity as the DIS data from E99-117 of becoming positive at high x , a prediction for DIS data from both pQCD inspired models [32] and Relativistic Constituent Quark models [33].

In summary, the results presented in this paper are the first precision test of quark-hadron duality for the neutron spin-structure function. Global duality has been demonstrated to hold for the neutron and ^3He polarized structure function g_1 down to at least $Q^2 = 1.8 \text{ (GeV/c)}^2$. We also observed no strong Q^2 -dependence in the photon-nucleon asymmetry

$A_1^3\text{He}$ measured in the resonance region for $Q^2 \geq 2.2$ (GeV/ c)². This lack of Q^2 -dependence of the resonance data resembles the behavior observed in the DIS region.

We would like to acknowledge the outstanding support from the Jefferson Lab Hall A technical staff. This work was supported in part by the National Science Foundation and the US Department of Energy (DOE) Contract No. DE-AC05-84ER40150 Modification No. M175, under which the Southeastern Universities Research Association (SURA) operates the Thomas Jefferson National Accelerator Facility.

-
- [1] E. D. Bloom and F. J. Gilman, Phys. Rev. Lett. **25**, 1140 (1970).
 - [2] W. Melnitchouk, R. Ent, and C. Keppel, Phys. Rept. **406**, 127 (2005).
 - [3] F. E. Close and W. Melnitchouk, Phys. Rev. **C68**, 035210 (2003).
 - [4] I. Niculescu et al., Phys. Rev. Lett. **85**, 1182 (2000).
 - [5] P. E. Bosted et al. (CLAS), Phys. Rev. **C75**, 035203 (2007).
 - [6] K. V. Dharmawardane et al. (CLAS), Phys. Lett. **B641**, 11 (2006).
 - [7] A. Airapetian et al. (HERMES), Phys. Rev. Lett. **90**, 092002 (2003).
 - [8] M. Amerian et al., Phys. Rev. Lett. **89**, 242301 (2002); Phys. Rev. Lett. **92**, 022301 (2004); Phys. Rev. Lett. **93**, 152301 (2004); Z.-E. Meziani et al., Phys. Lett. **B 613**, 148 (2005); K. Slifer et al, arXiv:0803.2267 (submitted to Phys. Rev. Lett.).
 - [9] W. Happer, Rev. Mod. Phys. **44**, 169 (1972).
 - [10] A. Abragam (1996), New York, USA: Oxford University Press Inc.
 - [11] M. V. Romalis and G. D. Cates, Phys. Rev. A **58**, 3004 (1998).
 - [12] P. Solvignon, Ph.D. thesis, Temple University (2006).
 - [13] J. Alcorn et al., Nucl. Instrum. Meth. **A522**, 294 (2004).
 - [14] K. Abe et al. (E154), Phys. Rev. Lett. **79**, 26 (1997).
 - [15] X. Zheng et al., Phys. Rev. Lett. **92**, 012004 (2004); Phys. Rev. **C70**, 065207 (2004).
 - [16] J. Blümlein and H. Böttcher, Nucl. Phys. **B636**, 225 (2002).
 - [17] M. Gluck, E. Reya, M. Stratmann, and W. Vogelsang, Phys. Rev. **D63**, 094005 (2001).
 - [18] Y. Goto et al. (Asymmetry Analysis), Phys. Rev. **D62**, 034017 (2000).
 - [19] E. Leader, A. V. Sidorov, and D. B. Stamenov, JHEP **06**, 033 (2005).
 - [20] L. W. Mo and Y.-S. Tsai, Rev. Mod. Phys. **41**, 205 (1969); Y.-S. Tsai, SLAC-PUB-0848

- (1971).
- [21] I. V. Akushevich and N. M. Shumeiko, J. Phys. **G20**, 513 (1994).
 - [22] F. Bissey, V. Guzey, M. Strikman, and A. W. Thomas, Phys. Rev. **C65**, 064317 (2002).
 - [23] J. L. Friar et al., Phys. Rev. **C42**, 2310 (1990).
 - [24] A. V. Sidorov and D. B. Stamenov, Mod. Phys. Lett. **A21**, 1991 (2006).
 - [25] N. Bianchi, A. Fantoni, and S. Liuti, Phys. Rev. **D69**, 014505 (2004).
 - [26] C. Ciofi degli Atti and S. Scopetta, Phys. Lett. **B404**, 223 (1997).
 - [27] F. R. Wesselmann et al. (RSS), Phys. Rev. Lett. **98**, 132003 (2007).
 - [28] P. L. Anthony et al. (E142), Phys. Rev. **D54**, 6620 (1996).
 - [29] K. Ackerstaff et al. (HERMES), Phys. Lett. **B464**, 123 (1999).
 - [30] V. Tvaskis et al., Phys. Rev. Lett. **98**, 142301 (2007), nucl-ex/0611023.
 - [31] Y. Liang et al. (Jefferson Lab Hall C E94-110) (2004), nucl-ex/0410027.
 - [32] S. J. Brodsky, M. Burkardt, and I. Schmidt, Nucl. Phys. **B441**, 197 (1995).
 - [33] N. Isgur, Phys. Rev. **D59**, 034013 (1999).

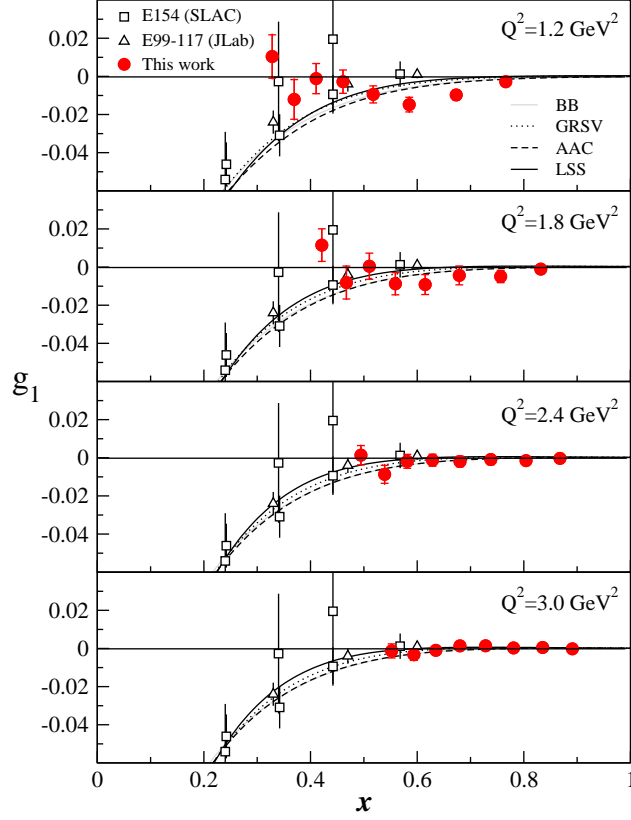


FIG. 1: The spin-structure function $g_1^{3\text{He}}$ in the resonance region at Q^2 -values of 1.2, 1.8, 2.4 and 3.0 $(\text{GeV}/c)^2$. The error bars represent the total uncertainties with the inner part being statistical only. Also plotted are the DIS world data from E154 [14] and E99-117 [15] (note that these data are at different Q^2). The curves were generated from the NLO parton distribution functions of Ref. [16, 17, 18, 19] to which target-mass corrections were applied.

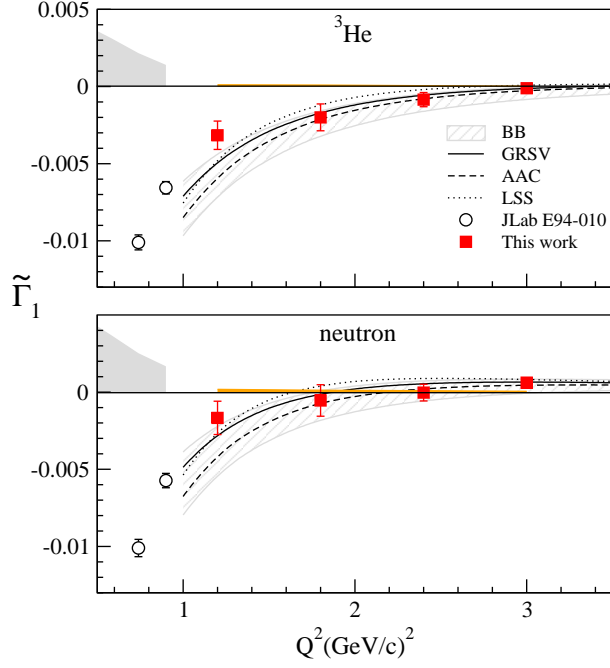


FIG. 2: $\tilde{\Gamma}_1^{{}^3\text{He}}$ and $\tilde{\Gamma}_1^n$: test of spin duality on ${}^3\text{He}$ (top) and neutron (bottom). Also plotted are the DIS parameterizations of Blümlein and Böttcher [16] (grey band), GRSV [17] (solid curve), AAC [18] (dashed curve) and LSS [19] (dotted curve) after applying target-mass corrections. The open circles are data from JLab E94-010 [8]. The bands on the x -axis represent the systematic uncertainty of each data set.

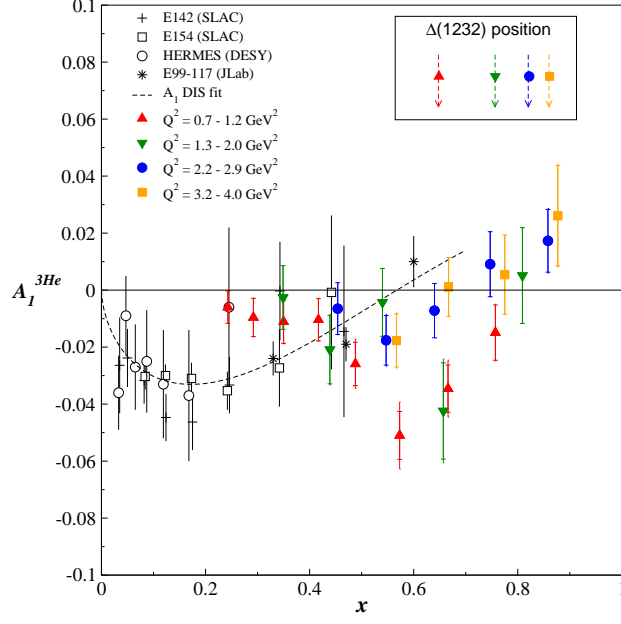


FIG. 3: $A_1^{3\text{He}}$ in the resonance region. DIS data are from SLAC E142 [28], E154 [14], from DESY experiment HERMES [29] and from JLab E99-117 [15]. The error bars represent the total uncertainties with the inner part being statistical only. The curve represents a fit to the $A_1^{3\text{He}}$ DIS data (see text). The arrows in the black frame point to the $\Delta(1232)$ peak position for each of our data sets