

Modeling wealth distribution in growing markets

Urna Basu* and P. K. Mohanty†

Saha Institute of Nuclear Physics, 1/AF, Bidhan Nagar, Kolkata 700064, India

We introduce an auto-regressive model which captures the growing nature of realistic markets. In our model agents do not trade with other agents, they interact indirectly only through a market. Change of their wealth depends, linearly on how much they invest, and stochastically on how much they gain from the noisy market. The average wealth of the market could be fixed or growing. We show that in a market where investment capacity of agents differ, average wealth of agents generically follow the Pareto-law. In few cases, the individual distribution of wealth of every agent could also be obtained exactly. We also show that the underlying dynamics of other well studied kinetic models of markets can be mapped to the dynamics of our auto regressive model.

PACS numbers: 05.90. m, 89.90. n, 02.50. r, 87.23.Ge

Kinetic models have been drawing substantial attention as model markets. In these models[1], markets are compared with systems of ideal gases, where agents and their wealth are considered analogous to the gas particles and their energy respectively. Trading between any pair of agents is similar to a collision process where energy or wealth is shared between agents. Several models have been studied in the literature, which differ in the collision rules, namely whether it elastic or inelastic, if a fraction or the whole energy of a pair is shared between agents, etc. The simplest model case is when a randomly chosen pair of particle(agent) collide (trade) elastically so that total energy(wealth) of the pair is shared randomly between the particles (agents). This wealth conserving dynamics naturally predicts [2] a Gibb's distribution of wealth $P(E) \sim \exp(-\beta E)$ in equilibrium, which has been observed in distribution of income-tax return of individuals in several countries[3]. However it was observed, in income-tax return or in other economic systems[4], that the tails of the wealth distribution are rather *fat* and fit to a power-law distribution $P(w) \sim w^{-\gamma}$ with $2 < \gamma < 3$. A power-law distribution for the rich has long been predicted by V. Pareto[5], well known in economics as *Pareto-law*. In an attempt to get a scale free distribution within the frame-work of wealth conserving dynamics, a simple modification was proposed by Chatterjee Chakrabarti and Manna (CCM)[6], where agents contribute only a fraction of their wealth for trading depending on their savings propensities, which differ among agents. The total trading wealth of the pair is then redistributed unbiasedly, so that each agent get a random fraction. Numerical simulations of CCM model strongly suggest that the the distribution of *average* wealth follow $P(w) \sim w^{-2}$, thus $\gamma = 2$. However, certain typical variations [6, 7] could result $\gamma \neq 2$. In a recent article [7] we could show analytically why such a power law is robust.

Note that in CCM model, it is *only* the average wealth, which show a scale free distribution, however wealth of

individual agents fluctuate about their average and distribution of such fluctuations are, to a good approximation, Gamma-functions[8]. The exact distribution, is still an open question. Although, kinetic models [1] are successful in describing basic features of wealth distribution, they do not capture the growing feature of most realistic markets. It is not clear, if *wealth conservation* which is taken as an essential ingredient for the description of markets, is important for obtaining Pareto-law.

In this article, we introduce, to our knowledge for the first time, a model which captures the growing feature of markets. We show that, these class of models generically produce a power-law tail in the distribution of wealth, independent of the details of the market and the trading rules. Both, conserving and non-conserving dynamics can lead to Pareto-law. Kinetic models are just a sub-class satisfying conservation of wealth and their dynamics could be mapped to the dynamics of our model. This exact mapping suggests that wealth conservation is not necessary for the description of markets. It also provides a route to capture the exact distribution of the fluctuations of wealth of individual agents. Finally, these models, being auto-regressive, bridge a connection between kinetic models recently studied in econo-physics and other auto-regressive models[9] of markets studied by economists.

First, the model. Let us take a system of N independent agents $i = 1 \dots N$, whose wealth at a given time t is $x_i(t)$. Each agent i invests a definite fraction of wealth $\mu_i x_i(t)$ in the market where the investment capacity μ_i is different for different agents. The market stochastically returns a net gain $\xi(t)$, which is taken to be independent of individual investment.

Thus, the principal wealth at time t is

$$x_i(t) = (1 - \mu_i)x_i(t-1) + \xi(t-1). \quad (1)$$

Here, $\xi(t)$ is an uncorrelated positive stochastic variable distributed as $h(\xi)$. Agents may gain from or loose to the market depending on whether $(\xi(t) - \mu_i x_i(t))$ is positive or negative. The auto-regressive (AR) nature of the model is clear from (1).

Our first task would be to find out the the steady state of (1). To do so, let us define a back-ward operator, \mathcal{B} ,

*Electronic address: urna.basu@saha.ac.in

†Electronic address: pk.mohanty@saha.ac.in

which moves the variables one step backward in time, i.e., $x(t-1) = \mathcal{B}x(t)$. For convenience let us define $\lambda_i \equiv 1 - \mu_i$, which is similar to the savings propensity defined in kinetic models [1]. Now, (1) can be written as,

$$\begin{aligned} x(t) &= \frac{1}{1 - \lambda \mathcal{B}} \xi(t) = \sum_{n=0}^{\infty} \lambda^n \xi(t-n) \\ &= \sum_{n=0}^t \lambda^n \xi(n), \end{aligned} \quad (2)$$

where we have dropped the index i as agents are independent. In the last step we have used the fact that $\xi(t)$ is an uncorrelated random variable and that $\xi(n < 0) = 0$. We have also assumed an initial condition that $x(0) = \xi(0)$. Thus, the steady state distribution $P(x)$ which is reached as $t \rightarrow \infty$ is the probability distribution function (PDF) of the stochastic variable

$$x = \sum_{n=0}^{\infty} \lambda^n \xi(n) \quad (3)$$

which is just a weighted sum of $\{\xi(n)\}$ with weights $\{\lambda^n\}$. Let $x_m = \sum_{n=0}^m \lambda^n \xi(n)$ be the first m terms of (3) and their distribution be $P_m(x)$. From (2) and (3) it is clear that $x_m = x(t=m)$. It implies, first that true steady state gets contributions from all orders of λ^n . Secondly, $P_m(x)$ can be considered as the distribution at $t=m$.

Since $x_m = \lambda^m \xi(m) + x_{m-1}$, $P_m(x)$ satisfies a recursion relation,

$$P_m(x) = \frac{1}{\lambda^m} \int_0^x P_{m-1}(y) h\left(\frac{x-y}{\lambda^m}\right) dy. \quad (4)$$

The steady state distribution is then $P(x) \equiv \lim_{m \rightarrow \infty} P_m(x)$. Clearly, from (4) one can see that

$$P_m(0) = 0 \text{ for all } m > 0, \quad (5)$$

thus in steady state, $P(x=0) = 0$. This relation (5) being independent of the choice of $h(\xi)$, can be used as the generic boundary conditions for solving (4). Secondly, it indicates that the steady state distribution is neither Gibb's nor Pareto like, where $P(x=0)$ is finite.

To proceed further, we need to be more specific, namely we need to know $h(\xi)$. Before considering the generic growing markets, first let us consider a few examples with a static market, where average wealth of the market $a \equiv \langle \xi \rangle$ is fixed.

- *Normal distribution of ξ* : The first example is when fluctuation of the market is normal, i.e., $h(\xi)$ is a Gaussian distribution denoted by $\mathcal{G}(\alpha_0, \sigma_0)$ with mean α_0 and standard deviation σ_0 . In this case, the steady state distribution is $P(x) = \mathcal{G}(\alpha, \sigma)$ where

$$\alpha = \frac{\alpha_0}{1 - \lambda} \text{ and } \sigma = \frac{\sigma_0}{\sqrt{1 - \lambda^2}}. \quad (6)$$

It is easy to check that $\mathcal{G}(\alpha, \sigma)$ satisfy Eq. (1) in steady state; i.e., if PDF of x and ξ are $\mathcal{G}(\mu_0, \sigma_0)$ and $\mathcal{G}(\mu, \sigma)$ respectively, then PDF of $\lambda x + \xi$ is same as PDF of x . Note that agents in this case can have negative wealth, even though the $\langle x \rangle > 0$. The negative wealth may be interpreted as *loan*.

- *Exponential distribution of ξ* : In next example we take $h(\xi) = \exp(-\xi)$. This case is interesting as it gives same steady state distribution, as that of the CC model[10], i.e. $P(x) = \exp(-x)$, when $\lambda = 0$. For non zero λ , we need to solve the integral equation (4). Instead we would like to rewrite (4) as a differential equation (which is possible in this case),

$$\frac{dP_m(x)}{dx} = \frac{1}{\lambda^m} [P_{m-1}(x) - P_m(x)] \quad (7)$$

Here, formally we define $P_0(x) \equiv h(x)$, which implies that (7) is valid for $t = 1, 2 \dots \infty$. We may take boundary conditions (5) for solving these equations. One can easily find a formal solution of (7) by taking the Laplace transform. Let $G_m(s)$ be the Laplace transform of $P_m(x)$. Equation (7) now becomes a difference equation

$$G_m(s) = \frac{1}{1 + \lambda^m s} G_{m-1}(s), \quad (8)$$

whose formal solution is $\prod_{k=0}^{t-1} (1 + \lambda^k s)^{-1} G_0(s)$. Again, let us remind that $G_0(s)$ is the LT of $P_0(x) \equiv h(x)$. Finally the steady state distribution $P(x)$ is just the inverse Laplace transform of

$$G(s) = \prod_{k=0}^{\infty} \frac{1}{1 + \lambda^k s} G_0(s), \quad (9)$$

which can be written as series,

$$\begin{aligned} P(x) &= \sum_{m=0}^{\infty} C_m \exp(-x/\lambda^m) \\ \text{where } C_m^{-1} &= \lambda^m \prod_{0 < n \neq m}^{\infty} (1 - \lambda^{n-m}) \end{aligned} \quad (10)$$

Although Eq. (10) is an infinite series, first few terms are good enough for numerical evaluation of the distribution. Terms up to $m = n$ gives $P_n(x)$, which can be interpreted either as an approximation of true steady state distribution $P(x)$ to n^{th} order in λ or as the distribution at finite time $t = n$. In Fig. 1 we compare the steady state distribution obtained numerically, with the first four terms of (10). Note, that $P(x)$ is a Gamma-like distribution as obtained in CC model.

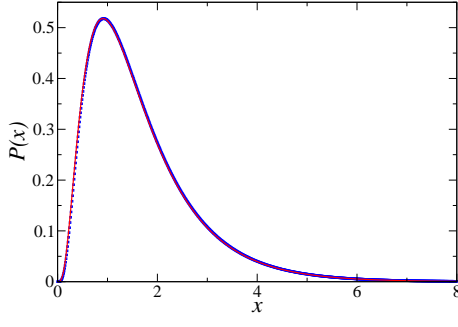


FIG. 1: The steady state distribution $P(x)$ as a function of x for $h(\xi) = \exp(-\xi)$. The numerically obtained steady state distribution of wealth (symbols) is compared with the first four terms of $P(x)$ from Eq. (10) drawn as solid line.

- *Pareto-law* : The wealth distributions of individual agents are not simple and depend on their investment capacity μ , their averages follow a power-law, as seen in other models. To see this let's define $\langle x_i \rangle = w_i$. Using the fact that in steady state $\langle x(t) \rangle = \langle x(t-1) \rangle$, Eq. (1) gives,

$$w_i = \frac{\langle \xi \rangle}{\mu_i} \quad (11)$$

Agents in this model are different from each other only by their investment capacity. In a system N agents the average no. of agents having investment capacity μ is $Ng(\mu)$ where $g(\mu)$ is the distribution of μ . Thus, we can write $w(\mu) = \langle \xi \rangle / \mu$. Distribution of w is then

$$P(w) = g(\mu) \left| \frac{d\mu}{dw} \right| = \frac{g(\langle \xi \rangle / w)}{w^2}. \quad (12)$$

A similar argument was used in [7] for deriving the wealth distribution of CCM model.

- *Growing markets* : The kinetic models of markets [2, 6, 10] are defined with wealth conserving dynamics, which keeps the total wealth of the system constant. In our model, we can easily incorporate the growth feature of the market (say, stock-markets) by introducing explicit time dependence in the distribution of ξ , which can be done, for example, by taking time dependence in $\langle \xi \rangle \equiv a(t)$. The distribution of wealth $P(x, t)$ will then depend on t . However, in the adiabatic limit, when $a(t)$ varies slowly (thus $a(t-1) \approx a(t)$), we have $P(x, t-1) \approx P(x, t)$. In this case, thus, $P(x, \tau)$ is identical to the steady state distribution of the time-independent model, where ξ has an average $\langle \xi \rangle = a(\tau)$.

For demonstration, let us take that $h(\xi)$ to be an exponential distribution with varying average $a(t) = t/T$. In other words, $h(\xi, t) = \exp(-\xi/a(t))/a(t)$. From simulations, we calculate the distribution $P(x, T)$ at $t = T$ for different values of T . Since $a = 1$, $P(x, T)$ should be compared

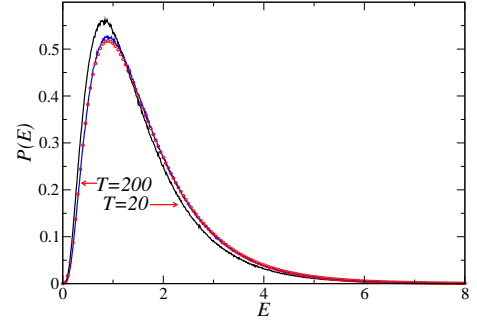


FIG. 2: The figure compares the wealth distribution $P(x, t = T)$ of growing markets where average wealth $a(t) = t/T$, with that of the static market with $a(t) = 1$ (line). As expected, For slowly growing market (large T), $P(x, t = T)$ compares well with the distribution in static market, suggesting that 'for adiabatically growing markets, instantaneous distribution of wealth is independent of the history'.

with the steady state distribution of (1). Figure 2 compares the distributions for $T = 20$ and $T = 200$, which clearly suggests that in the quasi-static limit $T \rightarrow \infty$ the instantaneous distribution is independent of the evolution and depends only on the instantaneous distribution of ξ .

- *Annealed λ* : Another interesting case is when agents change their idea of saving in time, which can be modeled by taking λ as a stochastic variable. Let's take a specific example, where λ is distributed uniformly in $(0, 1)$ and $h(\xi) = \exp(-\xi)$. The steady state distribution of wealth is $P(x) = \Gamma_2(x) = x \exp(-x)$, which can be proved as follows. If $P(x) = \Gamma_2(x)$ then $P(u = \lambda x) = \exp(-u)$ [13]. Thus, PDF of right hand side of Eq. (1) is $\Gamma_2(z)$ [14] which is same as the PDF of left hand side. This, completes the proof.

In rest of the article we will discuss kinetic models studied in context of wealth distribution and show that the dynamics of these models can be mapped to the auto-regressive model defined in this article. First let us consider the CCM model. As, described in [6], the main idea in this model is that the agents, labeled by $i = 1 \dots N$, are considered to have savings propensities $\{\lambda_i\}$ distributed as $g(\lambda)$. During trading, wealth E_i and E_j of two randomly chosen agents i and j changes to E'_i and E'_j respectively such that

$$\begin{aligned} E'_i &= \lambda_i E_i + r T_{ij} \\ E'_j &= \lambda_j E_j + (1-r) T_{ij}, \end{aligned} \quad (13)$$

where $T_{ij} = (1 - \lambda_i)E_i + (1 - \lambda_j)E_j$ and r is a stochastic variable with PDF $\mathcal{U}(r)$, uniform in $(0, 1)$. The wealth conserving dynamics (13) can be interpreted as follows. Both agents (i, j) save a fraction (λ_i, λ_j) of their wealth and contribute the rest for trading. The total trading wealth T_{ij} is then randomly shared between agents i and j . A special case of the model $\{\lambda_i = \lambda\}$ was studied

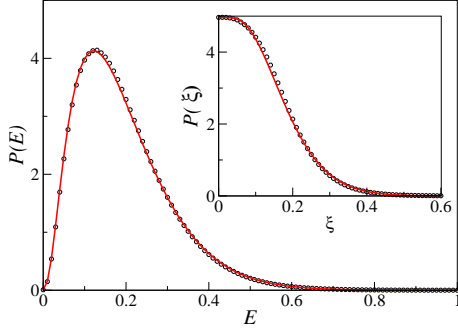


FIG. 3: Comparison of wealth distribution of a tagged agent k , having $\lambda_k = 0.4$ in CCM model (symbol) and the CC model (line) where savings propensity is identical ($\lambda = 0.4$) for every agent. Average wealth of CC model is taken as $w_k = 0.198$, which is the average wealth of the tagged agent. For both CCM and CC model, $N = 100$. In the inset, we compare the distribution of "noise" in these systems.

earlier by Chakrabarti and Chakraborti (CC)[10]. Explicitly, the dynamics of the model is

$$\begin{aligned} E'_i &= \lambda E_i + [r(1 - \lambda)(E_i + E_j)] \\ E'_j &= \lambda E_j + [(1 - r)(1 - \lambda)(E_i + E_j)], \end{aligned} \quad (14)$$

where a skew distribution was found for $\lambda \neq 0$. Although, the exact steady state wealth distribution $P(E)$ of CC-model is not known, it was fitted well to a Gamma distribution $\Gamma_n(x) \equiv x^{n-1} \exp(-x)/(n-1)!$ with $n = (1 + 2\lambda)/(1 - \lambda)$ [8]. However, later analytical studies [11] disagree with the Gamma distribution. Here, we will refer to it as *Gamma-like* distribution.

To see why the dynamics of CCM model is identical to that of the AR model defined in Eq. (1) we look at the steady state wealth distribution of a tagged agent k whose savings propensity is $\lambda_k = \lambda$. Wealth of this agent, which fluctuates in time about the mean $w_k \sim 1/(1 - \lambda)$, is distributed as, say, $P_\lambda^{CCM}(E)$. Now we take a system (namely the CC model) of N agents with total wealth $w_k N$ and all agents having the same savings propensity as that of the tagged agent in CCM model, *i.e.*, $\{\lambda_i = \lambda\}$. Numerically calculated steady state distribution of wealth $P_\lambda^{CC}(E)$ in this case is found to be identical to $P_\lambda^{CCM}(E)$. As an example, we take a tagged agent in CCM having $\lambda = 0.4$ and compare $P_\lambda^{CC}(E)$ and $P_\lambda^{CCM}(E)$ in Fig. 3. An excellent match suggests that agents in CCM model are independent, unaware of savings propensity of other agents. Since every agent in CCM model trade with every other agent as in other mean-field models, it is not surprising that this model turns out to be a system of non-interacting agents. This fact has been reported earlier in [12]. This supports that one can replace (14) by a single equation

$$E'_i = \lambda E_i + \eta, \quad (15)$$

where, $\eta = rT_{ij}$ is the noise. Note that E_j satisfies the same equation as r and $1 - r$ have the same distribution.

Replacement of the conserving dynamics (14) by a single equation (15) which do not have conservation suggests that *conservation is not important* in these systems.

To emphasize this point further that the wealth conserving dynamics can be replaced by a non-conserving one similar to 1, we now consider other kinetic models. A generic wealth conserving dynamics is when a pair of agents interact as follows,

$$\begin{aligned} E'_i &= \lambda E_i + \eta E_j \\ E'_j &= (1 - \lambda)E_i + (1 - \eta)E_j \end{aligned} \quad (16)$$

where both η and λ are stochastic variables with PDF $\mathcal{U}(x)$. We will now prove, by mapping wealth conserving dynamics (16) by a non-conserving one, that the steady state distribution of this model is in fact $P(E) = E \exp(-E) \equiv \Gamma_2(E)$ (here $\langle E \rangle = 2$). The non-conserving dynamics for this model would be

$$E' = \lambda E + \xi \quad (17)$$

where the noise is $\xi = \eta \tilde{E}$ and \tilde{E} is the wealth of the other agent in the conserving dynamics. In the steady state, both E and \tilde{E} have the same distribution. If the steady state distribution is $\Gamma_2(E)$, the PDF of ξ is $P(\xi) = \exp(-\xi)$ [13]. Thus, the dynamics of the model is effectively same as that of the annealed λ case of the AR model with exponential noise, studied earlier in this article, where the steady state distribution is $P(E) = \Gamma_2(E)$. We have done numerical simulation of the conserving dynamics (16) and measured the distribution of $\xi = \eta \tilde{E}$ and the steady state distribution of wealth. The resulting distributions are found (see Fig. 4) to be $P(\xi) = \exp(-\xi)$ and $P(x) = x \exp(-x)$, as expected from the non-conserving dynamics. Finally, we studied the special case of the model with $\eta = \lambda$, which is same as the kinetic model studied in [2], where the steady state distribution is $P(x) = \exp(-x)$. One may write a non-conserving dynamics in this case as

$$E' = \lambda(E + \tilde{E}) \quad (18)$$

Again, both E and \tilde{E} have the same distribution in steady state. If $P(E) = \exp(-E)$, then using [13, 14] one can show that PDF of right hand side of (18) is same as that of the left hand side. These generic examples thus strongly suggest that both conserving and non-conserving dynamics approaches the same steady state.

In conclusion, we introduce a simple model of market which captures the growing feature of realistic markets. Agents in these models do not involve in direct trading, they interact only through the market. Their net gain depend on how much they invest and how much they gain from the market. The market, naturally noisy, is modeled by a stochastic variable which has a specific distribution with fixed or varying mean. In our model, return from the market is considered to be independent of individual agent's investment (a natural extension would be when $\xi(t)$ explicitly depends on $x(t)$). One of our main results

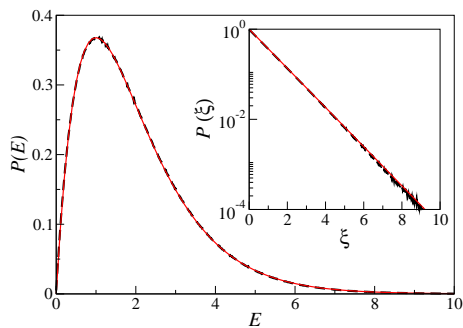


FIG. 4: Wealth distribution $P(E)$ of a generic kinetic model (16) (dashed line), obtained from simulations (with $N = 100$ and $\langle E \rangle = 2$), is compared with the steady state distribution $P(E) = E \exp(-E)$ (solid line) of corresponding non-conserving model (17). In the inset we compare PDF of noise ξ for conserving (dashed line) and non-conserving (solid-line) models. For the later one $P(\xi) = \exp(-\xi)$.

is that, the average wealth of agents generically follow Pareto-distribution. The detailed nature of distribution depends only on (a) the mean (or instantaneous mean in

case of growing markets) and (b) distribution of investment capacity of agents. We also argue that, when average wealth of the market grow adiabatically, the wealth distribution of agents at any given time depends only on the instantaneous market. For static markets, exact steady state wealth distribution of agents was calculated for a few cases. More importantly, the dynamics of usual kinetic models with conserving dynamics studied in econo-physics as model markets can be mapped to the dynamics of our model which does not have conservation.

Auto regression is a usual technique for economists, for study of time series of financial markets. These new models, being auto regressive in nature, build connections between standard auto-regressive models and other kinetic models of markets. Kinetic models which are believed to be the only model explaining Pareto-law for the tail of the wealth distribution is not quite correct. In particular both, conservation of wealth during each trading and global conservation of wealth are not necessary for obtaining Pareto-distribution. Auto-regression is an alternative which is more generic.

-
- [1] A. Chatterjee, and B.K. Chakrabarti, Eur. Phys. J. **B 60** 135 (2007) 135; V. M. Yakovenko, arXiv.org:0709.3662.
 - [2] A. A. Dragulescu and V. M. Yakovenko, Eur. Phys. J. **B 17**, 723 (2000).
 - [3] A. C. Silva and V. M. Yakovenko, Europhys. Lett., **69**, 304 (2005).
 - [4] A. A. Dragulescu and V. M. Yakovenko, Physica A 359, 555 2001 ; W. Souma, Fractals 9, 463 2001 ; S. Sinha, Physica A 356, 555 2005 ; F. Clementi and M. Gallegati, Physica A 350, 427 2005
 - [5] Pareto V., *Le Cours d'Economie Politique* (Macmillan, London) 1897.
 - [6] A. Chatterjee, B. K. Chakrabarti and S.S. Manna, Physica Scripta T106, 36 (2003); *ibid* Physica **A 335**, 155(2004).
 - [7] P. K. Mohanty, Phys. Rev. **E 74**, 011117(2006).
 - [8] M. Patriarca, A. Chakraborti and K. Kaski and G. Germano in [15].
 - [9] Time series: *Application to Finance*, N. H. Chan, Wiley Series in Probability and Statistics, Wiley-InterScience, Canada, 2002.
 - [10] A. Chakraborti and B. K. Chakrabarti, Eur. Phys. J. **B 17**, 167 (2000).
 - [11] P. Repetowicz, S. Hutzler and P. Richmond, Physica **A 356**, 641 (2005).
 - [12] K. Bhattacharya, G. Mukherjee and S. S. Manna in [15].
 - [13] If PDF of x and y are $\Gamma_2(x)$ and $\mathcal{U}(y)$ respectively then PDF of $u = xy$ is $\exp(-u)$.
 - [14] If PDF of x and y are $\exp(-x)$ and $\exp(-y)$ respectively then PDF of $u = x + y$ is $u \exp(-u)$.
 - [15] Econophysics of Wealth Distribution, A. Chatterjee, S. Yarlagadda, and B. K. Chakrabarti (**Eds.**), *Springer-Verlag, Italia* 2005.