

Constraints on the CKM angle γ in $B^0 \rightarrow \bar{D}^0 K^{*0}$ and $B^0 \rightarrow D^0 K^{*0}$ from a Dalitz analysis of D^0 and \bar{D}^0 decays to $K_S \pi^+ \pi^-$

B. Aubert, M. Bona, Y. Karyotakis, J. P. Lees, V. Poireau, X. Prudent, V. Tisserand, and A. Zghiche
Laboratoire de Physique des Particules, IN2P3/CNRS et Université de Savoie, F-74941 Annecy-Le-Vieux, France

J. Garra Tico and E. Grauges
Universitat de Barcelona, Facultat de Física, Departament ECM, E-08028 Barcelona, Spain

L. Lopez, A. Palano, and M. Pappagallo
Università di Bari, Dipartimento di Fisica and INFN, I-70126 Bari, Italy

G. Eigen, B. Stugu, and L. Sun
University of Bergen, Institute of Physics, N-5007 Bergen, Norway

G. S. Abrams, M. Battaglia, D. N. Brown, J. Button-Shafer, R. N. Cahn,
R. G. Jacobsen, J. A. Kadyk, L. T. Kerth, Yu. G. Kolomensky, G. Kukartsev,
G. Lynch, I. L. Osipenkov, M. T. Ronan,* K. Tackmann, T. Tanabe, and W. A. Wenzel
Lawrence Berkeley National Laboratory and University of California, Berkeley, California 94720, USA

C. M. Hawkes, N. Soni, and A. T. Watson
University of Birmingham, Birmingham, B15 2TT, United Kingdom

H. Koch and T. Schroeder
Ruhr Universität Bochum, Institut für Experimentalphysik 1, D-44780 Bochum, Germany

D. Walker
University of Bristol, Bristol BS8 1TL, United Kingdom

D. J. Asgeirsson, T. Cuhadar-Donszelmann, B. G. Fulsom, C. Hearty, T. S. Mattison, and J. A. McKenna
University of British Columbia, Vancouver, British Columbia, Canada V6T 1Z1

M. Barrett, A. Khan, M. Saleem, and L. Teodorescu
Brunel University, Uxbridge, Middlesex UB8 3PH, United Kingdom

V. E. Blinov, A. D. Bukin, A. R. Buzykaev, V. P. Druzhinin, V. B. Golubev,
A. P. Onuchin, S. I. Serednyakov, Yu. I. Skovpen, E. P. Solodov, and K. Yu. Todyshev
Budker Institute of Nuclear Physics, Novosibirsk 630090, Russia

M. Bondioli, S. Curry, I. Eschrich, D. Kirkby, A. J. Lankford, P. Lund, M. Mandelkern, E. C. Martin, and D. P. Stoker
University of California at Irvine, Irvine, California 92697, USA

S. Abachi and C. Buchanan
University of California at Los Angeles, Los Angeles, California 90024, USA

J. W. Gary, F. Liu, O. Long, B. C. Shen,* G. M. Vitug, Z. Yasin, and L. Zhang
University of California at Riverside, Riverside, California 92521, USA

H. P. Paar, S. Rahatlou, and V. Sharma
University of California at San Diego, La Jolla, California 92093, USA

C. Campagnari, T. M. Hong, D. Kovalskyi, M. A. Mazur, and J. D. Richman
University of California at Santa Barbara, Santa Barbara, California 93106, USA

T. W. Beck, A. M. Eisner, C. J. Flacco, C. A. Heusch, J. Kroseberg, W. S. Lockman,
T. Schalk, B. A. Schumm, A. Seiden, M. G. Wilson, and L. O. Winstrom
University of California at Santa Cruz, Institute for Particle Physics, Santa Cruz, California 95064, USA

E. Chen, C. H. Cheng, D. A. Doll, B. Echenard, F. Fang, D. G. Hitlin, I. Narsky, T. Piatenko, and F. C. Porter
California Institute of Technology, Pasadena, California 91125, USA

R. Andreassen, G. Mancinelli, B. T. Meadows, K. Mishra, and M. D. Sokoloff
University of Cincinnati, Cincinnati, Ohio 45221, USA

F. Blanc, P. C. Bloom, W. T. Ford, J. F. Hirschauer, A. Kreisel, M. Nagel,
U. Nauenberg, A. Olivas, J. G. Smith, K. A. Ulmer, and S. R. Wagner
University of Colorado, Boulder, Colorado 80309, USA

R. Ayad,[†] A. M. Gabareen, A. Soffer,[‡] W. H. Toki, and R. J. Wilson
Colorado State University, Fort Collins, Colorado 80523, USA

D. D. Altenburg, E. Feltresi, A. Hauke, H. Jasper, M. Karbach, J. Merkel, A. Petzold, B. Spaan, and K. Wacker
Universität Dortmund, Institut für Physik, D-44221 Dortmund, Germany

V. Klose, M. J. Kobel, H. M. Lacker, W. F. Mader, R. Nogowski,
J. Schubert, K. R. Schubert, R. Schwierz, J. E. Sundermann, and A. Volk
Technische Universität Dresden, Institut für Kern- und Teilchenphysik, D-01062 Dresden, Germany

D. Bernard, G. R. Bonneaud, E. Latour, Ch. Thiebaux, and M. Verderi
Laboratoire Leprince-Ringuet, CNRS/IN2P3, Ecole Polytechnique, F-91128 Palaiseau, France

P. J. Clark, W. Gradl, S. Playfer, A. I. Robertson, and J. E. Watson
University of Edinburgh, Edinburgh EH9 3JZ, United Kingdom

M. Andreotti, D. Bettoni, C. Bozzi, R. Calabrese, A. Cecchi, G. Cibinetto, P. Franchini,
E. Luppi, M. Negrini, A. Petrella, L. Piemontese, E. Prencipe, and V. Santoro
Università di Ferrara, Dipartimento di Fisica and INFN, I-44100 Ferrara, Italy

F. Anulli, R. Baldini-Ferrolì, A. Calcaterra, R. de Sangro, G. Finocchiaro,
S. Pacetti, P. Patteri, I. M. Peruzzi,[§] M. Piccolo, M. Rama, and A. Zallo
Laboratori Nazionali di Frascati dell'INFN, I-00044 Frascati, Italy

A. Buzzo, R. Contri, M. Lo Vetere, M. M. Macri, M. R. Monge,
S. Passaggio, C. Patrignani, E. Robutti, A. Santroni, and S. Tosi
Università di Genova, Dipartimento di Fisica and INFN, I-16146 Genova, Italy

K. S. Chaisanguanthum and M. Morii
Harvard University, Cambridge, Massachusetts 02138, USA

R. S. Dubitzky, J. Marks, S. Schenk, and U. Uwer
Universität Heidelberg, Physikalisches Institut, Philosophenweg 12, D-69120 Heidelberg, Germany

D. J. Bard, P. D. Dauncey, J. A. Nash, W. Panduro Vazquez, and M. Tibbetts
Imperial College London, London, SW7 2AZ, United Kingdom

P. K. Behera, X. Chai, M. J. Charles, and U. Mallik
University of Iowa, Iowa City, Iowa 52242, USA

J. Cochran, H. B. Crawley, L. Dong, V. Eyges, W. T. Meyer, S. Prell, E. I. Rosenberg, and A. E. Rubin
Iowa State University, Ames, Iowa 50011-3160, USA

Y. Y. Gao, A. V. Gritsan, Z. J. Guo, and C. K. Lae

Johns Hopkins University, Baltimore, Maryland 21218, USA

A. G. Denig, M. Fritsch, and G. Schott

Universität Karlsruhe, Institut für Experimentelle Kernphysik, D-76021 Karlsruhe, Germany

N. Arnaud, J. Béguilleux, A. D’Orazio, M. Davier, J. Firmino da Costa, G. Grosdidier,

A. Höcker, V. Lepeltier, F. Le Diberder, A. M. Lutz, S. Pruvot, P. Roudeau,

M. H. Schune, J. Serrano, V. Sordini, A. Stocchi, W. F. Wang, and G. Wormser

Laboratoire de l’Accélérateur Linéaire, IN2P3/CNRS et Université Paris-Sud 11,

Centre Scientifique d’Orsay, B. P. 34, F-91898 ORSAY Cedex, France

D. J. Lange and D. M. Wright

Lawrence Livermore National Laboratory, Livermore, California 94550, USA

I. Bingham, J. P. Burke, C. A. Chavez, J. R. Fry, E. Gabathuler,

R. Gamet, D. E. Hutchcroft, D. J. Payne, and C. Touramanis

University of Liverpool, Liverpool L69 7ZE, United Kingdom

A. J. Bevan, K. A. George, F. Di Lodovico, R. Sacco, and M. Sigamani

Queen Mary, University of London, E1 4NS, United Kingdom

G. Cowan, H. U. Flaecher, D. A. Hopkins, S. Paramesvaran, F. Salvatore, and A. C. Wren

University of London, Royal Holloway and Bedford New College, Egham, Surrey TW20 0EX, United Kingdom

D. N. Brown and C. L. Davis

University of Louisville, Louisville, Kentucky 40292, USA

K. E. Alwyn, N. R. Barlow, R. J. Barlow, Y. M. Chia, C. L. Edgar, G. D. Lafferty, T. J. West, and J. I. Yi

University of Manchester, Manchester M13 9PL, United Kingdom

J. Anderson, C. Chen, A. Jawahery, D. A. Roberts, G. Simi, and J. M. Tuggle

University of Maryland, College Park, Maryland 20742, USA

C. Dallapiccola, S. S. Hertzbach, X. Li, E. Salvati, and S. Saremi

University of Massachusetts, Amherst, Massachusetts 01003, USA

R. Cowan, D. Dujmic, P. H. Fisher, K. Koenke, G. Sciolla, M. Spitznagel, F. Taylor, R. K. Yamamoto, and M. Zhao

Massachusetts Institute of Technology, Laboratory for Nuclear Science, Cambridge, Massachusetts 02139, USA

S. E. Mclachlin,* P. M. Patel, and S. H. Robertson

McGill University, Montréal, Québec, Canada H3A 2T8

A. Lazzaro, V. Lombardo, and F. Palombo

Università di Milano, Dipartimento di Fisica and INFN, I-20133 Milano, Italy

J. M. Bauer, L. Cremaldi, V. Eschenburg, R. Godang, R. Kroeger, D. A. Sanders, D. J. Summers, and H. W. Zhao

University of Mississippi, University, Mississippi 38677, USA

S. Brunet, D. Côté, M. Simard, P. Taras, and F. B. Viaud

Université de Montréal, Physique des Particules, Montréal, Québec, Canada H3C 3J7

H. Nicholson

Mount Holyoke College, South Hadley, Massachusetts 01075, USA

G. De Nardo, L. Lista, D. Monorchio, and C. Sciacca

Università di Napoli Federico II, Dipartimento di Scienze Fisiche and INFN, I-80126, Napoli, Italy

M. A. Baak, G. Raven, and H. L. Snoek

NIKHEF, National Institute for Nuclear Physics and High Energy Physics, NL-1009 DB Amsterdam, The Netherlands

C. P. Jessop, K. J. Knoepfel, and J. M. LoSecco
University of Notre Dame, Notre Dame, Indiana 46556, USA

G. Benelli, L. A. Corwin, K. Honscheid, H. Kagan, R. Kass, J. P. Morris,
 A. M. Rahimi, J. J. Regensburger, S. J. Sekula, and Q. K. Wong
Ohio State University, Columbus, Ohio 43210, USA

N. L. Blount, J. Brau, R. Frey, O. Igonkina, J. A. Kolb, M. Lu,
 R. Rahmat, N. B. Sinev, D. Strom, J. Strube, and E. Torrence
University of Oregon, Eugene, Oregon 97403, USA

G. Castelli, N. Gagliardi, A. Gaz, M. Margoni, M. Morandin,
 M. Posocco, M. Rotondo, F. Simonetto, R. Stroili, and C. Voci
Università di Padova, Dipartimento di Fisica and INFN, I-35131 Padova, Italy

P. del Amo Sanchez, E. Ben-Haim, H. Briand, G. Calderini, J. Chauveau, P. David,
 L. Del Buono, O. Hamon, Ph. Leruste, J. Malclès, J. Ocariz, A. Perez, and J. Prendki
*Laboratoire de Physique Nucléaire et de Hautes Energies,
 IN2P3/CNRS, Université Pierre et Marie Curie-Paris6,
 Université Denis Diderot-Paris7, F-75252 Paris, France*

L. Gladney
University of Pennsylvania, Philadelphia, Pennsylvania 19104, USA

M. Biasini, R. Covarelli, and E. Manoni
Università di Perugia, Dipartimento di Fisica and INFN, I-06100 Perugia, Italy

C. Angelini, G. Batignani, S. Bettarini, M. Carpinelli, A. Cervelli, F. Forti, M. A. Giorgi,
 A. Lusiani, G. Marchiori, M. Morganti, N. Neri, E. Paoloni, G. Rizzo, and J. J. Walsh
Università di Pisa, Dipartimento di Fisica, Scuola Normale Superiore and INFN, I-56127 Pisa, Italy

J. Biesiada, Y. P. Lau, D. Lopes Pegna, C. Lu, J. Olsen, A. J. S. Smith, and A. V. Telnov
Princeton University, Princeton, New Jersey 08544, USA

E. Baracchini, G. Cavoto, D. del Re, E. Di Marco, R. Faccini, F. Ferrarotto, F. Ferroni, M. Gaspero,
 P. D. Jackson, M. A. Mazzoni, S. Morganti, G. Piredda, F. Polci, F. Renga, and C. Voena
Università di Roma La Sapienza, Dipartimento di Fisica and INFN, I-00185 Roma, Italy

M. Ebert, T. Hartmann, H. Schröder, and R. Waldi
Universität Rostock, D-18051 Rostock, Germany

T. Adye, B. Franek, E. O. Olaiya, W. Roethel, and F. F. Wilson
Rutherford Appleton Laboratory, Chilton, Didcot, Oxon, OX11 0QX, United Kingdom

S. Emery, M. Escalier, A. Gaidot, S. F. Ganzhur, G. Hamel de Monchenault,
 W. Kozanecki, G. Vasseur, Ch. Yèche, and M. Zito
DSM/Dapnia, CEA/Saclay, F-91191 Gif-sur-Yvette, France

X. R. Chen, H. Liu, W. Park, M. V. Purohit, R. M. White, and J. R. Wilson
University of South Carolina, Columbia, South Carolina 29208, USA

M. T. Allen, D. Aston, R. Bartoldus, P. Bechtle, J. F. Benitez, R. Cenci, J. P. Coleman, M. R. Convery,
 J. C. Dingfelder, J. Dorfan, G. P. Dubois-Felsmann, W. Dunwoodie, R. C. Field, T. Glanzman, S. J. Gowdy,
 M. T. Graham, P. Grenier, C. Hast, W. R. Innes, J. Kaminski, M. H. Kelsey, H. Kim, P. Kim,
 M. L. Kocian, D. W. G. S. Leith, S. Li, B. Lindquist, S. Luitz, V. Luth, H. L. Lynch, D. B. MacFarlane,

H. Marsiske, R. Messner, D. R. Muller, H. Neal, S. Nelson, C. P. O’Grady, I. Ofte, A. Perazzo, M. Perl,
B. N. Ratcliff, A. Roodman, A. A. Salnikov, R. H. Schindler, J. Schwiening, A. Snyder, D. Su,
M. K. Sullivan, K. Suzuki, S. K. Swain, J. M. Thompson, J. Va’vra, A. P. Wagner, M. Weaver,
W. J. Wisniewski, M. Wittgen, D. H. Wright, H. W. Wulsin, A. K. Yarritu, K. Yi, C. C. Young, and V. Ziegler
Stanford Linear Accelerator Center, Stanford, California 94309, USA

P. R. Burchat, A. J. Edwards, S. A. Majewski, T. S. Miyashita, B. A. Petersen, and L. Wilden
Stanford University, Stanford, California 94305-4060, USA

S. Ahmed, M. S. Alam, R. Bula, J. A. Ernst, B. Pan, M. A. Saeed, and S. B. Zain
State University of New York, Albany, New York 12222, USA

S. M. Spanier and B. J. Wogslund
University of Tennessee, Knoxville, Tennessee 37996, USA

R. Eckmann, J. L. Ritchie, A. M. Ruland, C. J. Schilling, and R. F. Schwitters
University of Texas at Austin, Austin, Texas 78712, USA

J. M. Izen, X. C. Lou, and S. Ye
University of Texas at Dallas, Richardson, Texas 75083, USA

F. Bianchi, D. Gamba, and M. Pelliccioni
Università di Torino, Dipartimento di Fisica Sperimentale and INFN, I-10125 Torino, Italy

M. Bomben, L. Bosisio, C. Cartaro, F. Cossutti, G. Della Ricca, L. Lanceri, and L. Vitale
Università di Trieste, Dipartimento di Fisica and INFN, I-34127 Trieste, Italy

V. Azzolini, N. Lopez-March, F. Martinez-Vidal, D. A. Milanes, and A. Oyanguren
IFIC, Universitat de Valencia-CSIC, E-46071 Valencia, Spain

J. Albert, Sw. Banerjee, B. Bhuyan, K. Hamano, R. Kowalewski, I. M. Nugent, J. M. Roney, and R. J. Sobie
University of Victoria, Victoria, British Columbia, Canada V8W 3P6

T. J. Gershon, P. F. Harrison, J. Ilic, T. E. Latham, and G. B. Mohanty
Department of Physics, University of Warwick, Coventry CV4 7AL, United Kingdom

H. R. Band, X. Chen, S. Dasu, K. T. Flood, P. E. Kutter, Y. Pan, M. Pierini, R. Prepost, C. O. Vucosalo, and S. L. Wu
University of Wisconsin, Madison, Wisconsin 53706, USA

(Dated: October 26, 2018)

We present constraints on the angle γ of the Unitarity Triangle with a Dalitz analysis of neutral D decays to $K_S\pi^+\pi^-$ from the processes $B^0 \rightarrow \bar{D}^0 K^{*0}$ ($\bar{B}^0 \rightarrow D^0 \bar{K}^{*0}$) and $B^0 \rightarrow D^0 K^{*0}$ ($\bar{B}^0 \rightarrow \bar{D}^0 \bar{K}^{*0}$) with $K^{*0} \rightarrow K^+\pi^-$ ($\bar{K}^{*0} \rightarrow K^-\pi^+$). Using a sample of 371×10^6 $B\bar{B}$ pairs collected with the BABAR detector at PEP-II, we constrain the angle γ as a function of r_s , the magnitude of the average ratio between $b \rightarrow u$ and $b \rightarrow c$ amplitudes.

PACS numbers: 13.25.Hw, 14.40.Nd

I. INTRODUCTION

Various methods have been proposed to determine the Unitarity Triangle angle γ [1, 2, 3] of the Cabibbo-Kobayashi-Maskawa (CKM) quark mixing matrix [4] using $B^- \rightarrow \tilde{D}^{(*)0} K^{(*)-}$ decays, where the symbol $\tilde{D}^{(*)0}$ indicates either a $D^{(*)0}$ or a $\bar{D}^{(*)0}$ meson. A B^- can decay into a $\tilde{D}^{(*)0} K^{(*)-}$ final state via a $b \rightarrow c$ or a $b \rightarrow u$ mediated process and CP violation can be detected when the $D^{(*)0}$ and the $\bar{D}^{(*)0}$ decay to the same final state. These

*Deceased

[†]Now at Temple University, Philadelphia, Pennsylvania 19122, USA

[‡]Now at Tel Aviv University, Tel Aviv, 69978, Israel

[§]Also with Università di Perugia, Dipartimento di Fisica, Perugia, Italy

[¶]Also with Università di Sassari, Sassari, Italy

processes are thus sensitive to $\gamma = \arg\{-V_{ub}^* V_{ud}/V_{cb}^* V_{cd}\}$. The present determination of γ comes from the combination of several results obtained with the different methods. In particular, the Dalitz technique [3], when used to analyze $B^- \rightarrow \tilde{D}^{(*)0} K^{(*)-}$ decays, is very powerful, resulting in an error on γ of about 24° and 13° for the *BABAR* and *Belle* analyses respectively ([5, 6]). These results are obtained from the simultaneous exploitation of the three decays of the charged B mesons ($B^- \rightarrow \tilde{D}^0 K^-$, $\tilde{D}^{*0} K^-$ and $\tilde{D}^0 K^{*-}$) and, in the case of *BABAR*, from the study of two final states for the neutral D mesons ($K_S \pi^+ \pi^-$ and $K_S K^+ K^-$).

In this paper we present the first measurement of the angle γ using neutral B meson decays. We reconstruct $B^0 \rightarrow \tilde{D}^0 K^{*0}$, with $K^{*0} \rightarrow K^+ \pi^-$ (charge conjugate processes are assumed throughout the paper and K^{*0} refers to $K^*(892)^0$), where the flavor of the B meson is identified by the kaon electric charge. Neutral D mesons are reconstructed in the $K_S \pi^+ \pi^-$ decay mode and are analyzed with the Dalitz technique [3]. The final states we reconstruct can be reached through $b \rightarrow c$ and $b \rightarrow u$ processes with the diagrams shown in Fig. 1. The correlation within the flavor of the neutral D meson and the charge of the kaon in the final state allows for discriminating between events arising from $b \rightarrow c$ and $b \rightarrow u$ transitions. In particular it is useful for the following discussion to stress that $\bar{b} \rightarrow \bar{u}$ (B^0) transitions lead to $D^0 K^+ \pi^-$ final states and $b \rightarrow u$ (\bar{B}^0) transitions lead to $\bar{D}^0 K^- \pi^+$ final states.




FIG. 1: Feynman diagrams for the decays $B^0 \rightarrow \bar{D}^0 K^{*0}$ (up left, $\bar{b} \rightarrow \bar{c}$ transition), $B^0 \rightarrow D^0 K^{*0}$ (up right, $\bar{b} \rightarrow \bar{u}$ transition), $\bar{B}^0 \rightarrow D^0 \bar{K}^{*0}$ (down left, $b \rightarrow c$ transition), and $\bar{B}^0 \rightarrow \bar{D}^0 \bar{K}^{*0}$ (down right, $b \rightarrow u$ transition). A K^{*0} is a decay product of a B^0 while a \bar{K}^{*0} results from a \bar{B}^0 decay.

When analyzing $B^0 \rightarrow \tilde{D}^0 K^{*0}$ decays, the natural width of the K^{*0} (50 MeV/ c^2) has to be considered. In the K^{*0} mass region, amplitudes for decays to higher-mass $K\pi$ resonances interfere with the signal decay amplitude and with each other. For this analysis we use effective variables, introduced in Ref. [7], obtained by integrating over a region of the $B^0 \rightarrow \tilde{D}^0 K^+ \pi^-$ Dalitz plot

corresponding to the K^{*0} . For this purpose we introduce the quantities r_S , k , and δ_S defined as

$$r_S^2 \equiv \frac{\Gamma(B^0 \rightarrow D^0 K^+ \pi^-)}{\Gamma(B^0 \rightarrow \bar{D}^0 K^+ \pi^-)} = \frac{\int dp A_u^2(p)}{\int dp A_c^2(p)}, \quad (1)$$

$$k e^{i\delta_S} \equiv \frac{\int dp A_c(p) A_u(p) e^{i\delta(p)}}{\sqrt{\int dp A_c^2(p) \int dp A_u^2(p)}}, \quad (2)$$

where $0 \leq k \leq 1$ and $\delta_S \in [0, 2\pi]$. The amplitudes for the $b \rightarrow c$ and $b \rightarrow u$ transitions, $A_c(p)$ and $A_u(p)$, are real and positive and $\delta(p)$ is the relative strong phase. The variable p indicates the position in the $\tilde{D}^0 K^+ \pi^-$ Dalitz plot. In case of a two-body B decay, r_S and δ_S become $r_B = |A_u|/|A_c|$ and δ_B (the strong phase difference between A_u and A_c) and $k = 1$. Because of CKM factors and the fact that both diagrams, for the neutral B decays we consider, are color-suppressed, the average amplitude ratio r_S in $B^0 \rightarrow \tilde{D}^0 K^{*0}$ is expected to be in the range $[0.3, 0.5]$, larger than the analogous ratio for charged $B^\pm \rightarrow \tilde{D}^0 K^\pm$ decays (which is of the order of 10% [8, 9]). An earlier measurement sets an upper limit $r_S < 0.4$ at 90% probability [10]. A phenomenological approach [11] proposed to evaluate r_B in the $B^0 \rightarrow \tilde{D}^0 K^0$ system gives $r_B = 0.27 \pm 0.18$.

II. EVENT RECONSTRUCTION AND SELECTION

The analysis presented in this paper uses a data sample of 371×10^6 $B\bar{B}$ pairs collected with the *BABAR* detector at the PEP-II storage ring. Approximately 10% of the collected data (35 fb $^{-1}$) have a center-of-mass (CM) energy 40 MeV below the $\Upsilon(4S)$ resonance. These “off-resonance” data are used to study backgrounds from continuum events, $e^+e^- \rightarrow q\bar{q}$ ($q = u, d, s$, or c).

The *BABAR* detector is described elsewhere [12]. Charged-particle tracking is provided by a five-layer silicon vertex tracker (SVT) and a 40-layer drift chamber (DCH). In addition to providing precise position information for tracking, the SVT and DCH also measure the specific ionization (dE/dx), which is used for particle identification of low-momentum charged particles. At higher momenta ($p > 0.7$ GeV/ c) pions and kaons are identified by Cherenkov radiation detected in a ring-imaging device (DIRC). The position and energy of photons are measured with an electromagnetic calorimeter (EMC) consisting of 6580 thallium-doped CsI crystals. These systems are mounted inside a 1.5T solenoidal super-conducting magnet.

We reconstruct $B^0 \rightarrow \tilde{D}^0 K^{*0}$ events with $K^{*0} \rightarrow K^+ \pi^-$ and $\tilde{D}^0 \rightarrow K_S \pi^+ \pi^-$. The event selection, described below, is developed from studies of off-resonance data and events simulated with Monte Carlo techniques (MC). The K_S is reconstructed from pairs of oppositely-charged pions with invariant mass within 7 MeV/ c^2 of the nominal K_S mass [13], corresponding to 2.8 standard

deviations of the mass distribution for signal events. We also require that $\cos \alpha_{K_S}(\tilde{D}^0) > 0.997$, where $\alpha_{K_S}(\tilde{D}^0)$ is the angle between the K_S line of flight (line between the \tilde{D}^0 and the K_S decay points) and the K_S momentum (measured from the two pion momenta). Neutral D candidates are selected by combining K_S candidates with two oppositely-charged pion candidates and requiring the \tilde{D}^0 invariant mass to be within 11 MeV/ c^2 of its nominal mass [13], corresponding to 1.8 standard deviations of the mass distribution for signal events. The K_S and the two pions used to reconstruct the \tilde{D}^0 are constrained to originate from a common vertex. The charged kaon is required to satisfy kaon identification criteria, which are based on Cherenkov angle and dE/dx measurements and are typically 85% efficient, depending on momentum and polar angle. Misidentification rates are at the 2% level. The tracks used to reconstruct the K^{*0} are constrained to originate from a common vertex and their invariant mass is required to lie within 48 MeV/ c^2 of the nominal K^{*0} mass [13]. We define θ_{Hel} as the angle between the direction of flight of the charged K in the K^{*0} rest frame with respect to the direction of flight of the K^{*0} in the B rest frame. The distribution of $\cos \theta_{Hel}$ is expected to be proportional to $\cos^2 \theta_{Hel}$ for signal events, due to angular momentum conservation, and flat for background events. We require $|\cos \theta_{Hel}| > 0.3$. The cuts on the K^{*0} mass and on $|\cos \theta_{Hel}|$ have been optimized maximizing the function $S/\sqrt{S+B}$, where S and B are the expected numbers of signal and background events respectively, based on MC studies. The B^0 candidates are reconstructed by combining one \tilde{D}^0 and one K^{*0} candidate, constraining them to originate from a common vertex with a probability greater than 0.001. The distribution of the cosine of the B polar angle with respect to the beam axis in the e^+e^- CM frame, $\cos \theta_B$, is expected to be proportional to $1 - \cos^2 \theta_B$. We require $|\cos \theta_B| < 0.9$.

We measure two almost independent kinematic variables: the beam-energy substituted mass $m_{ES} \equiv \sqrt{(E_0^2/2 + \vec{p}_0 \cdot \vec{p}_B)^2/E_0^2 - p_B^2}$, and the energy difference $\Delta E \equiv E_B^* - E_0^*/2$, where E and p are energy and momentum, the subscripts B and 0 refer to the candidate B and to the e^+e^- system respectively and the asterisk denotes the e^+e^- CM frame. For signal events, m_{ES} is centered around the B mass with a resolution of about 2.5 MeV/ c^2 , and ΔE is centered at zero with a resolution of 12.5 MeV. The B candidates are required to have ΔE in the range $[-0.025, 0.025]$ GeV. As it will be explained in Sec. IV, the variable m_{ES} is used in the fit procedure for the signal extraction. For this reason, the requirement on it are quite loose: $m_{ES} \in [5.20, 5.29]$ GeV/ c^2 . The region $5.20 \text{ GeV}/c^2 < m_{ES} < 5.27 \text{ GeV}/c^2$, free from any signal contribution, is exploited in the fit to characterize the background directly on data. The proper time interval Δt between the two B decays is calculated from the measured separation, Δz , between the decay points of the reconstructed B (B_{rec}) and the other B (B_{oth}) along the beam direction. We accept events with calculated Δt

uncertainty less than 2.5 ps and $|\Delta t| < 20$ ps. In less than 1% of the cases, multiple candidates are present in the same event and we choose the one with reconstructed \tilde{D}^0 mass closest to the nominal mass [13]. In the case of two B candidates reconstructed from the same \tilde{D}^0 , we choose the candidate with the largest value of $|\cos \theta_{Hel}|$. The overall reconstruction and selection efficiency for signal, evaluated on MC, is $(10.8 \pm 0.5)\%$.

III. BACKGROUND CHARACTERIZATION

After applying the selection criteria described above, the background is composed of continuum events ($e^+e^- \rightarrow q\bar{q}$, $q = u, d, s, c$) and $\Upsilon(4S) \rightarrow B\bar{B}$ events (“ $B\bar{B}$ ”, in the following). To discriminate against the continuum background events (the dominant background component), which, in contrast to $B\bar{B}$ events, have a jet-like shape, we use a Fisher discriminant \mathcal{F} [14]. The discriminant \mathcal{F} is a linear combination of three variables: $\cos \theta_{thrust}$, the cosine of the angle between the B thrust axis and the thrust axis of the rest of the event, $L_0 = \sum_i p_i$, and $L_2 = \sum_i p_i |\cos \theta_i|^2$. Here, p_i is the momentum and θ_i is the angle with respect to the thrust axis of the B candidate. The index i runs over all the reconstructed tracks and energy deposits in the calorimeter not associated with a track. The tracks and energy deposits used to reconstruct the B are excluded from these sums. All these variables are calculated in the e^+e^- CM frame. The coefficients of the Fisher discriminant, chosen to maximize the separation between signal and continuum background, are determined using signal MC events and off-resonance data. A cut on this variable with 85% efficiency on simulated signal events would reject about 80% of continuum background events, as estimated on off-resonance data. We choose not to cut on the Fisher discriminant, as we will use this variable in the fit procedure to extract the signal. The variable Δt gives further discrimination between signal and continuum events. For events in which the B meson has been correctly reconstructed, the Δt distribution is the convolution of a decreasing exponential function e^{-t/τ_B} (with τ_B equal to the B lifetime) with the resolution on Δz from the detector reconstruction. The distribution is then wider than in the case of continuum events, in which just the resolution effect is observed.

The B_{rec} decay point is the common vertex of the B decay products. The B_{oth} decay point is obtained using tracks which do not belong to B_{rec} and imposing constraints from the B_{rec} momentum and the beam-spot location.

Background events for which the reconstructed K_S , π^+ , and π^- come from a real \tilde{D}^0 (“true D^0 ”, in the following) are treated separately because of their distribution over the \tilde{D}^0 Dalitz plane. A fit to the $K_S\pi^+\pi^-$ invariant mass distribution for events in the m_{ES} sideband ($m_{ES} < 5.27 \text{ GeV}/c^2$) has been performed on data to obtain the fraction of true D^0 equal to 0.289 ± 0.028 .

This value is in agreement with that determined from simulated $B\bar{B}$ and continuum background samples.

Background events with final states containing $D^0 h^+ \pi^-$ or $\bar{D}^0 h^- \pi^+$, where h^\pm is a candidate K^\pm and $\tilde{D}^0 \rightarrow K_S \pi^+ \pi^-$, can mimic $b \rightarrow u$ mediated signal events (see Fig. 1). The fraction of these events (relative to the number of true D^0 events), defined as $R_{b \rightarrow u} = \frac{N(D^0 h^+ \pi^-) + N(\bar{D}^0 h^- \pi^+)}{N(D^0 h^+ \pi^-) + N(D^0 h^- \pi^+) + N(\bar{D}^0 h^+ \pi^-) + N(\bar{D}^0 h^- \pi^+)}$, has been found to be 0.88 ± 0.02 and 0.45 ± 0.12 in $B\bar{B}$ and continuum MC events respectively.

Studies have been performed on B decays, which have the same final state reconstructed particles as the signal decay (so called peaking background). From MC studies, we identify three possible background sources of this kind: $B^0 \rightarrow \tilde{D}^0 K^{*0}$ ($K^{*0} \rightarrow K^+ \pi^-$, $\tilde{D}^0 \rightarrow \pi^+ \pi^- \pi^+ \pi^-$), $B^0 \rightarrow \tilde{D}^0 \rho^0$ ($\rho^0 \rightarrow \pi^+ \pi^-$, $\tilde{D}^0 \rightarrow K_S \pi^+ \pi^-$, where ρ^0 is reconstructed as a K^{*0} with a misidentified pion) and charmless events of the kind $B^0 \rightarrow K^{*0} K_S K_S$. To precisely evaluate the selection efficiency for $\tilde{D}^0 \rho^0$ and $\tilde{D}^0 K^{*0}$ with $\tilde{D}^0 \rightarrow \pi^+ \pi^- \pi^+ \pi^-$, dedicated MC samples have been generated, resulting in $(0.04 \pm 0.02)\%$ or $(0.18 \pm 0.04)\%$, respectively. With these efficiencies, we expect to select about 0.9 $\tilde{D}^0 \rho^0$ events and 0.1 $\tilde{D}^0 \rightarrow 4\pi$ events in 371×10^6 $B\bar{B}$ pairs. In the latter case the requirement on α_{K_S} rejects most of the background, while for $\tilde{D}^0 \rho^0$ the cuts on ΔE and the particle identification of the K^\pm are the most effective. The number of charmless background events has been evaluated on data from the \tilde{D}^0 mass sidebands, namely $M_{K_S \pi^+ \pi^-}$ in the range $[1.810, 1.839]$ or $[1.889, 1.920]$ GeV/ c^2 ; we obtain $N_{peak} = -5 \pm 7$ events, consistent with 0. Hence we assume these background sources can be neglected in our signal extraction procedure; the effects of this assumption are taken into account in the evaluation of the systematic uncertainties. The remaining $B\bar{B}$ background is combinatorial.

IV. LIKELIHOOD FIT AND MEASURED YIELD

We perform an unbinned extended maximum likelihood fit to the variables m_{ES} , \mathcal{F} and Δt , in order to extract the signal, continuum and $B\bar{B}$ background yields, probability density function (PDF) shape parameters, and CP parameters. We write the likelihood as

$$\mathcal{L} = \frac{e^{-\eta} \eta^N}{N!} \prod_{\alpha} \prod_{i=1}^{N_{\alpha}} \mathcal{P}^{\alpha}(i), \quad (3)$$

where $\mathcal{P}^{\alpha}(i)$ and N_{α} are the PDF for event i and the total number of events for component α (signal, $B\bar{B}$ background, continuum background). Here N is the total number of selected events and η is the expected value for the total number of events, according to Poisson statistics. The PDF is the product of a “yield” PDF $\mathcal{P}^{\alpha}(m_{ES}) \mathcal{P}^{\alpha}(\mathcal{F}) \mathcal{P}^{\alpha}(\Delta t)$ (written as a product of 1D PDFs since m_{ES} , \mathcal{F} and Δt are not correlated) and of

the D^0 Dalitz plot dependent part: $\mathcal{P}^{\alpha}(m_+^2, m_-^2)$ (where $m_+^2 = m_{K_S \pi^+}^2$ and $m_-^2 = m_{K_S \pi^-}^2$).

The m_{ES} distribution is parametrized by a Gaussian function for the signal and by an Argus function [15] that is different for continuum and $B\bar{B}$ backgrounds. The \mathcal{F} distribution is parametrized using a asymmetric Gaussian distribution for the signal and $B\bar{B}$ background and the sum of two Gaussian distributions for the continuum background. For the signal, $|\Delta t|$ is parametrized with an exponential decay PDF $e^{-t/\tau}$ in which $\tau = \tau_{B^0}$ [13], convolved with a resolution function that is a sum of three Gaussians [16]. A similar parametrization is used for the backgrounds using exponential distributions with effective lifetimes.

The continuum background parameters are obtained from off-resonance data, while the $B\bar{B}$ parameters are taken from MC. The fractions of true D^0 and the ratios $R_{b \rightarrow u}$ in the backgrounds are fixed in the fit to the values obtained on data and MC respectively.

Using the effective parameters defined in Eq. 1 and 2, the partial decay rate for events with true D^0 can be written as follows:

$$\begin{aligned} \Gamma(B^0 \rightarrow D[K_S \pi^- \pi^+] K^+ \pi^-) &\propto |\mathcal{P}_{-}^{\text{Sig}}|^2 + \\ r_S^2 |\mathcal{P}_{+}^{\text{Sig}}|^2 + 2kr_S |\mathcal{P}_{-}^{\text{Sig}}| |\mathcal{P}_{+}^{\text{Sig}}| \cos(\delta_S + \delta_{D-} - \gamma), \quad (4) \\ \Gamma(\bar{B}^0 \rightarrow D[K_S \pi^- \pi^+] K^- \pi^+) &\propto |\mathcal{P}_{+}^{\text{Sig}}|^2 + \\ r_S^2 |\mathcal{P}_{-}^{\text{Sig}}|^2 + 2kr_S |\mathcal{P}_{+}^{\text{Sig}}| |\mathcal{P}_{-}^{\text{Sig}}| \cos(\delta_S + \delta_{D+} + \gamma), \quad (5) \end{aligned}$$

where $\mathcal{P}_{+}^{\text{Sig}} \equiv \mathcal{P}^{\text{Sig}}(m_+^2, m_-^2)$, $\mathcal{P}_{-}^{\text{Sig}} \equiv \mathcal{P}^{\text{Sig}}(m_-^2, m_+^2)$ and where $\delta_{D+} \equiv \delta_D(m_+^2, m_-^2)$ is the strong phase difference between $\mathcal{P}_{+}^{\text{Sig}}$ and $\mathcal{P}_{-}^{\text{Sig}}$ and $\delta_{D-} \equiv \delta_D(m_-^2, m_+^2)$ is the strong phase difference between $\mathcal{P}_{-}^{\text{Sig}}$ and $\mathcal{P}_{+}^{\text{Sig}}$.

For the resonance structure of the $D^0 \rightarrow K_S \pi^+ \pi^-$ decay amplitude, $\mathcal{P}_{+}^{\text{Sig}}$, we use the same model as documented in [5]. This is determined on a large data sample (about 487000 events, with 97.7% purity) from a Dalitz plot analysis of D^0 mesons from $D^{*+} \rightarrow D^0 \pi^+$ decays produced in $e^+ e^- \rightarrow c\bar{c}$ events. The decay amplitude is parametrized, using an isobar model, with the sum of the contributions of ten two-body decay modes with intermediate resonances. In addition, the K-matrix approach [17] is used to describe the S-wave component of the $\pi^+ \pi^-$ system, which is characterized by the overlap of broad resonances. The systematic effects of the assumptions made on the model used to describe the decay amplitude of neutral D mesons into $K_S \pi^+ \pi^-$ final states are evaluated, as it will be described. To account for possible selection efficiency variations across the Dalitz plane, the efficiency is parametrized with a polynomial function whose parameters are evaluated on MC. This function is convoluted with the Dalitz distribution $\mathcal{P}_{+}^{\text{Sig}}$. The distribution over the Dalitz plot for events with no true D^0 is parametrized with a polynomial function whose parameters are evaluated on MC.

Following Ref. [18], we have performed a study to evaluate the possible variations of r_S and k over the $B^0 \rightarrow \tilde{D}^0 K^+ \pi^-$ Dalitz plot. For this purpose we have built

a B^0 Dalitz model suggested by recent measurements [11, 19], including $K^*(892)^0$, $K_0^*(1430)^0$, $K_2^*(1430)^0$, $K^*(1680)^0$, $D_{s2}(2573)^\pm$, $D_2^*(2460)^\pm$, and $D_0^*(2308)^\pm$ contributions. We have considered the region within 48 MeV/ c^2 of the nominal mass of the $K^*(892)^0$ resonance and obtained the distribution of r_S and k by randomly varying all the strong phases ($[0, 2\pi]$) and the amplitudes (within $[0.7, 1.3]$ of their nominal value). The ratio between $b \rightarrow u$ and $b \rightarrow c$ amplitudes for each resonance has been fixed to 0.4. In the $K^*(892)^0$ mass region, we find that r_S varies between 0.30 and 0.45 depending upon the values of the contributing phases and of the amplitudes. The distribution of k is quite narrow, centered at 0.95 with an r.m.s. of 0.02. The study has been repeated varying the ratio between $b \rightarrow u$ and $b \rightarrow c$ amplitudes between 0.2 and 0.6, leading to very similar results. For these reasons the value of k has been fixed to 0.95 and a variation of 0.03 has been considered for the systematic uncertainties evaluation. On the contrary, r_S will be extracted from data.

We perform the fit for the yields on data extracting the number of events for signal, continuum and $B\bar{B}$, as well as the slope of the Argus function for the $B\bar{B}$ background. The fitting procedure has been validated using simulated events. We find no bias on the number of fitted events for any of the components. The fit projection for m_{ES} is shown in Fig. 2. We find 39 ± 9 signal, 231 ± 28 $B\bar{B}$ and 1772 ± 48 continuum events. In Fig. 2 we also show, for illustration purposes, the fit projection for m_{ES} , after a cut on $\mathcal{F} > 0.4$ is applied, to visually enhance the signal. Such a cut has an approximate efficiency of 75% on signal, while it rejects 90% of the continuum background.

V. DETERMINATION OF γ

From the fit to the data we obtain a three-dimensional likelihood \mathcal{L} for γ , δ_S and r_S which includes only statistical uncertainties. We convolve this likelihood with a three-dimensional Gaussian that takes into account the systematic effects, described later, in order to obtain the experimental three-dimensional likelihood for γ , δ_S and r_S . From simulation studies we observe that, due to the small signal statistics and the high background level, r_S is overestimated and the error on γ is underestimated, when we project the experimental three-dimensional likelihood on either r_S or γ , after integrating over the other two variables. This problem disappears if either r_S is fixed in the fit or if we combine the three-dimensional likelihood function (γ, δ_S, r_S) obtained from this data sample with external information on r_S . In the following we will show the results of both these approaches.

The systematic uncertainties, summarized in Table I, are evaluated separately on γ , δ_S and r_S and considered uncorrelated and Gaussian. It can be noted that the systematic error is much smaller than the statistical one. The systematic uncertainty from the Dalitz model

used to describe true $D^0 \rightarrow K_S \pi^+ \pi^-$ decays is evaluated on data by repeating the fit with models alternative to the nominal one, as described in detail in [5]. The $D^0 \rightarrow K_S \pi^+ \pi^-$ Dalitz model is known to be the source of the largest systematic contribution in this kind of measurements [5, 6]. All the other contributions have been evaluated on a high statistics simulated sample in order not to include statistical effects. To evaluate the contribution related to m_{ES} , \mathcal{F} and Δt PDFs, we repeat the fit by varying the PDF parameters obtained from MC within their statistical errors. To evaluate the uncertainty arising from the assumption of negligible peaking background contributions, the true D^0 fraction and $R_{b \rightarrow u}$ in the background, we repeat the fit by varying the number of these events and fractions within their statistical errors. The uncertainty from the assumptions on the factor k is also evaluated. The reconstruction efficiency across the Dalitz plane for true D^0 events and the Dalitz plot distributions for background with no true D^0 have been parametrized on MC using polynomial functions. Systematics uncertainties have been evaluated by repeating the fit assuming the efficiency and the distribution for these backgrounds to be flat across the Dalitz plane.

Systematics source	$\Delta\gamma[^\circ]$	$\Delta\delta_S[^\circ]$	$\Delta r_S(10^{-2})$
Dalitz model for signal	6.50	15.80	6.00
PDF shapes	1.50	2.50	5.20
Peaking background	0.14	0.12	0.04
k parameter	0.07	1.20	7.10
True D^0 in the background	0.05	0.03	1.00
$R_{b \rightarrow u}$	0.01	1.10	1.90
Efficiency variation	0.31	0.62	0.61
Dalitz background param.	0.03	0.27	0.20
Total	6.70	16.10	11

TABLE I: Systematics uncertainties on γ , δ_S , and r_S .

In Fig. 3, we show the 68% probability region obtained for γ assuming different fixed values of r_S and integrating over δ_S . For values of $r_S < 0.2$ we do not have a significant measurement of γ . The value of (the fixed) r_S does not affect the central value of γ , but its error. For example, for r_S fixed to 0.3, we obtain $\gamma = (162 \pm 51)^\circ$. On MC, for the same fit configuration, the average error is 45° with a r.m.s. of 14° . The *BABAR* analysis for charged B decays [5], using the same Dalitz technique for $\bar{D}^0 \rightarrow K_S \pi^+ \pi^-$, gives, for a similar luminosity, an error on γ of 29° , from the combination of $B^\pm \rightarrow \bar{D}^0 K^\pm$, $B^\pm \rightarrow \bar{D}^{*0} K^\pm$ and $B^\pm \rightarrow \bar{D}^0 K^{*\pm}$. The use of neutral B decays can hence give a contribution to the improvement of the precision on γ determination comparable with that of a single charged B channel.

Combining the final three-dimensional PDF with the PDF for r_S measured with an ADS method [2], reconstructing the neutral D mesons into flavor modes [10],

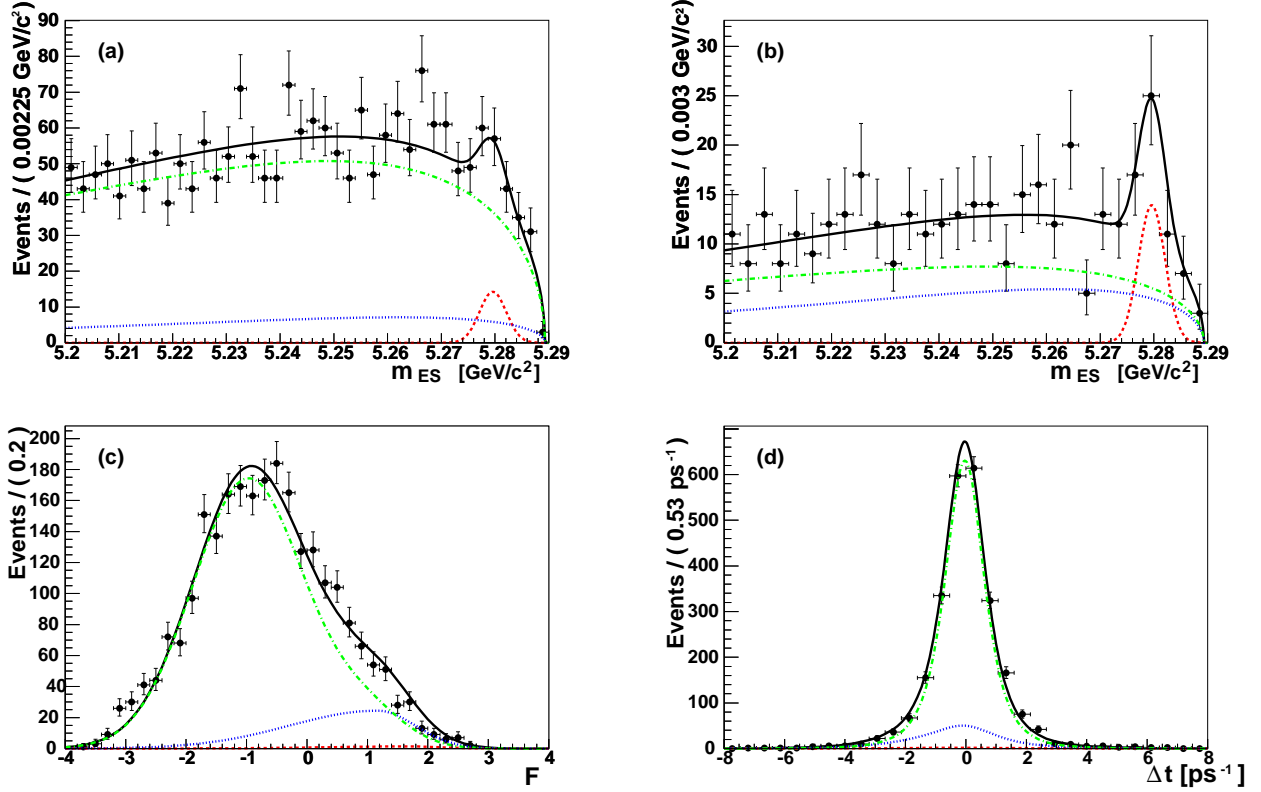


FIG. 2: m_{ES} projection from the fit (a). The data are indicated with dots and error bars and the different fit components are shown: signal (dashed), $B\bar{B}$ (dotted) and continuum (dot-dashed). With a different binning (b), m_{ES} projection after a cut on $\mathcal{F} > 0.4$ is applied, to visually enhance the signal. \mathcal{F} and Δt projection from the fit (c, d).

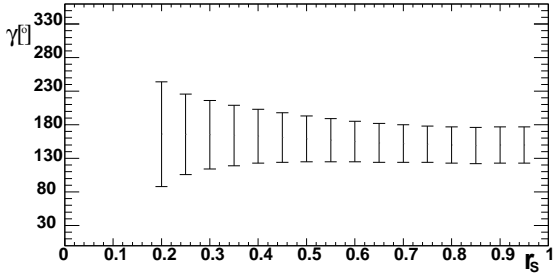


FIG. 3: 68% probability regions obtained for γ , for different values of r_S . For values of r_S lower than 0.2, the distribution obtained for γ is almost flat and hence does not allow to determine significative 68% probability regions. The solution corresponding to a 180° ambiguity is not shown.

we obtain, at 68% probability,

$$\gamma = (162 \pm 56)^\circ \text{ or } (342 \pm 56)^\circ; \quad (6)$$

$$\delta_S = (62 \pm 57)^\circ \text{ or } (242 \pm 57)^\circ; \quad (7)$$

$$r_S < 0.30; \quad (8)$$

while, at 95% probability:

$$\gamma \in [77, 247]^\circ \text{ or } [257, 426]^\circ; \quad (9)$$

$$\delta_S \in [-23, 147]^\circ \text{ or } [157, 327]^\circ; \quad (10)$$

$$r_S < 0.55. \quad (11)$$

The preferred value for γ is somewhat far from the value obtained using charged B decays, which is around 75° for both *BABAR* and *Belle* Dalitz analyses, but is compatible with both the results within about 1.5σ . In Fig. 4 we show the distributions we obtain for γ , r_S and γ vs. r_S (the 68% and 95% probability regions are shown in dark and light shading respectively). The one-dimensional distribution for a single variable is obtained from the three-dimensional PDF by projecting out the variable and integrating over the others.

VI. CONCLUSIONS

In summary, we have presented a novel technique for extracting the angle γ of the Unitarity Triangle in $B^0 \rightarrow \bar{D}^0 K^{*0}$ ($\bar{B}^0 \rightarrow \bar{D}^0 \bar{K}^{*0}$) with the $K^{*0} \rightarrow K^+ \pi^-$ ($\bar{K}^{*0} \rightarrow K^- \pi^+$), using a Dalitz analysis of $\bar{D}^0 \rightarrow K_S \pi^+ \pi^-$. With the present data sample, interesting results on γ (Eqs.

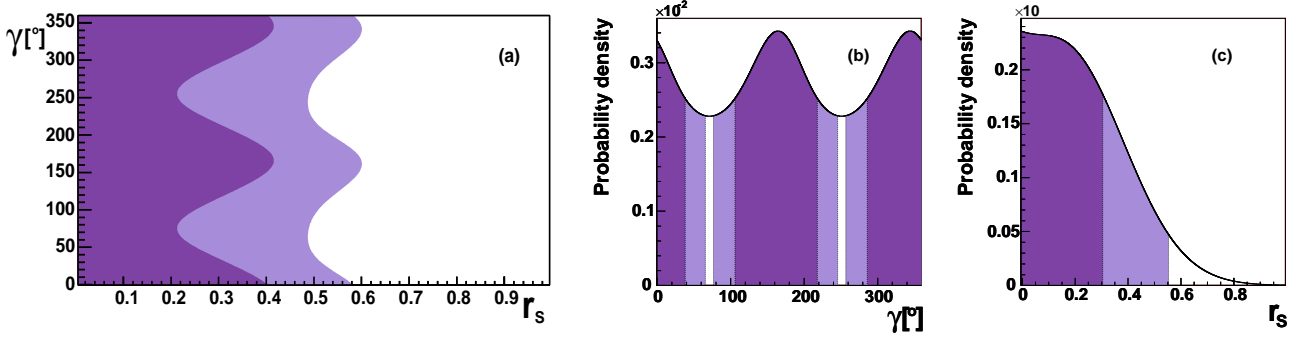


FIG. 4: 68 % (dark shaded zone) and 95 % (light shaded zone) probability regions for the combined PDF projection on the γ vs r_s plane (a), γ (b) and r_s (c).

6, 9) and r_s (Eqs. 8, 11) are obtained when combined with the determination of r_s from the study of \tilde{D}^0 decays into flavor modes. The result for γ is consistent, within 1.5σ , with the determination obtained using charged B mesons. If the ratio r_s is found to be of the order of 0.3, the use of neutral B mesons, proposed here, could give results on γ as precise as those obtained using similar techniques and charged B mesons [5].

We are grateful for the extraordinary contributions of our PEP-II colleagues in achieving the excellent luminosity and machine conditions that have made this work possible. The success of this project also relies critically on the expertise and dedication of the computing organizations that support BABAR. The collaborating institutions wish to thank SLAC for its support and the kind hospitality extended to them. This work is supported by the

US Department of Energy and National Science Foundation, the Natural Sciences and Engineering Research Council (Canada), the Commissariat à l'Energie Atomique and Institut National de Physique Nucléaire et de Physique des Particules (France), the Bundesministerium für Bildung und Forschung and Deutsche Forschungsgemeinschaft (Germany), the Istituto Nazionale di Fisica Nucleare (Italy), the Foundation for Fundamental Research on Matter (The Netherlands), the Research Council of Norway, the Ministry of Education and Science of the Russian Federation, Ministerio de Educación y Ciencia (Spain), and the Science and Technology Facilities Council (United Kingdom). Individuals have received support from the Marie-Curie IEF program (European Union) and the A. P. Sloan Foundation.

-
- [1] M. Gronau and D. London, Phys. Lett. **B253**, 483 (1991); M. Gronau and D. Wyler, Phys. Lett. **B265**, 172 (1991); I. Dunietz, Phys. Lett. **B270**, 75 (1991); I. Dunietz, Z. Phys. **C56**, 129 (1992).
 - [2] D. Atwood, I. Dunietz, and A. Soni, Phys. Rev. Lett. **78**, 3257 (1997); Phys. Rev. **D63**, 036005 (2001).
 - [3] A. Giri, Yu. Grossman, A. Soffer, and J. Zupan, Phys. Rev. **D68**, 054018 (2003).
 - [4] N. Cabibbo, Phys. Rev. Lett. **10** (1963) 531; M. Kobayashi and T. Maskawa, Prog. Theor. Phys. **49** (1973) 652.
 - [5] B. Aubert *et al.* (BABAR Collaboration), Phys. Rev. D **78**, 034023 (2008).
 - [6] K. Abe *et al.* (Belle Collaboration), arXiv:0803.3375 [hep-ex].
 - [7] M. Gronau, Phys. Lett. **B557**, 198 (2003).
 - [8] M. Bona *et al.* (UTfit Collaboration), JHEP **0507**, 028 (2005) [arXiv:hep-ph/0501199]. Updated results available at <http://www.utfit.org/>.
 - [9] J. Charles *et al.* (CKMfitter Collaboration), Eur. Phys. J. C **41**, 1 (2005). Updated results available at <http://ckmfitter.in2p3.fr>.
 - [10] B. Aubert *et al.* (BABAR Collaboration), Phys. Rev. **D74**, 031101 (2006).
 - [11] G. Cavoto *et al.*, Proceedings of the CKM 2005 Workshop (WG5), UC San Diego, 15-18 March 2005 [arXiv:hep-ph/0603019].
 - [12] B. Aubert *et al.* (BABAR Collaboration), Nucl. Instr. and Methods **A479**, 1 (2002).
 - [13] C. Amsler *et al.* (Particle Data Group), Phys. Lett. **B 667**, 1 (2008).
 - [14] R. A. Fisher, Annals Eugen. **7**, 179 (1936).
 - [15] H. Albrecht *et al.* (ARGUS Collaboration), Z. Phys. **C48**, 543 (1990).
 - [16] B. Aubert *et al.* (BABAR Collaboration), Phys. Rev. Lett. **99**, 171803 (2007) [arXiv:hep-ex/0703021].
 - [17] E. P. Wigner, Phys. Rev. **70**, 15 (1946); S. U. Chung *et al.*, Ann. Phys. **4**, 404 (1995).
 - [18] S. Pruvot, M.-H. Schune, V. Sordini, and A. Stocchi [arXiv:hep-ph/0703292], to appear in Proceedings of the CKM2006 workshop, Nagoya, Japan.
 - [19] F. Polci, M.-H. Schune and A. Stocchi [arXiv:hep-ph/0605129].
 - [20] V.V. Anisovich and A.V. Sarantsev, Eur. Phys. Jour. **A16**, 229 (2003).