

μ SR studies of RE(O,F)FeAs (RE = La, Nd, Ce) and LaOFeP systems: possible incommensurate/stripe magnetism and superfluid density

J. P. Carlo,¹ Y. J. Uemura,^{1,*} T. Goko,^{1,2,3} G. J. MacDougall,² J. A. Rodriguez,²
W. Yu,² G. M. Luke,² Pengcheng Dai,⁴ N. Shannon,⁵ S. Miyasaka,⁶
S. Suzuki,⁶ S. Tajima,⁶ G. F. Chen,⁷ W. Z. Hu,⁷ J. L. Luo,⁷ and N. L. Wang⁷

¹*Department of Physics, Columbia University, New York, New York 10027, USA*

²*Department of Physics and Astronomy, McMaster University, Hamilton, Ontario L8S 4M1, Canada*

³*TRIUMF, 4004 Wesbrook Mall, Vancouver, B.C., V6T 2A3, Canada*

⁴*Department of Physics and Astronomy, University of Tennessee, Knoxville, Tennessee 37996, USA*

⁵*H H Wills Physics Laboratory, University of Bristol, BS8 1TL Bristol, United Kingdom*

⁶*Department of Physics, Osaka University, 1-1 Machikaneyama, Toyonaka, Osaka 560-0043, Japan*

⁷*Beijing National Laboratory for Condensed Matter Physics, Institute of Physics, Chinese Academy of Sciences, Beijing 100080, Peoples Republic of China*

(Dated: October 27, 2018)

Muon spin relaxation (μ SR) measurements in iron oxy-pnictide systems have revealed: (1) commensurate long-range order in undoped LaOFeAs; (2) Bessel function line shape in La(O_{0.97}F_{0.03})FeAs which indicates possible incommensurate or stripe magnetism; (3) anomalous weak magnetism existing in superconducting LaOFeP, Ce(O_{0.84}F_{0.16})FeAs, and Nd(O_{0.88}F_{0.12})FeAs but absent in superconducting La(O_{0.92}F_{0.08})FeAs; and (4) scaling of superfluid density and T_c in the Ce, La, and Nd-FeAs superconductors following a nearly linear relationship found in cuprates.

PACS numbers: 74.90.+n 74.25.Nf 75.25.+z 76.75.+i

A renewed interest on high- T_c superconductivity has been generated by recent discoveries of iron-oxypnictide superconductors LaOFeP ($T_c \sim 5$ K) [1] and LaOFeAs ($T_c \sim 26$ K) [2], followed by subsequent development of materials with higher T_c 's up to ~ 55 K containing rare earth (RE) elements, such as Ce, Nd, Sm [3, 4, 5] instead of La. Carriers are doped by (O,F) or (La,Sr) [6] substitutions as well as high-pressure oxygen synthesis [7]. For overall understanding of mechanisms of high- T_c superconductivity, it would be very instructive to compare these new superconductors with cuprate systems. Muon spin relaxation (μ SR) studies have provided unique information on magnetic order [8, 9, 10] and superfluid density [11, 12, 13, 14]. In cuprate systems. In this letter, we report μ SR measurements on undoped and doped iron-oxypnictide systems, LaOFeP, LaOFeAs, La(O_{0.97}F_{0.03})FeAs, La(O_{0.92}F_{0.08})FeAs, Ce(O_{0.84}F_{0.16})FeAs and Nd(O_{0.88}F_{0.12})FeAs. Our results demonstrate several generic features common to the iron-oxypnictides and cuprate systems, including long-range commensurate antiferromagnetism of the undoped parent compounds, incommensurate or stripe magnetism of lightly doped systems near the border of magnetic and superconducting phases, and scaling of the superfluid density and T_c following a nearly common linear relationship. We also report anomalous weak magnetism detected in some of the superconducting systems.

Polycrystalline specimens of all the FeAs compounds were synthesized at Beijing National Laboratory for Condensed Matter Physics, following the method described in [15]. Specimen of LaOFeP was synthesized at Os-

aka University, in the silica tubes using LaP, Fe and Fe₂O₃ as starting materials. These specimens were made into ceramic pellets of ~ 8 mm in diameter and 1 \sim 2 mm thick. The specimens of undoped LaOFeAs and superconducting La(O_{0.92}F_{0.08})FeAs are identical to those used in neutron scattering measurements [16] which revealed collinear antiferromagnetic order of LaOFeAs below ~ 134 K and absence of long range magnetism in the superconducting La(O_{0.92}F_{0.08})FeAs. μ SR measurements were performed at TRIUMF using a He gas-flow cryostat in zero field (ZF), longitudinal field (LF), and weak-transverse-field (WTF) to characterize magnetism, and in transverse field (TF) to determine the magnetic field penetration depth. Details of the μ SR method can be found in refs. [13, 14].

Figure 1(a) shows the time spectra of muon spin polarization in zero field observed in the undoped parent system LaOFeAs. The long-lived and very clear muon spin precession signal indicates spatially long-ranged and homogenous magnetism, consistent with the commensurate Bragg peak for collinear antiferromagnetic structure found by neutron studies [16, 17]. The μ SR spectra can be fitted to a high frequency $f(T \rightarrow 0) \sim 23$ MHz signal with a dominant (~ 60 % volume fraction) signal amplitude, and additional signal with much lower frequency $f(T \rightarrow 0) \sim 3$ MHz from a minor (~ 10 %) volume fraction. The temperature dependences of these frequencies are shown in Fig. 2(a). These results in LaOFeAs are essentially consistent with earlier reports by μ SR and Moessbauer studies [18, 19] in LaOFeAs. Comparison of sub-lattice magnetization ($\propto f(T)$) with spin-wave theories will be published separately.

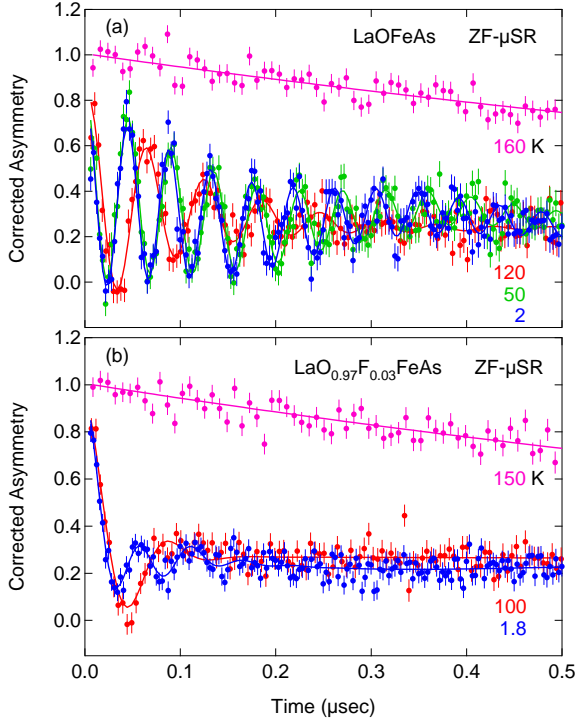


FIG. 1: (color) Time spectra of Zero-Field μ SR in (a) undoped LaOFeAs and (b) 3% doped La(O_{0.97}F_{0.03})FeAs. The solid lines in (b) for $T = 100$ K represents a single Bessel function multiplied to a Gaussian damping, while for $T = 2$ K a sum of three Bessel*Gaussian signals.

ZF- μ SR spectra of the 3% doped La(O_{0.93}F_{0.07})FeAs, shown in Fig. 1(b), exhibit much faster damping than those in undoped LaOFeAs. The fast-damping spectra in Fig. 1(b) fit well to Bessel functions (multiplied by a Gaussian damping factor), which are shown by the solid lines. The Bessel function line shape was first observed in ZF- μ SR in an incommensurate spin density wave (SDW) system TMTSF₂PF₆ [20]. Subsequently, this line-shape was also observed by ZF- μ SR in La_{1.875}Ba_{0.125}CuO₄ [21], La_{1.47}Nd_{0.4}Sr_{0.13}CuO₄ and several other cuprate systems [10] which undergo formation of static spin stripes. The comparison of parent and doped systems in Fig. 1 exhibits exactly the same features as in the case of the cuprates, La₂CuO₄ and the 1/8 doped spin stripe systems, shown in Fig. 4(b), 2(a) and 2(b) of ref. [10]. On the other hand, it is in principle possible to expect a highly damped spectra also in a commensurate antiferromagnet with substantial randomness, such as electron-doped cuprate systems in the antiferromagnetic region [22, 23]. Neutron scattering studies are required for a clear distinction of these three spin structures and determination of the spatial periodicity.

Figure 2(a) compares the ZF precession frequencies of the two cosine signals in undoped LaOFeAs (closed and open red symbols) with the frequencies of the Bessel

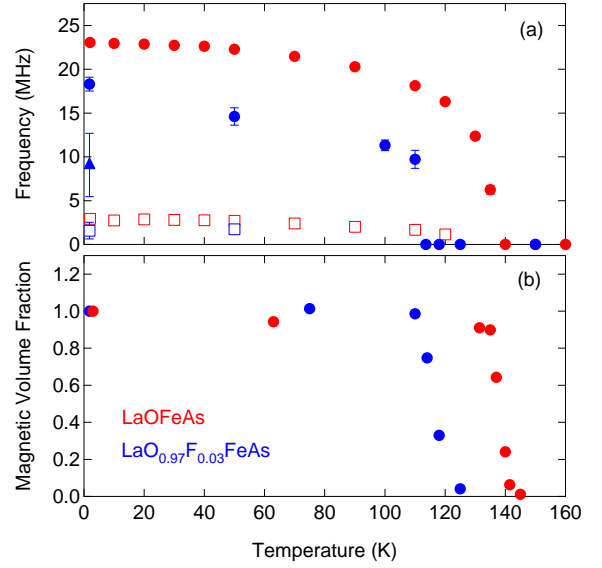


FIG. 2: (color) (a) Muon spin precession frequency observed in zero field in LaOFeAs (for two cosine signals) and La(O_{0.97}F_{0.03})FeAs (for three Bessel signals). (b) The magnetic volume fraction estimated by WTF measurements with the external field of 50 G.

function signals in the 3% -doped compound (closed blue symbol). In the case of incommensurate SDW order, the frequency of the Bessel function corresponds to the internal field at the muon site near the maximum SDW amplitude. The lower Bessel frequencies at $T = 2$ K in the 3% doped system implies that the average internal field at the muon site is substantially reduced from that in the undoped LaOFeAs. This is reminiscent to the case of cuprates, where the ZF- μ SR frequency in La₂CuO₄ was about ~ 30 % higher than the Bessel frequency in the 1/8 doped stripe systems, as shown in Fig. 3(b) of ref. [10]. Such a large variation of internal field via 3% carrier doping is hardly expected by a simple magnetic dilution of commensurate antiferromagnets. Although μ SR is a local magnetic probe which cannot determine precise spin structures, these considerations suggest a strong possibility of incommensurate or static stripe magnetism in La(O_{0.93}F_{0.07})FeAs.

Figure 2(b) shows the volume fraction of magnetically ordered region in the undoped and doped FeAs systems, obtained in the WTF- μ SR measurements [24] with WTF ~ 50 G, after a correction for a background signal with the spectral weight of less than 10% of the total signal amplitude. In both doped and undoped systems, the magnetic order develops in essentially full volume fraction below the Neel temperature T_N . A continuous change with finite volume fraction was observed in a narrow range of temperature within ± 5 K of T_N in both systems, indicating a weakly first order nature of thermal phase transition. A rather high $T_N \sim 110$ K and full

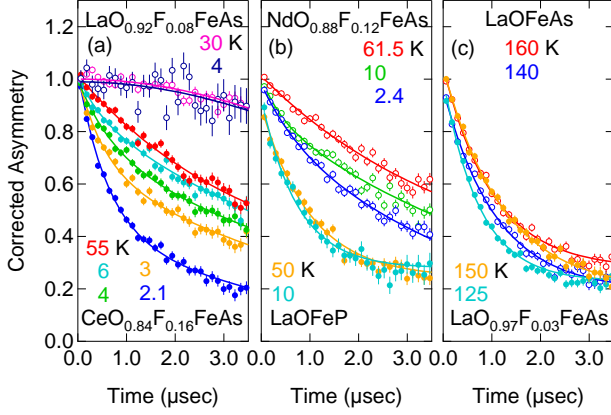


FIG. 3: (color) Muon spin relaxation function observed in zero field in (a) La and Ce-FeAs superconductors, (b) Nd-FeAs and LaOFeP superconductors, and (c) in the paramagnetic state of LaOFeAs and La(O_{0.97}F_{0.03})FeAs.

magnetic volume fraction of the doped system indicate robustness of static magnetism against carrier doping, which is reminiscent to the case of non-superconducting electron-doped cuprates.

ZF- μ SR measurements have also revealed an anomalous and weak relaxation existing in normal and superconducting states of LaOFeP, Ce(O_{0.84}F_{0.16})FeAs and Nd(O_{0.88}F_{0.12})FeAs, as well as in the paramagnetic state of LaOFeAs and La(O_{0.97}F_{0.03})FeAs above T_N . As shown by the time spectra in Fig. 3(a)-(c), this relaxation is seen in most of the systems in the present study, except for the superconducting La(O_{0.92}F_{0.08})FeAs. The anomalous relaxation has also been reported in SmO_{0.82}F_{0.18}FeAs [25], while the absence of the effect in the La-based superconducting system is consistent with an earlier report [26]. These ZF- μ SR spectra exhibit almost no temperature dependence, except for the Ce compound below $T \sim 4$ K and Nd compound at $T = 2.4$ K, which is presumably due to imminent ordering of Ce or Nd moments. The static origin of this anomalous relaxation was confirmed by LF- μ SR measurements in LaOFeP at $T = 8$ and 2 K, while static and additional dynamic effects were found for the Sm compound in ref. [25] at $T = 60$ K. The observed relaxation rate of $0.3 - 1 \mu s^{-1}$ corresponds to about 3 - 10 G of random static internal field. If it comes from dilute frozen moments of ~ 1 Bohr magneton, this field corresponds to 0.01 - 0.1 % level of concentration per formula unit. These features indicate: (1) the slow anomalous relaxation does not necessarily correlate with superconducting transition; (2) this effect exists not only in systems containing magnetic rare earth elements but also in several La based systems; (3) dilute frozen moments, conceivable for a non-stoichiometry of Fe and/or rare-earth sites and/or for minority impurity phases, are possible

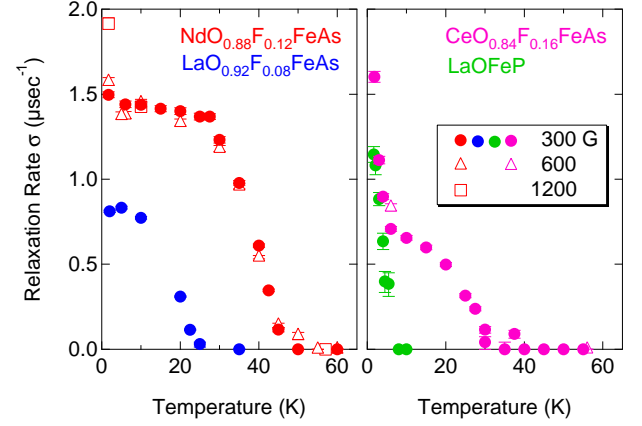


FIG. 4: (color) Muon spin relaxation rate σ observed in transverse external fields in superconducting FeAs and FeP based systems. The relaxation envelope was fit to a pre-fixed exponential function multiplied by a Gaussian function $\exp(-\sigma^2 t^2/2)$. Absence of field dependence is consistent with the effect due to the magnetic field penetration depth.

origin of the observed effect, but further studies are required for conclusive determination.

On the four superconducting specimens (those in Figs. 3(a) and (b)), we performed TF- μ SR measurements in TF = 300, 600, and 1200 G to measure the magnetic field penetration depth λ , and to derive the superfluid density n_s/m^* (superconducting carrier density / effective mass) proportional to the relaxation rate σ due to flux vortex lattice below T_c . To correct for the effect of the anomalous magnetic relaxation shown in Fig. 3, we first obtained an exponential relaxation rate in TF above T_c , fixed this value in the fitting, multiplied a Gaussian precession envelope $\exp(-\sigma^2 t^2/2)$ to this exponential damping, and derived σ as shown in Fig. 4. This procedure does not make essential difference from a simpler fitting with Gaussian damping alone in the FeAs based superconductors, since the pre-fixed exponential relaxation rate (0.03, 0.24 and $0.34 \mu s^{-1}$, respectively, for the La, Nd, and Ce compound) is much smaller than the superconducting Gaussian relaxation rate. For LaOFeP, the exponential ($1.36 \mu s^{-1}$) and Gaussian relaxation rates are very close, resulting in a significant systematic uncertainty in accuracy of the superfluid density. The rapid increase of σ in the Nd compound (at $T=2$ K) and Ce compound (below $T = 4$ K) are presumably due to imminent magnetic order of moments on these elements. Otherwise, $\sigma(T)$ shows a saturation at low temperatures, consistent with an earlier report [26]. In view of difficulty in determining the pairing symmetry using μ SR results on ceramic specimens experienced in the cuprates, however, we postpone the symmetry arguments until results on single-crystal specimens become available.

In the $\sigma(T \rightarrow 0)$ vs. T_c plot of Fig. 5, we compare the results of the FeAs based systems to cuprates and

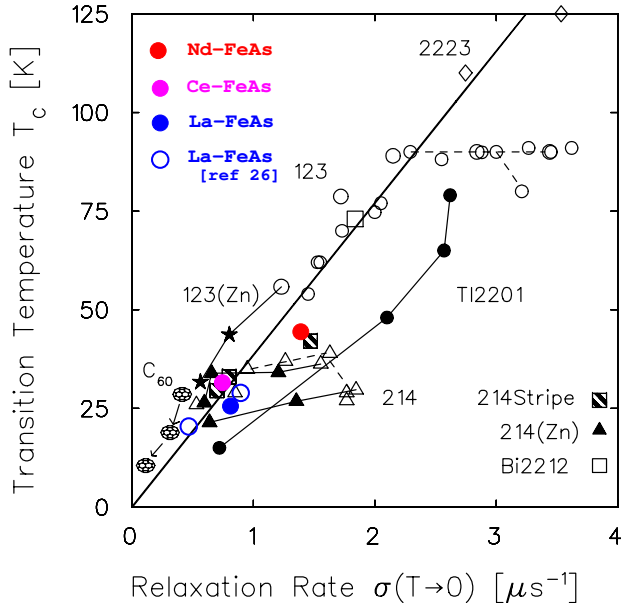


FIG. 5: (color) A plot of the muon spin relaxation rate $\sigma(T \rightarrow 0) \propto n_s/m^*$ versus T_c for the iron oxypnictide systems (colored solid circles for the present results and colored open circles for ref. [26]) compared with the results for the cuprates and alkali-doped C_{60} systems ([11, 28, 29]). The FeAs superconductors follow the linear relationship found for underdoped cuprates in this plot.

a few other exotic superconductors. Three points from the present study and two other points from ref. [26] demonstrate that the electron-doped FeAs systems follow a nearly linear relationship between T_c and $n_s/m^* \propto \sigma(T \rightarrow 0)$, with the slope approximately same as that found for cuprates. We note that our earlier results on an electron-doped cuprate $(Nd,Ce)_2CuO_4$ [27] also follow the behavior of hole-doped cuprates. Figure 5 demonstrates that many type-II superconductors, including cuprates, iron-oxypnictides, and C_{60} systems, share approximately same ratios between their superfluid energy scales and T_c . This implies that n_s/m^* is an important factor in determining T_c .

A large relaxation rate $\sigma(T \rightarrow 0)$ observed in a rather low T_c LaOFeP, however, suggests that additional factor(s), such as closeness to the magnetically ordered state, also plays a significant role in determining T_c , as discussed in ref. [28, 29] for cuprates. In these references, one of us [28, 29] proposed a pairing mechanism for cuprates based on a charge motion (with an effective Fermi energy kT_F derived from the superfluid density) resonating with antiferromagnetic spin fluctuations (with an energy scale $\hbar\omega_{AF}$ represented by the exchange interaction J) as $kT_F \sim \hbar\omega_{AF}$. With the present results suggesting $\sigma(T \rightarrow 0) \propto n_s/m^* \propto kT_F$ (in 2-d systems) $\propto T_c$, this resonant spin-charge motion model might also be applicable to oxy-pnictides if their $\hbar\omega_{AF}$ is approximately 50 meV or so, as estimated in a theoret-

ical work [30]. In this model, superconductivity should be absent in the doping region with static Cu/Fe magnetism (except for phase separation), which is the case both in the copper oxide and FeAs superconductors. Inelastic neutron and two-magnon Raman studies of J and $\hbar\omega_{AF}$ of FeAs systems would be quite interesting from this view point. In summary, we demonstrated several common features between cuprates and oxy-pnictides by comparing μ SR results on their magnetism and superfluid density.

We acknowledge financial support from US NSF DMR-05-02706 (Material World Network) at Columbia, NSERC and CIAR (Canada) at McMaster, Grant-In-Aid for Scientific Research (No. 19014012, 19204038) from the MEXT (Japan) at Osaka U., and NSFC, CAS, and 973 project of MOST (China) at IOP, Beijing.

* author to whom correspondences should be addressed:
E-mail tomo@lorentz.phys.columbia.edu

- [1] Y. Kamihara *et al.*, J. Am. Chem. Soc. **128** (2006) 10012.
- [2] Y. Kamihara, T. Watanabe, M. Hirano, H. Hosono, J. Am. Chem. Soc. **130** (2008) 3296.
- [3] X.H. Chen *et al.*, Cond-mat: arXiv:0803.3603 (2008)
- [4] G.F. Chen *et al.*, Cond-mat arXiv:0803.3790 (2008).
- [5] Zhi-An Ren *et al.*, Cond-mat arXiv:0803.4283 (2008).
- [6] H.H. Wen, G. Mu, L. Fang, H. Yang, X. Zhu, Europhys. Lett. **82** (2008) 17009.
- [7] Zhi-An Ren *et al.*, Cond-mat arXiv:0804.2582 (2008)
- [8] Y.J. Uemura *et al.*, Phys. Rev. Lett. **59** (1987) 1045.
- [9] J.H. Brewer *et al.*, Phys. Rev. Lett. **60** (1988) 1073.
- [10] A.T. Savici *et al.*, Phys. Rev. B **66** (2002) 014524.
- [11] Y.J. Uemura *et al.*, Phys. Rev. Lett. **62** (1989) 2317.
- [12] Y.J. Uemura *et al.*, Phys. Rev. Lett. **66** (1991) 2665.
- [13] J.E. Sonier, J.H. Brewer, R.F. Kiefl, Rev. Mod. Phys. **72** (2002) 769.
- [14] *Muon Science: Muons in Physics, Chemistry and Materials*, ed. by S.L. Lee, S.H. Kilcoyne, and R. Cywinski, Inst. of Physics Publishing, Bristol, 1999.
- [15] J. Dong *et al.*, Cond-mat arXiv:0803.3426 (2008)
- [16] C. de la Cruz *et al.*, Cond-mat arXiv:0804.0795 (2008), to appear in Nature.
- [17] M.B. Stone *et al.*, Cond-mat arXiv:0801.2332 (2008)
- [18] H.H. Klauss *et al.*, Cond-mat arXiv:0805.0264 (2008)
- [19] S. Kitao *et al.*, Cond-mat arXiv:0805.0041 (2008).
- [20] L.P. Le *et al.*, Phys. Rev. B **48** (1993) 7284.
- [21] G.M. Luke *et al.*, Physica C **185-189** (1991) 1175.
- [22] G.M. Luke *et al.*, Nature **338** (1989) 49.
- [23] G.M. Luke *et al.*, Phys. Rev. B **42** (1990) 7981.
- [24] Y.J. Uemura *et al.*, Nature Physics **3** (2007) 29.
- [25] A.J. Drew *et al.*, Cond-mat arXiv:0805.1042 (2008)
- [26] H. Luetkens *et al.*, Cond-mat arXiv:0804.3115 (2008)
- [27] G.M. Luke *et al.*, Physica C **282-287** (1997) 1465.
- [28] Y.J. Uemura, J. Phys. Condens. Matter **16** (2004) S4515.
- [29] Y.J. Uemura, Physica B **374-375** (2006) 1.
- [30] T. Yildirim, Cond-mat arXiv:0804.2252 (2008).