

CONSTRAINING THE UNIVERSAL LEPTON ASYMMETRY

VIMAL SIMHA¹ AND GARY STEIGMAN²

Draft version October 31, 2018

ABSTRACT

The relic cosmic background neutrinos accompanying the cosmic microwave background (CMB) photons may hide a universal lepton asymmetry orders of magnitude larger than the universal baryon asymmetry. At present, the only direct way to probe such an asymmetry is through its effect on the abundances of the light elements produced during primordial nucleosynthesis. The relic light element abundances also depend on the baryon asymmetry, parameterized by the baryon density parameter ($\eta_B \equiv n_B/n_\gamma$), and on the early-universe expansion rate, parameterized by the expansion rate factor ($S \equiv H'/H$) or, equivalently by the effective number of neutrinos ($N_\nu \equiv 3 + 43(S^2 - 1)/7$). We use data from the CMB (and Large Scale Structure: LSS) along with the observationally-inferred relic abundances of deuterium and helium-4 to provide new bounds on the universal lepton asymmetry, finding for η_L , the analog of η_B , 0.072 ± 0.053 if it is assumed that $N_\nu = 3$ and, 0.115 ± 0.095 along with $N_\nu = 3.3^{+0.7}_{-0.6}$, if N_ν is free to vary.

Subject headings: lepton asymmetry — neutrinos — early universe

1. INTRODUCTION

The standard models of particle physics and cosmology assume that in the early, radiation-dominated universe only the known, massless or light ($mc^2 \ll kT$) particles, including three flavors of light, active neutrinos ($N_\nu = 3$), contribute to energy density driving the universal expansion ($H^2 = 8\pi G\rho/3$; $\rho = \rho_R$). It is also generally assumed that any universal lepton asymmetry is very small, of order the baryon asymmetry.³ In analogy with the measure of the baryon asymmetry provided by η_B , an asymmetry between neutrinos and antineutrinos of flavor α ($\alpha = e, \mu, \tau$) can be described in terms of the neutrino chemical potential μ_α or, in terms of the dimensionless degeneracy parameter $\xi_\alpha \equiv \mu_\alpha/kT$ by,

$$\eta_L \equiv \Sigma_\alpha \frac{n_{\nu_\alpha} - n_{\bar{\nu}_\alpha}}{n_\gamma} = \frac{\pi^3}{12\zeta(3)} \Sigma_\alpha \left[\left(\frac{\xi_\alpha}{\pi} \right) + \left(\frac{\xi_\alpha}{\pi} \right)^3 \right]. \quad (1)$$

For Big Bang Nucleosynthesis (BBN) the electron neutrinos play a key role through their charged-current weak interactions, which help to regulate the neutron-to-proton ratio ($p + e^- \leftrightarrow n + \nu_e$, $n + e^+ \leftrightarrow p + \bar{\nu}_e$, $n \leftrightarrow p + e^- + \bar{\nu}_e$). Since the BBN-predicted ⁴He abundance is, to a very good approximation, determined by the neutron-to-proton ratio at BBN, changes from the standard model value of this ratio will be reflected in its primordial abundance and, to a lesser extent, in the abundances of the other light elements produced during BBN. These relic abundances therefore provide probes of a universal lepton asymmetry. For further discussion and previous analyses, see e.g., Wagoner, Fowler, & Hoyle 1967; Reeves 1972; Yahil & Beaudet 1976; Beaudet & Goret 1976; Beaudet & Yahil 1977; Schramm & Steigman 1979; David & Reeves 1980; Scherrer 1983; Freese et al. 1983; Terasawa & Sato 1985; Boesgaard & Steigman 1985; Kang & Steigman 1992; Kohri, Kawasaki & Sato 1997; Esposito et al. 2000; Ichikawa & Kawasaki 2003; Barger et al. 2003; Kneller & Steigman 2004; Cuoco et al. 2004; Serpico & Raffelt 2005; Steigman 2007; Popa & Vasile 2007, 2008.

There is another way in which a significant neutrino degeneracy may influence the early evolution of the Universe. In the standard models of particle physics and cosmology, the energy density at, or just prior to, BBN is contributed by the cosmic background radiation photons, e^\pm pairs, and three flavors of extremely relativistic neutrinos. In the standard cosmology, the neutrinos constitute 40% of the total energy density. Any modification of the early-Universe energy density (or expansion rate; see e.g., Simha & Steigman 2008) can be parameterized in terms of the “effective” number of neutrinos by $\rho \rightarrow \rho' \equiv \rho + \Delta N_\nu \rho_\nu$. For the standard models, $N_\nu = 3$ at BBN, while in the post e^\pm annihilation epoch probed by the CMB, $N_\nu = 3.046$ (Mangano et al. 2005). A secondary effect of neutrino degeneracy is to increase the energy density in relativistic neutrinos predicted by the standard model, so that $N_\nu \rightarrow N_\nu + \Sigma_\alpha \Delta N_\nu(\xi_\alpha)$, where

$$\Delta N_\nu(\xi_\alpha) \equiv \frac{30}{7} \left(\frac{\xi_\alpha}{\pi} \right)^2 + \frac{15}{7} \left(\frac{\xi_\alpha}{\pi} \right)^4. \quad (2)$$

In general, if the three active neutrino flavors mix only with each other, neutrino oscillations ensure that their degeneracies equilibrate prior to BBN (Lunardini & Smirnov 2001; Dolgov et al. 2002; Wong 2002; Abazajian, Beacom, & Bell 2002). In the

¹ Department of Astronomy, The Ohio State University, 140 West 18th Ave., Columbus, OH 43210

² Departments of Physics and Astronomy and Center for Cosmology and Astro-Particle Physics, The Ohio State University, 191 West Woodruff Ave., Columbus, OH 43210

³ Charge conservation ensures that the very small proton-antiproton asymmetry, of order η_B , is balanced by a correspondingly small asymmetry between electrons and positrons but, there are no such constraints on the size of any asymmetry between neutrinos and antineutrinos.

following we will assume this is the case and use $\xi_e = \xi_\mu = \xi_\tau$. As a result,

$$\eta_L = \frac{\pi^3}{4\zeta(3)} \left[\left(\frac{\xi_e}{\pi} \right) + \left(\frac{\xi_e}{\pi} \right)^3 \right], \quad (3)$$

and

$$\Sigma_\alpha \Delta N_\nu(\xi_\alpha) = \frac{90}{7} \left(\frac{\xi_e}{\pi} \right)^2 + \frac{45}{7} \left(\frac{\xi_e}{\pi} \right)^4. \quad (4)$$

Notice that, if $\xi_e = \xi_\mu = \xi_\tau$, then for $|\xi_e| \lesssim 0.2$, $\Sigma_\alpha \Delta N_\nu(\xi_\alpha) \lesssim 0.05$. Later, in §6, we will relax this assumption so that $\xi_e \neq \xi_\mu$ and/or ξ_τ . The only effect of non-zero values of ξ_μ and/or ξ_τ is to change the effective value of N_ν , while non-zero values of ξ_e also contribute to N_ν and, more importantly, they modify the neutron-to-proton ratio at BBN.

2. NEUTRINO DEGENERACY AND BBN

The stage is being set for BBN when the Universe is $\lesssim 0.1$ seconds old and the temperature is \gtrsim a few MeV, at which time the neutral-current weak interactions ($e^+ + e^- \leftrightarrow \nu_\alpha + \bar{\nu}_\alpha$; $\alpha \equiv e, \mu, \tau$) are sufficiently rapid to maintain the neutrinos in equilibrium with the photon- e^\pm plasma. When the temperature drops below ~ 2 MeV, the neutrinos begin to decouple from the photon- e^\pm plasma. However, the electron neutrinos continue to interact with the neutrons and protons through their charged-current weak interactions ($n + \nu_e \leftrightarrow p + e^-$, $p + \bar{\nu}_e \leftrightarrow n + e^+$, $n \leftrightarrow p + e^- + \bar{\nu}_e$), enabling the neutron-to-proton ratio to track its equilibrium value of $n/p = \exp(-\Delta m/kT)$, where Δm is the neutron-proton mass difference. In the presence of a neutrino-antineutrino asymmetry for the electron neutrinos, where $\xi_e \equiv \xi(\nu_e) = -\xi(\bar{\nu}_e)$, the neutron-to-proton equilibrium ratio is shifted to $n/p = \exp(-\Delta m/kT - \xi_e)$ which, for $\xi_e > 0$ results in fewer neutrons and less ^4He .

While the BBN-predicted abundances of D, ^3He , and ^7Li are most sensitive to the baryon density, that of ^4He is very sensitive to the neutron abundance when BBN begins and, therefore, to any e-neutrino degeneracy. The primordial abundances of D, ^3He , or ^7Li are baryometers, constraining η_B , while the ^4He primordial mass fraction (Y_P) is a leptometer, constraining ξ_e . In the standard model of particle physics and cosmology with three species of neutrinos and their respective antineutrinos, the primordial element abundances depend on only one free parameter, the baryon density parameter, the post- e^\pm annihilation ratio (by number) of baryons to photons, $\eta_B = n_B/n_\gamma$. This parameter is related to baryon mass density parameter, Ω_B , the present-Universe ratio of the baryon mass density to the critical mass-energy density (see Steigman 2006) by

$$\eta_{10} = 10^{10} n_B/n_\gamma = 273.9 \Omega_B h^2. \quad (5)$$

The abundance of ^4He is sensitive to ξ_e and to the early universe expansion rate $S \equiv H'/H = (\rho'/\rho)^{1/2} = (1 + 7\Delta N_\nu/43)^{1/2}$ (Steigman 2007). In contrast, the abundance of ^4He is relatively insensitive to the baryon density since, to first order, all neutrons available when BBN begins are rapidly converted to ^4He . To a very good approximation (Kneller & Steigman 2004; Steigman 2007),

$$Y_P = (0.2482 \pm 0.0006) + 0.0016(\eta_{\text{He}} - 6), \quad (6)$$

where

$$\eta_{\text{He}} \equiv \eta_{10} + 100(S - 1) - 574\xi_e/4. \quad (7)$$

In eq. 6, the effect of incomplete neutrino decoupling on the ^4He mass fraction is accounted for according to the results of Mangano et al. (2005).

In contrast to ^4He , since the primordial abundances of D, ^3He and ^7Li are set by the competition between two body production and destruction rates, they are more sensitive to the baryon density than to a non-zero lepton asymmetry or to a non-standard expansion rate. For a primordial ratio of D to H by number, $y_D \equiv 10^5(\text{D}/\text{H})_P$, in the range, $2 \lesssim y_D \lesssim 4$, to a very good approximation (Kneller & Steigman 2004; Steigman 2007),

$$y_D = 2.64(1 \pm 0.03)(6/\eta_D)^{1.6}, \quad (8)$$

where

$$\eta_D \equiv \eta_{10} - 6(S - 1) + 5\xi_e/4. \quad (9)$$

The effect of incomplete neutrino decoupling on this prediction is at the $\sim 0.3\%$ level (Mangano et al. 2005), about ten times smaller than the overall error estimate.

A good fit to the primordial ratio of ^7Li to H by number, $y_{\text{Li}} \equiv 10^{10}(\text{Li}/\text{H})_P$ is provided by (Kneller & Steigman 2004; Steigman 2007),

$$y_{\text{Li}} = 4.24(1 \pm 0.1)(\eta_{\text{Li}}/6)^2, \quad (10)$$

where

$$\eta_{\text{Li}} \equiv \eta_{10} - 3(S - 1) - 7\xi_e/4. \quad (11)$$

In our previous paper (Simha & Steigman 2008) we assumed that $\xi_e = 0$ and concentrated on the constraints on η_{10} and N_ν which follow from BBN and the CMB (supplemented by large scale structure (LSS) data). Here we will first set $N_\nu = 3$ ($S = 1$) and repeat our analysis for η_{10} and ξ_e . For consistency, in this case we will need to confirm that $|\xi_e|$ is bounded to be sufficiently small to justify the assumption that $N_\nu = 3 + \Sigma_\alpha \Delta N_\nu(\xi_\alpha) \approx 3$. Then, we will relax the assumption that $N_\nu = 3$

and use a combined BBN/CMB/LSS analysis to constrain all three parameters. In this case, any contribution to $\Sigma_\alpha \Delta N_\nu(\xi_\alpha)$ is automatically accounted for in our self-consistent determination of N_ν .

Before discussing our results, the primordial abundances adopted for our analysis are outlined.

3. ADOPTED PRIMORDIAL ABUNDANCES

Since deuterium is destroyed as gas is cycled through stars, the deuterium abundance inferred from high redshift (i.e. young), low metallicity (i.e. little stellar processing) QSO absorption line systems should provide the best estimate of its primordial abundance. The weighted mean of the seven, high redshift, low metallicity D/H ratios from Burles & Tytler (1998a), Burles & Tytler (1998b), Pettini & Bowen (2001), O'Meara et al. (2001), Kirkman et al. (2003), O'Meara et al. (2006) and, most recently, from Pettini et al. (2008) is

$$y_D = 2.70^{+0.22}_{-0.20}. \quad (12)$$

For this relic abundance,

$$\eta_D = 5.92^{+0.30}_{-0.33}. \quad (13)$$

Since the post-BBN evolution of ^4He is also monotonic, with its mass fraction, Y , increasing along with increasing metallicity, at low metallicity, the ^4He abundance should approach its primordial value Y_P . Observations of helium and hydrogen recombination lines from low-metallicity, extragalactic H II regions are of most value in determining Y_P . At present, corrections for systematic uncertainties dominate the estimates of the observationally-inferred ^4He primordial mass fraction and, especially, its error. Following Steigman (2007); Simha & Steigman (2008), we adopt for our estimate here,

$$Y_P = 0.240 \pm 0.006. \quad (14)$$

In this case,

$$\eta_{\text{He}} = 0.88 \pm 3.75. \quad (15)$$

While the central value of Y_P adopted here is low, the conservatively-estimated uncertainty is relatively large (some ten times larger than the uncertainty in the BBN-predicted abundance for a fixed baryon density). In this context, it should be noted that although very careful studies of the systematic errors in very limited samples of H II regions provide poor estimators of Y_P as a result of their uncertain and/or model-dependent extrapolation to zero metallicity, they are of value in providing a robust *upper bound* to Y_P . Using the results of Olive & Skillman (2004), Fukugida & Kawasaki (2006), and Peimbert et al. (2007), we follow Steigman (2007); Simha & Steigman (2008) in adopting a $\sim 2\sigma$ upper bound of $Y_P \leq 0.255$. This upper bound to Y_P corresponds to an upper bound to $\eta_{\text{He}} \leq 10.25$.

Although the BBN-predicted relic abundance of lithium provides a potentially sensitive baryometer ($(\text{Li}/\text{H}) \propto \eta_{10}^2$, for $\eta_{10} \gtrsim 4$), its post-BBN evolution is complex and model-dependent. In addition, lithium is only observed in the Galaxy, in its oldest, most metal-poor stars in galactic globular clusters and in the halo. However, these oldest galactic stars have had the most time to modify their surface lithium abundances, leading to the possibility that the observationally-inferred abundances may require large, uncertain, model-dependent corrections in order to use them to infer the primordial abundance of ^7Li . In the absence of corrections for depletion, dilution, or gravitational settling, the data of Ryan et al. (2000) and Asplund et al. (2006) suggest

$$[\text{Li}]_P \equiv 12 + \log(\text{Li}/\text{H}) = 2.1 \pm 0.1. \quad (16)$$

In contrast, in an attempt to correct for evolution of the surface lithium abundances, Korn et al. (2006) use their observations of a small, selected sample of stars in the globular cluster NGC6397, along with stellar evolution models which include the effect of gravitational settling to infer

$$[\text{Li}]_P = 2.5 \pm 0.1. \quad (17)$$

In the following analysis the primordial abundances of D and ^4He adopted here are used, along with CMB/LSS data, to estimate η_{10} , ξ_e , and ΔN_ν . Then, using the inferred best values and uncertainties in these three parameters, the corresponding BBN-predicted abundance of ^7Li is derived and compared to its observationally inferred value.

4. NEUTRINO DEGENERACY ($\xi \neq 0$); STANDARD EXPANSION RATE ($N_\nu = 3$)

If attention is restricted to BBN alone, then there are two parameters inferred from observables, $\{\eta_D, \eta_{\text{He}}\}$, and two unknowns, $\{\eta_{10}, \xi_e\}$. These are related by

$$\xi_e = 4(\eta_D - \eta_{\text{He}})/579 \quad (18)$$

and,

$$\eta_{10} = (574\eta_D + 5\eta_{\text{He}})/579. \quad (19)$$

In the left hand panel of Figure 1 are shown the 68% and 95% contours in the $\xi_e - \eta_{10}$ plane derived from the adopted BBN abundances. Notice that ξ_e and η_{10} are virtually uncorrelated. From this approach it is found that $\xi_e = 0.035 \pm 0.026$ and, that $\eta_{10} = 5.88^{+0.30}_{-0.33}$. The CMB/LSS provide an independent constraint on the baryon density, $\eta_{10} = 6.14^{+0.16}_{-0.11}$ (Simha & Steigman 2008). Since these two estimates for η_{10} are in agreement, we may use the CMB/LSS data to further restrict the allowed parameter space in the $\xi_e - \eta_{10}$ plane, as shown in the right hand panel of Figure 1. In this case, the value of ξ_e is unchanged and $\eta_{10} = 6.11^{+0.12}_{-0.11}$.

Using these results for $\{\eta_{10}, \xi_e\}$, the primordial abundance of ^7Li can be predicted using equations (10) and (11). In this case we find that $\eta_{\text{Li}} = 6.05^{+0.13}_{-0.12}$ and $[\text{Li}] = 2.63^{+0.04}_{-0.05}$. The non-zero value of ξ_e which is consistent with BBN and the CMB is incapable of reconciling the BBN-predicted and observationally inferred primordial abundances of ^7Li .

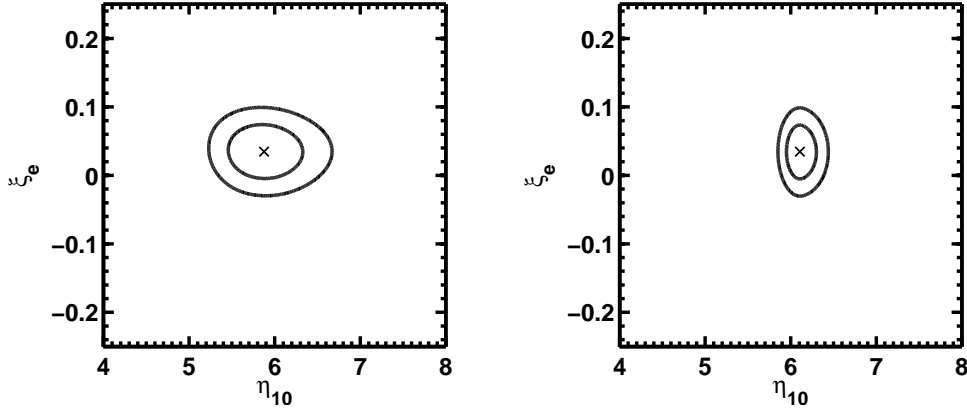


FIG. 1.— In the left hand panel the 68% and 95% contours in the $\xi_e - \eta_{10}$ plane from BBN and the adopted relic abundances of D and ${}^4\text{He}$. In the right hand panel, the BBN constraints convolved with the CMB/LSS constraint on η_{10} .

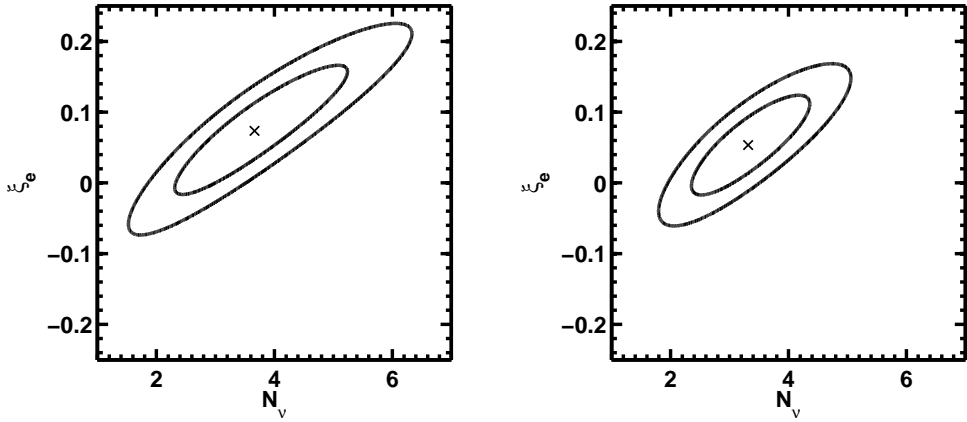


FIG. 2.— In the left hand panel the 68% and 95% contours in the $\xi_e - N_\nu$ plane inferred from BBN and the adopted relic abundances of D and ${}^4\text{He}$, along with the CMB constraint on η_{10} . In the right hand panel, the BBN constraints convolved with the CMB constraints on N_ν and η_{10} .

An alternate approach which mixes BBN and the CMB provides another way to constrain the lepton asymmetry. Since the ${}^4\text{He}$ abundance is much more sensitive to ξ_e than is the deuterium abundance, equation (7) can be used along with the CMB value of η_{10} to constrain ξ_e . This results in a virtually identical bound to that found from BBN alone, $\xi_e = 0.037 \pm 0.026$. In contrast, combining the deuterium abundance with the CMB value of η_{10} using equation (9) gives $\xi_e = -0.176 \pm 0.272$, a range that is too broad to be of much value.

From these results we see that, at 95% confidence, $|\xi_e| \leq 0.09$, so that $\Sigma_\alpha \Delta N_\nu(\xi_\alpha) \leq 0.01$. Such a small neutrino degeneracy has a negligible effect on the universal expansion rate during radiation domination, confirming the validity of the assumption that $S = 1$ ($N_\nu = 3$). The corresponding lepton asymmetry $\eta_L = 0.072 \pm 0.053$, while “small”, is orders of magnitude larger than the universal baryon asymmetry ($\eta_B = 10^{-10}$, $\eta_{10} = 6 \times 10^{-10}$).

5. NEUTRINO DEGENERACY ($\xi \neq 0$); NON-STANDARD EXPANSION RATE ($N_\nu \neq 3$)

In this case, with N_ν and ξ_e free, there are three parameters to be determined: $\{\eta_{10}, N_\nu, \xi_e\}$, but only two *useful* relic abundances $\{y_D, Y_P\}$. To constrain these three parameters it is necessary to employ the CMB/LSS data along with that from BBN. To obtain the best constraints a bit of care is required. While the CMB/LSS provide a very good constraint on the baryon density parameter, they are less successful, at present, in constraining N_ν . For example, Simha & Steigman (2008) find from the CMB/LSS data that while $\eta_{10} = 6.14^{+0.16}_{-0.11}$, $N_\nu = 2.9^{+1.0}_{-0.8}$ (or, $S - 1 = -0.008^{+0.079}_{-0.068}$). Such a large range in N_ν will dilute the constraint on ξ_e , resulting in a less than optimal constraint on ξ_e given the available data. However, as Simha & Steigman (2008) have noted, from the CMB/LSS the constraints on η_{10} and N_ν are virtually uncorrelated. Therefore, in the following we adopt for our observational input $\{\eta_{10}, \eta_D, \eta_{\text{He}}\}$ and derive N_ν and ξ_e from them. Since ξ_e is invisible to the CMB (except due to its contribution to the radiation energy density, which is accounted for in N_ν), we may combine our constraints on the $\{N_\nu, \xi_e\}$ combination with the independent constraint on N_ν from the CMB, to further constrain this combination.

With S (N_ν) and ξ_e to be constrained from η_{10} , η_D , and η_{He} , equations (7) and (9) may be recast as

$$S - 1 = (579\eta_{10} - 574\eta_D - 5\eta_{\text{He}})/2944 \quad (20)$$

and,

$$\xi_e = (106\eta_{10} - 100\eta_D - 6\eta_{\text{He}})/736. \quad (21)$$

In the left hand panel of Figure 2 are shown the 68% and 95% contours in the $\xi_e - N_\nu$ plane derived from the adopted BBN

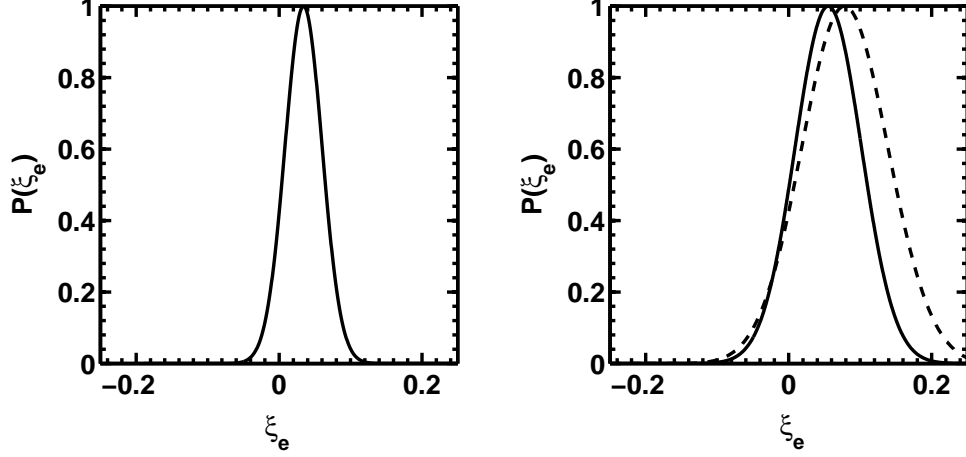


FIG. 3.— The left hand panel shows the probability distribution for ξ_e , inferred from BBN and the adopted relic abundances of D and ${}^4\text{He}$, for the case where $N_\nu = 3$. In the right hand panel, the dashed curve is the BBN constraint convolved with the CMB/LSS constraint on η_{10} alone, and the solid curve is the BBN constraint convolved with the CMB/LSS constraint on η_{10} and N_ν .

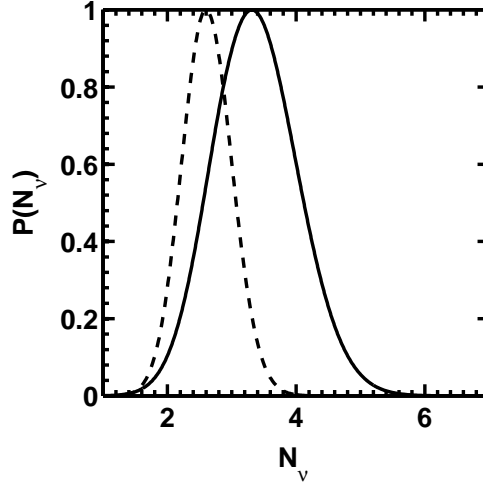


FIG. 4.— The dashed curve shows the probability distribution for N_ν for $\xi_e = 0$ inferred from BBN and the relic abundances of D and ${}^4\text{He}$ convolved with the CMB/LSS constraints on η_{10} and N_ν . The solid curve shows the same for $\xi_e \neq 0$.

abundances in combination with the constraint on η_{10} from the CMB/LSS. From this approach we find $\xi_e = 0.073^{+0.056}_{-0.057}$ and $N_\nu = 3.7 \pm 0.9$.

The CMB/LSS provide an independent constraint on N_ν , $N_\nu = 2.9^{+1.0}_{-0.8}$ (Simha & Steigman 2008). Since these two estimates are in agreement, the CMB/LSS data may be used to further restrict the allowed parameter space in the $\xi_e - N_\nu$ plane, as shown in the right hand panel of Figure 2. In this case, we obtain $\xi_e = 0.056 \pm 0.046$ and $N_\nu = 3.3^{+0.7}_{-0.6}$.

Using these results for $\{\eta_{10}, N_\nu, \xi_e\}$, the primordial abundance of ${}^7\text{Li}$ can be predicted using equations (10) and (11). In this case we find $[\text{Li}] = 2.62^{+0.05}_{-0.06}$. A non-zero value of ξ_e along with a non-standard expansion rate, consistent with BBN and the CMB, are still incapable of reconciling the BBN-predicted and observationally inferred primordial abundances of ${}^7\text{Li}$.

An alternate approach, mixing BBN and the CMB, provides another way to constrain the lepton asymmetry. Since the ${}^4\text{He}$ abundance is much more sensitive to ξ_e than is the deuterium abundance, equation (7) can be used along with the CMB/LSS values of η_{10} and N_ν to constrain ξ_e . This results in a virtually identical bound, $\xi_e = 0.053 \pm 0.046$. In contrast, combining the deuterium abundance with the CMB value of η_{10} using equation (9) yields $\xi_e = -0.061^{+0.364}_{-0.376}$, whose range that is too broad to be of much value.

From these results, the effect of the neutrino degeneracy on the universal expansion rate during radiation domination may be computed, yielding $\Sigma_\alpha \Delta N_\nu(\xi_\alpha) \leq 0.03$ at 95% confidence. The corresponding lepton asymmetry, $\eta_L = 0.115 \pm 0.095$, while constrained to be “small”, may nonetheless be orders of magnitude larger than the universal baryon asymmetry ($\eta_B = 10^{-10}$, $\eta_{10} = 6 \times 10^{-10}$).

6. DISCUSSION AND CONCLUSIONS

The left hand panel of Figure 3 shows the probability distribution of ξ_e for the standard expansion rate $S = 0$ ($N_\nu = 3$), derived after marginalizing over η_{10} , from BBN and the adopted primordial abundances of D and ${}^4\text{He}$. The right hand panel of Figure 3 shows the probability distribution of ξ_e for the more general case where a non-standard expansion rate $S \neq 0$ ($N_\nu \neq 3$) is allowed. The constraints are based on combining BBN and the adopted primordial abundances of D and ${}^4\text{He}$ with the independent

constraints from the CMB/LSS. Additional information from the CMB/LSS constraints on η_{10} are used before marginalizing over η_{10} and N_ν to produce the dotted curve, while additional information from the CMB/LSS constraints on both η_{10} and N_ν are used before marginalizing over η_{10} and N_ν to produce the solid curve.

The dashed curve in Figure 4 shows the probability distribution of N_ν for $\xi_e = 0$, derived from BBN and the adopted primordial abundances of D and ^4He with the independent constraints from the CMB/LSS after marginalizing over η_{10} . The solid curve in Figure 4 shows the probability distribution of N_ν for the more general case where a non-zero neutrino degeneracy $\xi_e \neq 0$ is allowed. The constraints are based on combining BBN and the adopted primordial abundances of D and ^4He with the independent constraints from the CMB/LSS. Additional information from the CMB/LSS constraints on η_{10} and N_ν are used before marginalizing over η_{10} and ξ_e . Both of these constraints on N_ν are consistent with each other and with the standard model prediction of $N_\nu = 3$.

Our results can be used to constrain any deviation in the universal expansion rate from its standard model value due to the increase in radiation energy density from neutrino degeneracy. Our constraint on the neutrino degeneracy leads to $\Sigma_\alpha \Delta N_\nu(\xi_\alpha) \leq 0.03$ at 95% confidence. In addition, the constraint on the neutrino degeneracy yields a corresponding constraint on any lepton asymmetry, η_L : $\eta_L = 0.072 \pm 0.053$ for $N_\nu = 3$ and $\eta_L = 0.115 \pm 0.095$ when $N_\nu \neq 3$.

Using the constraints on η_{10} , N_ν , and ξ_e , the BBN-predicted primordial abundance of ^7Li may be inferred. For $N_\nu = 3$, $[\text{Li}] = 2.63^{+0.04}_{-0.05}$ and for $N_\nu \neq 3$, $[\text{Li}] = 2.62^{+0.05}_{-0.06}$. Both of these are considerably higher than the value ($[\text{Li}]_p = 2.1 \pm 0.1$) determined from observations of metal-poor halo stars (Ryan et al. (2000), Asplund et al. (2006)) without any correction for depletion, destruction, or gravitational settling. If, however, the correction proposed by Korn et al. (2006) is applied, the predicted and observed ^7Li abundances may, perhaps, be reconciled. It remains an open question whether this lithium problem is best resolved by a better understanding of stellar physics or, if it is providing a hint of new physics beyond the standard model.

In our analysis we have assumed that $\xi_e = \xi_\mu = \xi_\tau$. Suppose instead that $\xi_\mu = \xi_\tau \neq \xi_e$ or, that $\xi_e = \xi_\mu \neq \xi_\tau$ (Dolgov et al. 2004). Since our constraints on ξ_e come from BBN, and they constrain ξ_e to be sufficiently small that the allowed degeneracy has minimal effect on the universal expansion rate ($\Delta N_\nu(\xi_e) \lesssim 0.01$), the only way to probe non-zero values of $\xi_\alpha \equiv \xi_\mu \equiv \xi_\tau$ or $\xi_\alpha = \xi_\tau$, is through their effect on the expansion rate (S or, ΔN_ν). In these cases, it is possible that ξ_α may be $\gg \xi_e$. For $N_\nu = 3.3^{+0.7}_{-0.6}$, $\Sigma_\alpha \Delta N_\nu(\xi_\alpha) \lesssim 1.7$ at $\sim 2\sigma$. If it is assumed that $\xi_\alpha = \xi_\mu = \xi_\tau$, then $|\xi_\alpha| \lesssim 2.34$ and $|\eta_L| \lesssim 5.0$. If, instead, it is assumed that $\xi_\mu = \xi_e \ll \xi_\tau$ (or, vice-versa for ξ_μ), then $|\xi_\tau| \lesssim 4.12$ and $|\eta_L| \lesssim 7.6$.

Of course, our results are sensitive to the relic abundances we have adopted. The simple but accurate fitting formulae (Kneller & Steigman 2004) we have used make it easy to reevaluate our constraints for any adopted abundances. The constraint on ξ_e is sensitive to the ^4He abundance and is relatively insensitive to small changes in the D abundance. For example, we repeated our analysis for a different primordial ^4He mass fraction, $Y_p = 0.247 \pm 0.004$. This alternate abundance, in combination with the D abundance used in this paper, and the independent constraints on η_{10} and N_ν from the CMB/LSS from Simha & Steigman (2008) yields $\xi_e = 0.023 \pm 0.041$.

Our results here are similar to, but considerably more restrictive than those of Barger et al. (2003) and of Serpico & Raffelt (2005), due to the improved constraints on N_ν and η_{10} from the WMAP 5-year and other CMB and LSS data. The analysis described here seems to be related to that in recent papers by Popa & Vasile (2007, 2008). However, we fail to understand how they derive their constraints and why they find so much tighter bounds on N_ν and so much weaker bounds on ξ_e .

Except from its contribution to the radiation energy density and the early Universe expansion rate, a lepton asymmetry in the neutrino sector is invisible to the CMB. Future CMB experiments will improve the constraint on N_ν by measuring the neutrino anisotropic stress more accurately. According to Bashinsky & Seljak (2004), PLANCK should determine N_ν to an accuracy of $\sigma(N_\nu) \sim 0.24$ and CMBPOL, a satellite based polarization experiment, might improve it further to $\sigma(N_\nu) \sim 0.09$, independent of the BBN constraints. Although still too large to provide a measure of the neutrino degeneracy, the tighter constraint on N_ν can be used to further narrow the allowed ranges of ξ_e and N_ν shown in Figure 2.

ACKNOWLEDGMENTS

This research is supported at The Ohio State University by a grant (DE-FG02-91ER40690) from the US Department of Energy. We thank J. Beacom and G. Gelmini for useful discussions.

REFERENCES

- Abazajian, K. N., Beacom, J. F., & Bell, N. F. 2002, Phys. Rev. D, 66, 013008.
- Asplund, M. et al. 2006, ApJ, 644, 229.
- Barger, V., Kneller, J. P., Langacker, P., Marfatia, D., & Steigman, G. 2003, Phys. Lett. B, 569, 123.
- Bashinsky, S., Seljak, U. 2004, Phys. Rev. D, 69, 083002.
- Beaudet, G. & Goret, P. 1976, Astron. & Astrophys., 49, 415.
- Beaudet, G. & Yahil, A. 1977, ApJ, 218, 253.
- Boesgaard, A.M., & Steigman, G. 1985, Ann. Rev. Astron. Astrophys., 23, 319.
- Burles, S. & Tytler, D. 1998, ApJ, 499, 699.
- Burles, S. & Tytler, D. 1998, ApJ, 507, 732.
- Cuoco, A., Iocco, F., Mangano, G., Miele, G., Pisanti, O. & Serpico, P. D. 2004, Int. J. Mod. Phys. A, 19, 4431.
- David, Y. & Reeves, H. 1980, Phil. Trans. Roy. Soc. A, 296, 415.
- Dolgov, A.D. & Takahashi, F. 2004, Nucl. Phys. B, 688, 189.
- Dolgov, A. D. et al. 2002, Nucl. Phys. B, 632, 363.
- Esposito, S., Miele, G., Pastor, S., Peloso, M. & Pisanti, O. 2000, Nucl. Phys. B, 590, 539; Esposito, S., Mangano, G., Miele, G., & Pisanti, O. 2000, JHEP, 0009, 038.
- Freese, K., Kolb, E. W., & Turner, M. S. 1983, Phys. Rev. D, 27, 1689.
- Fukugida, M. & Kawasaki, M. 2006, ApJ, 646, 691.
- Ichikawa, K., Kawasaki, M. 2003, Phys. Rev. D, 67, 063510.
- Kang, H.-S. & Steigman, G. 1992, Nucl. Phys. B, 372, 494.
- Kirkman, D et al. 2003 ApJS, 149, 1.
- Kneller J P and Steigman G 2004, New J. Phys., 6, 117.
- Kohri, K., Kawasaki, M., Sato, K. 1997, ApJ, 490, 72.
- Korn, A.J. et al. 2006, Nature, 442, 657.
- Lunardini, C. & Smirnov, A. Y. 2001, Phys. Rev. D, 64, 073006.
- Mangano, G. et al. 2005, Nucl. Phys. B, 729, 221.
- Olive, K. A. & Skillman, E. D. 2004, ApJ, 617, 29.
- O'Meara, J. M. et al. 2001, ApJ, 552, 718.
- O'Meara, J. M. et al. 2006, ApJL, 649, L61.
- Peimbert, M., Luridiana, V., Peimbert, A. 2007, ApJ, 666, 636.

- Pettini, M. & Bowen, D. V. 2001, *ApJ*, 560, 41.
Pettini, M. et al. 2008, arXiv:0805.0594
Popa, L. A. & Vasile, A. 2007, *JCAP*, 10, 017.
Popa, L. A. & Vasile, A. 2008, astro-ph/0804.2971.
Reeves, H. 1972, *Phys. Rev. D*, 6, 3363.
Ryan, S.G et al. 2000, *ApJ*, 530, L57.
Scherrer, R. J. 1983, *MNRAS*, 205, 683.
Schramm, D. & Steigman, G. 1979, *Phys. Lett.* 87B, 141.
Serpico, P. D. & Raffelt, G. G. 2005, *Phys. Rev. D*, 71, 127301.
Simha, V. & Steigman, G. 2008, astro-ph/0803.3465.
Steigman, G. 2006, *JCAP*, 10, 016.
Steigman, G. 2007, *Ann. Rev. Nucl. Part. Sci.*, 57, 463.
Terasawa, N. & Sato, K. 1985, *ApJ*, 294, 9.
Wagoner, R. V., Fowler, W. A., & Hoyle, F. 1967, *ApJ*, 148, 3.
Wong, Y. Y. 2002, *Phys. Rev. D*, 66, 025015.
Yahil, A. & Beaudet, G. 1976, *ApJ*, 206, 26.