

Realistic Simulation of Local Solar Supergranulation

Sergey D. Ustyugov

4, Miusskaya sq., Keldysh Institute of Applied Mathematics, Moscow, 125047, Russia

Abstract.

I represent results three-dimensional numerical simulation of solar surface convection on scales local supergranulation with realistic model physics. I study thermal structure of convective motions in photosphere, the range of convection cell sizes and the penetration depths of convection. A portion of the solar photosphere extending 100 x 100 Mm horizontally and from 0 Mm down to 20 Mm below the visible surface is considered. I take equation of state and opacities of stellar matter and distribution with radius of all physical variables from Solar Standard Model. The equations of fully compressible radiation hydrodynamics with dynamical viscosity and gravity are solved. The high order conservative PPML difference scheme for the hydrodynamics, the method of characteristic for the radiative transfer and dynamical viscosity from subgrid scale modeling are applied. The simulations are conducted on a uniform horizontal grid of 1000 x 1000, with 168 nonuniformly spaced vertical grid points, on 256 processors with distributed memory multiprocessors on supercomputer MVS5000 in Computational Centre of Russian Academy of Sciences.

Keywords: convection, granulation

We conducted numerical simulation development of solar convection on scales of mesogranulation and supergranulation in a three-dimensional computational box. In previous work by the author [1] it was shown that there is collective motion of small-scale and short-lived granules from centre to edges of supergranular cells. The similar idea was suggested also in article [2]. Simulation of solar photosphere convection [3] in a computational domain of size 48 Mm in horizontal plane and on depth 20 Mm showed that the sizes of convective cells increase with depth. The purpose of this work is to investigate the development and scales of convection in a region of size 100 Mm in the horizontal plane and on depth 20 Mm.

We take distribution of the main thermodynamic variables by radius due to Standard Solar Model [4] with parameters $(X, Z, \alpha) = (0.7385, 0.0181, 2.02)$, where X and Y are hydrogen and helium abundance by mass, and α is the ratio of mixing length to pressure scale height in convection region. We use OPAL tables for opacities and equations of state for solar matter from work[5]. For solution of equations of compressible hydrodynamics we apply our new method: piecewise parabolic method on local stencil (PPML) [6]. In order to evaluate effect of subgrid scales on evolution of convective motion we use Large Eddy Simulations technique. Rate dissipation was defined taking into account action buoyancy force and shear motions [7]. The one step of time integration for source terms is defined by third order TVD Runge-Kutta method [8]. The scheme is second order by space and time. For approximation viscous terms we used central differences. For evaluation radiative term in energy equation we used method of short characteristic

for upper part of domain and diffusion approximation for bigger depths. We use uniform grid in x-y directions and nonuniform grid in vertical z one. Boundary conditions in horizontal planes is periodic and in vertical plane is characteristic. An initial moment we deposit to domain small disturbance of velocity with maximum of amplitude 10^{-4} .

The numerical simulation of local solar supergranulation was conducted during 48 solar hours. Near the solar surface in the horizontal plane (Figure 1a) we find signs of small-scale turbulent convection. Average sizes of cells is 1-1.5 Mm and lifetime of ones is 1-2 min. (Figure 1a-1b). With increasing of depth the size of convective cells grows. At depth 2-5 Mm the average size of a cells is 10-15 Mm (Figure 1c-1e), whereas at depths bigger than 10 Mm it is 20-30 Mm (Figure 1f). At the vertices of convective cells at depths 3-4 Mm the motion of material becomes supersonic. In the deepest layers of photosphere the flow of material becomes slower and more laminar. In a vertical plane we find three different regions of evolution convection (Figure 2,3). At depths 0-2 Mm, the small-scale turbulent motion of material is formed. In this region the action of strong compressible effects on sides of granules leads to movement of cold material to down. In some points there is strong vorticity motion where material moves from different directions to one point. There we find formation of more powerful downdrafts, that moves to down with maximum of velocity. As in previous investigation [9] we find transition zone at depths of 2-5 Mm. In this region convection develops on scales mesogranulation. At depths of 4-5 Mm the downdrafts has a maximum velocity, in average, of about 4 km/sec with value of Mach number 1.5. Material moves downwards in the form of narrow jets and upwards in wider regions on size of mesogranulation. In the third part of the computational domain, on depths bigger 15 Mm, we discover places where material continues movement to down and reaches the bottom boundary with subsonic velocity. The distance between these flows is 20-30 Mm and defines development of the convective cells on the scale of supergranulation.

I would like to thank Dr. Christiana Dumitrache from Bucharest Observatory and Local Organize Committee for financial support for my participation in conference "Exploring the Solar System and the Universe".

REFERENCES

1. S. D. Ustyugov, "Magnetohydrodynamic Simulation of Solar Supergranulation", in *Numerical Modeling of Space Plasma Flows: Astronum-2006*, ASP Conference Proceedings **359**, edited by N.V. Pogorelov and G.P. Zank, San Francisco: Astronomical Society of the Pacific, 2006, p.226
2. M. P. Rast, *ApJ* **597**, 1200 (2006)
3. D. Georgobiani, J. Zhao, A. G. Kosovichev, R. F. Stein and A. Nordlund, *ApJ* **657**, 1157 (2007)
4. J. Christensen-Dalsgaard, *Rev.Mod.Phys.* **74**, 1073 (2003)
5. C. A. Iglesias, and F. J. Rogers, *ApJ* **464**, 943 (1996)
6. M. V. Popov, S. D. Ustyugov, *Comp.Math.&Math.Phys.* **47**, 1970 (2007)
7. V. M. Canuto, F. O. Minotti, and J. L. Schilling, *ApJ* **425**, 303 (1994)
8. C. W. Shu, and S. Osher, *JCP* **77**, 439 (1988)
9. S. D. Ustyugov, "Large Eddy Simulation of Solar Photosphere Convection with Realistic Physics", in *Subsurface and Atmospheric Influences on Solar Activity*, ASP Conference Proceedings **383**, edited by R. Howe, R. W. Komm, K. S. Balasubramaniam and G. J. D. Petrie, San Francisco: Astronomical Society of the Pacific, 2008, p.43

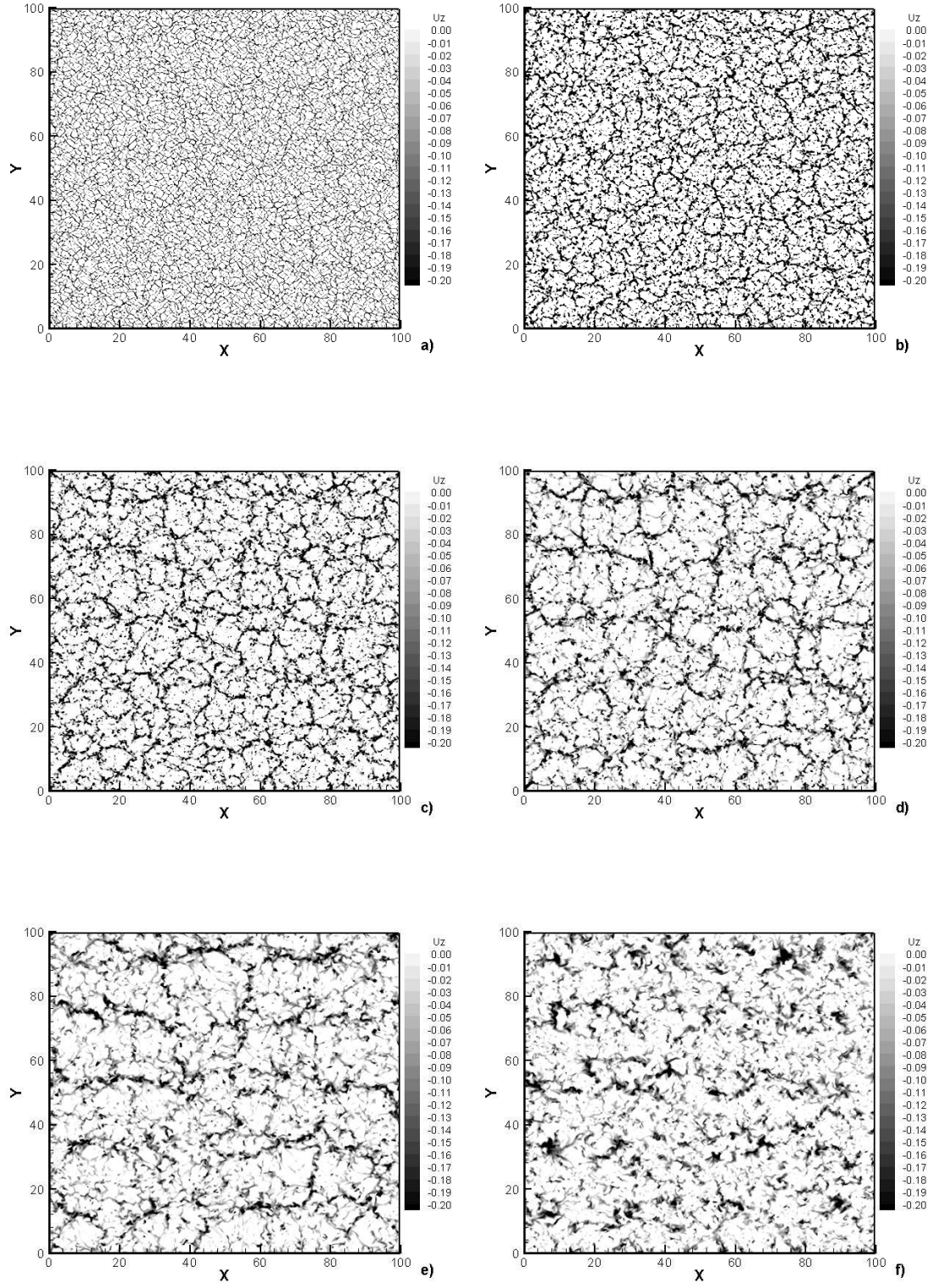


FIGURE 1. Contours of the vertical component of velocity (in units speed of sound) at depths 0 (a), 1 (b), 2 (c), 3 (d) 5 (e), 10 (f) Mm. The X and Y axes are scaled in Mm.

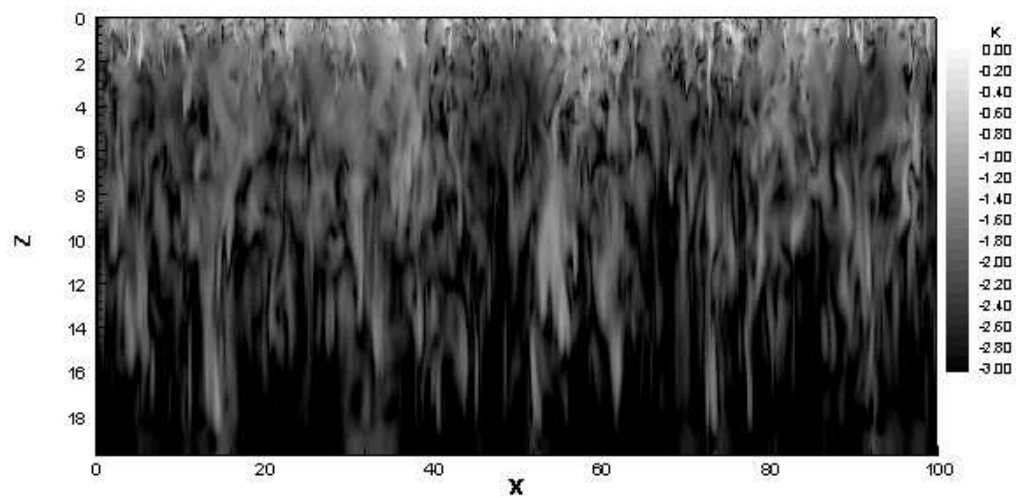


FIGURE 2. Image of contours of the logarithm of kinetic energy in vertical plane. The X and Y axes are scaled in Mm.

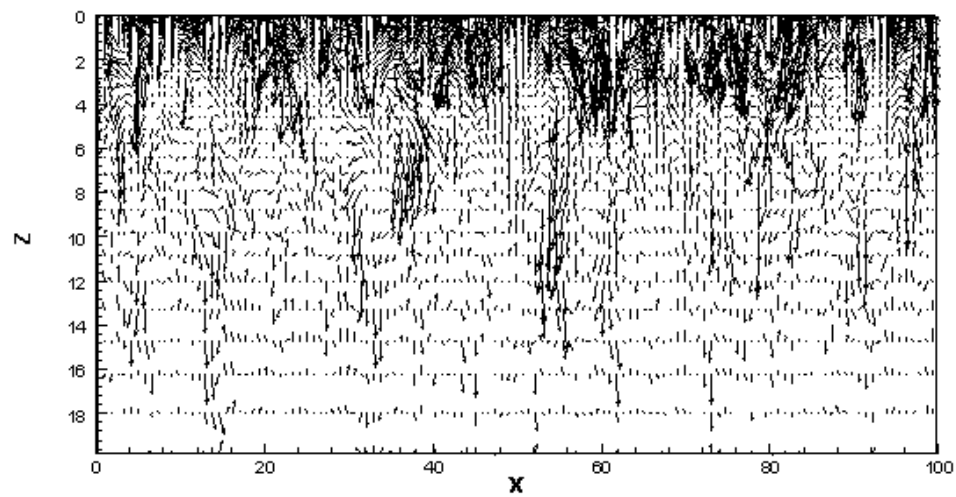


FIGURE 3. Image of contours of the field of velocity in vertical plane. The X and Y axes are scaled in Mm.