

Entanglement and intra-molecular cooling in biological systems? – A quantum thermodynamic perspective

Hans J. Briegel^{1,2} and Sandu Popescu^{3,4}

¹*Institute for Theoretical Physics, University of Innsbruck, Technikerstraße 25, Innsbruck, Austria*

²*Institute for Quantum Optics and Quantum Information of the Austrian Academy of Sciences, Technikerstraße 21a, A-6020 Innsbruck, Austria*

³*H.H. Wills Physics Laboratory, University of Bristol, Tyndall Avenue, Bristol BS8 1TL, U.K.*

⁴*Hewlett-Packard Laboratories, Stoke Gifford, Bristol BS12 6QZ, U.K.*

Abstract

We discuss the possibility of existence of entanglement in biological systems. Our arguments centre on the fact that biological systems are thermodynamic open driven systems far from equilibrium. In such systems error correction can occur which may maintain entanglement despite high levels of de-coherence. We also discuss the possibility of cooling (classical or quantum) at molecular level.

1 Introduction

The notion of entanglement plays a central role in quantum physics. It is a key concept in quantum information theory, with applications in quantum computation and communication [1, 2], and considerable effort has been devoted to identifying physical systems in which entanglement can be created and exploited for information processing purposes [3]. From a broader perspective, entanglement and the concepts of quantum physics play a fundamental role for our understanding of Nature: The occurrence of entanglement in any system indicates that we are on a terrain of Nature where classical concepts are likely to be quite insufficient for its proper understanding.

Experience shows that entanglement - other than the one that is there because it is a property of the ground state of a system and protected by brute force via an energy gap - is extremely fragile and easily destroyed by

noise. Laboratories work very hard to produce such entanglement, e.g. by isolating single ions in traps and by cooling them close to their motional ground state or, more generally, by complete control and manipulation of matter on the atomic level. Hence most researchers believe that entanglement will be hard to find in natural (i.e. uncontrolled) systems outside the laboratories, not to mention biological systems, which operate at room temperature and which are complex, noisy and “wet” (for a recent review see e.g. [5]). Here however, we would like to make the case that contrary to the standard view, entanglement might actually exist and play a role also in biological systems; one should be aware of this and look for signatures of entanglement in such systems [19].

We want to emphasize from the outset that this is not a research paper in the sense that we do not have any concrete results to prove that persistent, controlled entanglement exists in biological systems. We will however try and present circumstantial evidence for it.

Our main point is that the intuitions about the fragility of entanglement that are used for dismissing the possibility of entanglement in biological systems are misleading because they generally ignore a fundamental fact, namely that biological systems are open driven systems. This opens many possibilities that, as far as we know, have not yet been carefully considered.

Since the issue is so important, we feel that it would be a great mistake to dismiss the possibility of biological entanglement without a much more careful investigation. The scope of our paper is to call for such a vigorous program of research.

Related to the problem of biological entanglement is possibility of intramolecular cooling, that is, the possibility that parts of a molecule are actively cooled relative to the environmental temperature. This process is in fact much more general than the generation of entanglement. In fact intramolecular cooling might occur also in instances when there is no quantum coherence whatsoever. As such, the probability that intra-molecular cooling actually takes place in biological systems is far larger than the probability of existence of controlled quantum coherent phenomena and entanglement that form the main subject of the present paper.

2 Static versus dynamic entanglement

To start with, we should discuss more carefully what type of entanglement are we looking for.

That entanglement, and, more generally, coherent quantum effects al-

ways exist - at some level - in all systems (including biological ones) is quite clear. After all the laws of quantum physics enter on the level of quantum chemistry, determining the structure and energy spectra of the molecules and their interactions. Coming to biology, most scientists would probably share the view that quantum mechanical effects play a role, but only an indirect one: Quantum mechanics would thus be responsible for the molecular basis or substrate, while the biological functionality of the molecules can be explained by classical statistical physics, combined with the principles of molecular Darwinism [6].

Entanglement also plays a role in larger systems. For example, its role in strongly interacting condensed matter systems, such as quantum magnets or super-conducting materials, and its connection to e.g. quantum phase transitions has attracted a lot of attention recently [7]. In these systems, the ground state is typically highly entangled. Furthermore, one can expect entanglement to persist for sufficiently small but finite temperatures $T > 0$ (in particular if there is a finite energy gap between the ground state and the first excited states). In that sense, the phenomenon of entanglement is not restricted to the microscopic domain of very few particles, but it occurs also in macroscopic bodies and at finite temperatures.

The above types of entanglement are what one could call static entanglement, which we can find e.g. inside atoms or in the ground state in condensed matter systems. The type of entanglement we have in mind is different from static entanglement. It occurs in systems, where de-coherence couples to the individual constituents and quickly destroys any transient entanglement (similar as e.g. in a gas). The process of de-coherence must here be actively counteracted by some other stabilizing mechanism, such as continuous error correction, or by a process that produces fresh entanglement on a comparable timescale due to some pumping process.

At the same time, we would like to mention that we are by no means suggesting the possibility of entanglement at very large scale - such as superpositions of brain states leading possibly to quantum computation in the brain, etc.. This seems to us virtually impossible (see also [8]). What we are interested in is persistent and controllable entanglement with presumably biological function, at the level of bio-chemical processes.

As noted in the introduction, the main fundamental principle that will guide our argument is that biological systems are open, driven systems far from equilibrium. In such systems, the behaviour of entanglement and, in particular, the effects of de-coherence, can be fundamentally different from the case of equilibrium (or close to equilibrium). The fact that we deal with open, driven systems opens new possibilities, and this is our main point.

3 Why should we look for entanglement in biological systems?

At first sight, biological systems, which are warm and wet, seem very unlikely places to look for entanglement. It is our claim however that if entanglement (of the type we described above) is to be found anywhere in Nature outside physics labs, it is inside living beings.

To stabilize entanglement is generally difficult and requires complex setups - obtaining and maintaining entanglement in a laboratory is not an easy task. Of course, some instances of naturally occurring entanglement could exist in nature, such as a piece of nonlinear crystal that in sunlight may produce entangled photons by down-conversion. But such occurrences are purely accidental and probably very rare. On the other hand, biology itself could be a driving force: if entanglement turns out to be useful, biological evolution could select for this. In fact it is quite probable that entanglement offers advantages. The point is that the number of possible entangled states is so much larger than that of non-entangled ones that it is, in fact, inconceivable not to find entangled states that will offer advantages. Indeed, the possibilities offered by entanglement are much richer than those offered by non-entangled mixtures: If the efficiency of a certain biological process depends on the state that occurs in the system, the state space over which evolution can optimize that process is much larger if one allows entangled states. This is essentially a probability argument. To conclude, from this perspective, if entanglement is to be found anywhere in Nature, then in biological systems. Incidentally, the only place where we have non-trivial entanglement, i.e. in some laboratories, it is of ultimate biological origin! It is only at the end of a long evolution that the required complexity for producing controlled entanglement has been achieved.

On the other hand, there is a caveat: Evolution takes a long time and it is quite possible that even though entanglement is useful, nature has not succeeded yet in exploiting it.

4 Open driven systems and entanglement

Living organisms depend on permanent consumption of energy in the form of food (or photons, as in plants). Different from e.g. some solid-state material, a living cell cannot be described as an isolated system. It continuously exchanges particles with its environment, and with them energy and entropy. In the language of thermodynamics, biological systems are open

driven (quantum) systems, whose steady state is far away from thermodynamic equilibrium. As we mentioned in the introduction, this fact has major implications for the issue of the presence of entanglement.

To begin with, the fact that in open driven systems entanglement can exist at room temperature is absolutely clear, once one realizes that every quantum physics laboratory is such a system. So, having established that, as a matter of principle, controllable entanglement can exist in room temperature systems, the question is only one of scale and complexity. Do we need sophisticated lasers and large fridges (which work at room temperature but cool a subpart of them) or can they be present in the small scale of a living cell? After all, there are numerous studies that show that analogues of large scale, man-made machines (ratchets, rotors, etc.) do actually exist on a bio-molecular level (for a review see e.g. [9]). In what follows, we will give a number of specific examples that seem suitable to be scaled down.

Before going to specific examples however, it is important to understand why open driven systems make a difference. The reason is that such systems can perform error correction. Decoherence introduces noise into systems and increases their entropy. On the other hand, open driven systems have, by definition, access to a source of free energy and can use it to get rid of the errors. In fact for the issue we consider, namely merely producing and stabilizing a particular entangled state, one doesn't even need full quantum error correction, i.e. an error correction protocol that can stabilize any arbitrary superposition of states (in a given Hilbert subspace) [11, 12]. The error correction we require here is, computationally speaking, trivial - the stabilization of a single state. Nevertheless, entropically the task is similar, i.e. the entropy continuously produced by noise has to be removed from the system.

Coming back to biology, we note that probably the most striking characteristic of biological systems is that they are error correcting systems - a dead animal starts decomposing in a matter of hours so it must be that while living there are continuous error correction processes going on which maintain the body. So once we realize that error correction takes place in any living organism, whether or not it is enough to stabilize entangled states becomes a matter of scale not one of principle.

4.1 Toy models I

As a first example, consider the famous procedure used to produce entanglement in present day optical labs, namely parametric down conversion. A typical parametric down-conversion experiment uses a laser to produce a stream

of photons that are directed towards a nonlinear crystal. Upon impinging onto the crystal, some of these photons generate pairs of polarization-entangled photons.

The entanglement in the experiment described above is totally dependent on the fact that we are dealing with an open driven system: The laser is powered by a power source; when the source is turned off the entanglement disappears.

The parametric down-conversion experiment discussed above requires complex equipment including a laser and a power source. Is such complicated equipment necessary? The answer is no - there is no fundamental principle of nature that requires complex equipment. The following simple device (see Fig. 1) could do the same thing.

Suppose we have a thermo-electric element - two simple wires, each made of a different metal - that is connected to a simple light-emitting-diode LED. The LED itself is a very simple device as well - two semiconducting crystals, each with a different impurity, joined together (a so called “n-p junction”). If one of the joints of the thermo-electrical element is heated relative to the other, e.g. by a simple flame, the LED will produce a light-beam. When the output of the LED is directed to a non-linear crystal entangled photons are produced by parametric down-conversion.

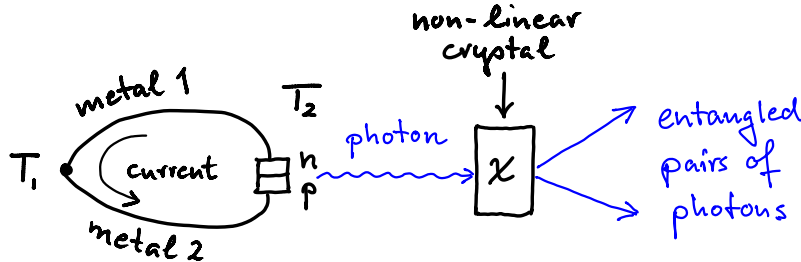


Figure 1: Simple entanglement-generating device (see text).

Note that there is something quite remarkable about this simple device. (a) It is quite robust and has no moving parts. (b) The entire system is entirely driven by a temperature difference, thus, the source of free energy is not coherent, and neither is the transmission of current in the wires a coherent process (see also [10]). Furthermore, (c), the junction and the crystal are both at room temperature. This simple device is able to create something highly quantum mechanical, such as entanglement! How can that

be? Of course, it has to do with the (coherent) interaction that goes on inside the crystal, when a photon is absorbed and converted into a pair of photons with lower energy. The main point to be observed is that this process is embedded into a hot and rather noisy environment, and it is only due to the continuous pumping of the system that the entanglement generating interaction in the crystal can be exploited.

We may further imagine that the photons in the entangled pair are further directed to two atoms that absorb them. Upon absorbing the photons, the atoms become entangled. If the atoms are subjected to noise, the entanglement could be subsequently destroyed; whether any entanglement can survive for a longer time is a question of how quick is the decoherence versus the rate of pumping new entanglement into the atoms by subsequent entangled photon pairs.

A molecular analogue (see Fig. 2) would be a chemical process where a large molecule (such as a protein) serves as a catalyzer for an exothermic chemical reaction. We assume that the chemical reaction takes place at a certain functional centre (“docking site”) of the catalyzer molecule. The chemical process may lead to a transfer of free energy along the molecule; the free energy transfer may be conveyed by various channels, for example by excitons, phonons, or electric current (electron displacement). This energy transport over the molecule need not be coherent and the molecule may be at room temperature. What matters is that, at some other site of the catalyzer molecule, the energy may be converted by some nonlinear process, similar to the one that occurs in the non-linear crystal of the parametric down-conversion, into two entangled modes that pump entanglement into, say, some receiver atoms.

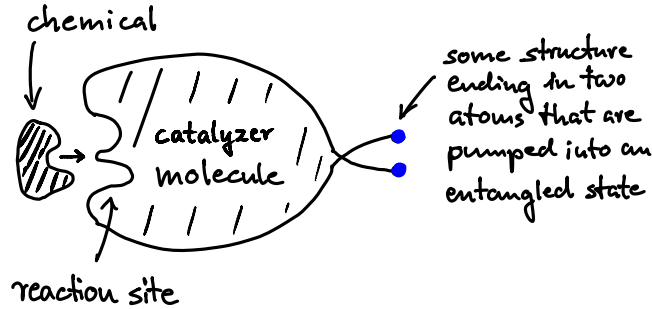


Figure 2: Hypothetical molecular device that is capable of creating entanglement by a molecular pumping process.

The important point is here that the two atoms, depicted in blue in Fig. 2, will not be entangled if we stop driving the system, i.e. if we stop the supply of the reactant chemical. This emphasizes the difference between passive (static) entanglement, as between electrons in an atom, and the dynamic equilibrium entanglement.

4.2 Toy models II. Conformational changes and time-dependent Hamiltonians.

In the previous section we emphasized that set-ups that produce entanglement need not be very complex, As a matter of fact however biological processes are actually very complex and sophisticated. A very important process that occurs in many instances is that of controlled conformational changes in proteins [13]. These processes could lead to controlled time-dependent Hamiltonians, with obvious implications for possible coherent quantum processes and existence of entanglement.

A conceivable process is the following.

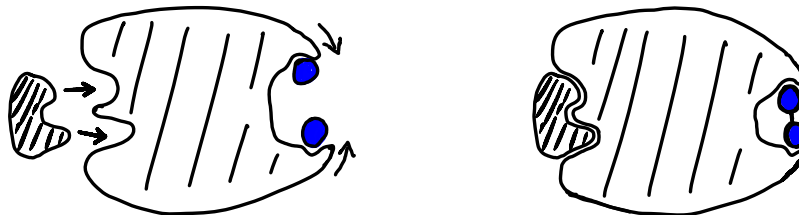


Figure 3: Entanglement of two atoms (blue) in a molecule, induced by a stream of reactant chemicals which dock to the catalyzing molecule, leading to a conformation change (see text).

A chemical process that occurs at one binding site of a protein can lead to a configuration change of another site of the same protein [20]. This conformation change may then lead to an interaction e.g. between two atoms that would otherwise be in a shielded site of the molecule (see Fig. 3). The two atoms depicted in blue in Fig. 3 are not interacting in the “rest” state of the protein; they are at thermal equilibrium and non-entangled. When the conformation change occurs they are brought together and start interacting. The interaction takes the atoms out of their equilibrium state and may entangle them. The entanglement survives until de-coherence kills it and the atoms reach a new thermal equilibrium state. Then protein

reverts to the rest conformation and the atoms revert to the rest mode and then the process starts again. The point here is that although both thermal equilibrium states may be non-entangled, the state of the atoms during the transition time (which may be relatively long) may well be entangled. Again, to complete the cycle the protein needs to be supplied with free energy; if we stop driving the system, i.e. if we stop the supply of reactant chemicals then the atoms simply reach thermal equilibrium and remain there and entanglement is lost. As in the previous section, this emphasizes the difference between passive (static) entanglement, as between electrons in an atom, and the dynamic equilibrium entanglement.

In the above example we described a very simple cycle. It is conceivable however that more complicated cycles could exist, with many different conformational changes occurring sequentially. Such a process may then implement a more intricate time-dependent Hamiltonian corresponding to what in quantum information is called a “sequence of gates”.

4.3 Toy models III. Intra-molecular cooling.

Thinking of different ways of obtaining controllable entanglement in the laboratory, with an eye to possible biological implementation has led us to the idea of intra-molecular cooling. This process is far more general than the generation of entanglement and needs not be associated with entanglement at all. In fact intra-molecular cooling might occur also in instances when there is no quantum coherence whatsoever. As such, the probability that intra-molecular cooling actually takes place in biological systems is far larger than the probability of existence of controlled quantum coherent phenomena and entanglement that form the main subject of the present paper.

Cooling, if it could actually be achieved at molecular level, would have obvious benefits. One example is when there are many possible reaction channels and, when the site is cooled, a preferred channel is selected. Another example is increased efficiency of catalysis: Many proteins act as catalyzers with very high specificity. They have active sites in the shape of cavities, which bind only molecules that fit precisely into the cavity like a hand in a glove. At high temperature the protein vibrates stronger and the shape of the cavity is deformed which leads to a decline in the efficiency of catalysis. Obviously, if the active site could be cooled this would be a benefit.

Regarding the potential role of cooling in biological systems, it should be realized that many organisms have indeed the ability of cooling parts of their body. For example our body temperature is kept largely stable at a

temperature around 37 °C, even when we live in hot climate. This is only possible since our body has a built-in cooling system. The only question is therefore not whether or not cooling exists in biological organisms but at which scale. Does it exist only at large scale - at the scale of the whole organism, or at scale of internal organs - or is it present all the way down to molecular level? Given the potential advantages for intra-molecular cooling, it is not inconceivable that such mechanisms were evolutionary selected. In fact, it is even possible that cooling at molecular level is much stronger than at the scale of the whole body. The reason for this is two fold. First in smaller systems, the coupling of parts of the system with the environment may be much weaker than of other parts so some parts, the “inside of the fridge” could be rather well isolated from the environment. Second, there may be a lot of free energy available (from chemical reactions), which will be channeled preferentially within the molecule.

Set-ups that allow cooling can be surprisingly simple. An explicit example is the so called “algorithmic cooling” [14, 15, 16] which could be realized even on a molecular level. In algorithmic cooling, we have in mind that some atoms at a given site, presumably an active but protected site, might be cooled. A very simple example of algorithmic cooling [15] involves only three qubits (i.e. two-level systems). In their original example Brassard *et al.* [15] considered the qubits to be nuclear magnetic moments, but any other physical system (such as vibrational levels of atoms) could be used. In this example one qubit can be cooled while the two other qubits get warmer - very much like the back spiral of an ordinary refrigerator. From these two warmer qubits heat is dissipated into the environment and the process continues, achieving persistent cooling of the first qubit.

In the algorithmic cooling process, the interactions between the qubits are time dependent, driven by an external mechanism. Essentially, this can be realized by a (short) sequence of pair wise couplings between the qubits. In practice, this could be realized by, say, changing the relative position of atoms according to a predetermined sequence, something that could be realized by a sequence of conformational changes in a protein. Consider for example a protein molecule with two active sites, similar to the one in Fig. 3. The active site on the left is where we supply free-energy (by some catalytic reaction) which is required for driving the cooling process. The active site on the right (where the blue atoms in Fig. 3 are) is the “main active site” that we want to cool. The chemical reaction at the active site on the left drives the cooling process at the active site on the right.

Of course, it is impossible to measure directly the temperature of an active site of a protein. However one possible signature for the presence of

a cooling process would be the following: As mentioned above the typical rate of reaction for biological catalytic processes is the following. At low temperature the reaction is slow because the reactants move slower. Then the rate increases with the temperature. However, after a certain temperature the reaction rate starts decreasing because the reaction site becomes deformed due to vibrations and the reactants don't fit in it anymore.

Consider now the activity of the site subjected to cooling, described in Fig. 4. The temperature axis of the graph represents the temperature of the environment of the molecule (the temperature of the cell, or of the liquid that surrounds the cell). The two curves describe the rate of this reaction in two cases - when the protein is supplied with free-energy and when not. Recall that we supply free-energy in the form of chemical reactants that react on the active site at left. When there are no reactants to drive the cooling process, the main active site is at the same temperature as the environment. On the other hand, when there is a supply of reactants the main active site is cooled relative to the environment and the rate of the reaction it catalyzes remains high at higher environmental temperatures. Note however that there should be no difference between the two cases at low temperatures because then the rate is simply limited by the slow movement of the molecules of interest, i.e. they enter less frequently in the main active site.

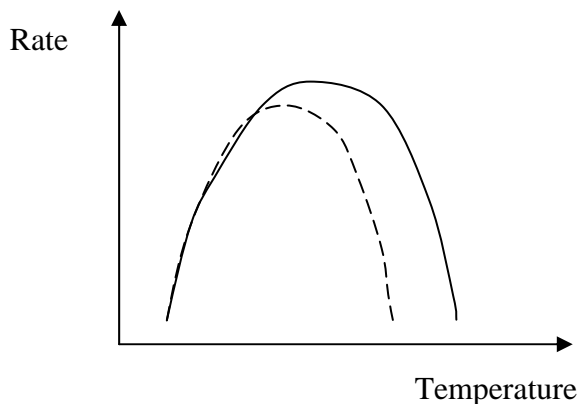


Figure 4: Potential control of enzyme activity through intra-molecular cooling (see text).

Of course, there could be many reasons why the rate of reaction at the main active site increases when a reaction occurs at the other site of the

molecule - the molecule's configuration could simply be optimized for the case when both reactions occur simultaneously. However, the very specific temperature dependence described above could be a good indicator.

4.4 Toy models IV. Reset mechanisms.

Our last example is not derived from a macroscopic device, but from the study of another instance of an open driven quantum system away from thermal equilibrium. This is a gas-type system - specifically a spin gas - that was studied in [17]. This particular system is relatively simple and it is accessible to quantitative analysis. The reason why it is instructive to study this example has to do with the role of de-coherence in such a system, which couples to the individual gas particles and thus quickly destroys any transient entanglement. It is thus clear that no static entanglement can occur in such a system. Let us consider a simple gas cell, where gas particles move on classical trajectories, but have some internal structure which is described by quantum mechanics (see Fig. 5). The interaction between these particles is capable of entangling their internal degree of freedom. As a concrete realization, we may e.g. imagine ultra-cold atoms with two internal hyperfine states $|0\rangle$ and $|1\rangle$, or molecules carrying a nuclear spin with two possible states. For the sake of the argument, suppose that we have full knowledge about the entire interaction history of the gas particles. As was found in a series of studies, the quantum states generated under such a simple dynamics, can already display a number of interesting and highly non-trivial entanglement properties. These include states with a high persistency of entanglement and states that are universal resources for quantum computation. This illustrates that even a system as simple as this (toy-model of a) gas can exhibit highly non-trivial and complex quantum effects.

Consider now that, as in any real scenario, these states will be exposed to de-coherence, which will quickly destroy the entanglement. A possible mechanism for de-coherence could be collisions of the gas particles with the environment consisting e.g. of other species of particles - a "buffer gas" - within the gas cell (see Fig. 5). The effect of such additional interactions, even if they are weak, will be devastating and in general no entanglement will survive in steady state.

However, as was shown in [18], there is a simple mechanism that can in principle sustain the entanglement in the gas in the presence of de-coherence, without introducing entanglement by itself! Imagine that, when particles enter a certain region in the cell, indicated by a red spot in Fig. 6, they are reset in some pure state $|\chi\rangle = \alpha|0\rangle + \beta|1\rangle$. This could be realized by various

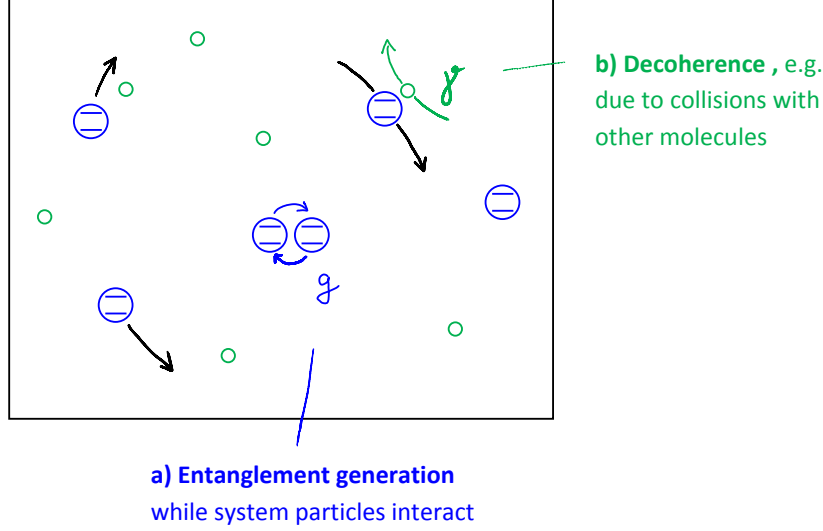


Figure 5: a) Illustration of a spin gas (blue): Particles move on classical trajectories, but each particle carries an internal quantum mechanical degree of freedom, such as a spin. Upon collision, the spin degrees of freedom get entangled. b) Collisions of the gas particles with other particles (buffer gas, green) lead to de-coherence.

mechanisms, for example by an interaction with some local structure in the cell.

Such a reset mechanism will have two effects. It destroys existing entanglement between this particle (i.e. its spin) and the other particles in the gas, but it also destroys this particle's entanglement with the environment! On first sight, this does not appear to be very constructive, but it has the effect that the particles that leave the light spot are in a pure state, and, if two of such particles collide later on (e.g. in the vicinity of the spot), they are capable of creating fresh entanglement! A detailed analysis shows indeed that, for a specific choice of parameters this (toy-model of a) gas can have a steady state, where entanglement persists in the cell. Depending on in the on the mean free path of the particles, the regions of persisting entanglement may be confined to the vicinity of the reset region or they may extend over the entire gas cell.

While the details of this process are not of interest here, it should be mentioned that there are two regimes, one of vanishing and one of non-vanishing

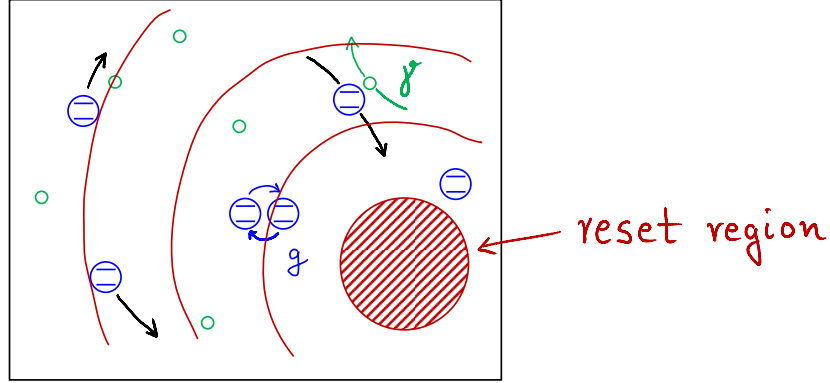


Figure 6: Particles that pass through the reset region indicated by a red spot will be reset in some standard internal state of low entropy. Particles that cross the spot will thus leave the spot in a pure state $|\chi\rangle = \alpha|0\rangle + \beta|1\rangle$. As a consequence, entanglement will build up around the spot and persist – in dynamic equilibrium – despite of de-coherence.

entanglement, and there is a sharp transition between them. Entanglement can be sustained if both the coherent interaction strength and the reset rate are sufficiently large. Furthermore, the particles need not be reset to a pure state; it suffices if they leave the region in a mixed state of sufficiently low entropy/high purity.

The main purpose of the preceding discussion of the spin gas was to demonstrate that the possibility of entanglement is not confined to highly controlled systems at very low temperatures: Simple reset processes allow entanglement to persist also in a hot and noisy environment! Even though this is a simple model, it is conceivable that similar processes could play a role also in biological systems, where various analogues of reset processes exist.

5 Conclusions

Biological systems are of extraordinary complexity and diversity. As such, at the moment we don't know where to start searching for entanglement and/or molecular cooling, be it an experimental search or a theoretical one. Furthermore, the specific toy models presented here are almost surely with very little direct relevance in biology. However, our goal here is far more

limited - it is to argue that the presence of controlled entanglement with biological functionality cannot be discounted automatically, without a careful study. Indeed, although our specific toy models may well have very little direct relevance, we are confident that the processes we described (entanglement pumping, resetting, etc.) are to be found in a way or another; the same applies to the idea of molecular cooling. Ultimately, the power of biological evolution coupled with the fact that biological organisms are open, driven systems, may open the door for many unexpected quantum phenomena. Similarly, they also open the door to highly non-trivial thermodynamic phenomena.

References

- [1] C. H. Bennett and D.P. DiVincenzo, Quantum Information and Computation, *Nature* **404**, 247-255 (2000).
- [2] A. Steane, Quantum Computing, In *Rep. Prog. Phys.*, **61**, 117-173 (1998).
- [3] P. Zoller *et al.*, Quantum information processing and communication, *Eur. Phys. J. D* **36**, 203 (2005).
- [4] G. S. Engel *et al.*, Evidence for wavelike energy transfer through quantum coherence in photosynthetic systems, *Nature* **446**, 782-784 (2007).
- [5] H. M. Wiseman and J. Eisert, Nontrivial quantum effects in biology: A skeptical physicists' view, Abstract: Invited contribution to "Quantum Aspects of Life", D. Abbott Ed. (World Scientific, Singapore, 2007). Available also as preprint <http://xxx.lanl.gov/abs/0705.1232>.
- [6] A. L. Hughes, Adaptive Evolution of Genes and Genomes, Oxford University Press, 1999.
- [7] L. Amico, R. Fazio, A. Osterloh, V. Vedral, Entanglement in many-body systems, *Rev. Mod. Phys.* **80**, 517 (2008).
- [8] C. Koch and K. Hepp, Quantum mechanics in the brain, *Nature* **440**, 611 (2006).
- [9] W. R. Browne and B. L. Feringa, Making molecular machines work, *Nature Nanotechnology* **1**, 25-35 (2006).

- [10] M. Plenio, S. Huelga, Entangled light from white noise, *Phys. Rev. Lett.* **88**, 197901 (2002).
- [11] A. M. Steane, Error Correcting Codes in Quantum Theory, *Phys. Rev. Lett.* **77**, 793 (1996).
- [12] A. R. Calderbank, P. W. Shor, Good quantum error-correcting codes exist, *Phys. Rev. A* **54**, 1098 (1996).
- [13] B. Alberts, A. Johnson, J. Lewis, M. Raff, K. Roberts, P. Walter, *Molecular Biology of the Cell*, Garland Science, Taylor & Francis, New York, 5 th Edition, 2008.
- [14] J. Baugh, O. Moussa, C. A. Ryan, A. Nayak and R. Laflamme, Experimental implementation of heat-bath algorithmic cooling using solid-state nuclear magnetic resonance, *Nature* **438**, 470–473 (2002).
- [15] G. Brassard, Y. Elias, J. M. Fernandez, H. Gilboa, J. A. Jones, T. Mor, Y. Weinstein, L. Xiao, Experimental Heat-Bath Cooling of Spins, Preprint available at <http://xxx.lanl.gov/abs/quant-ph/0511156>.
- [16] L. J. Schulman, U. V. Vazirani, Molecular scale heat engines and scalable quantum computation, in Proc. 31st Annual ACM Symp. on Theory of Computing. (eds Vitter, J. S., Larmore, L. & Leighton, T.) 322–329 (ACM Press, New York, 1999).
- [17] J. Calsamiglia, L. Hartmann, W. Dür, H. J. Briegel, Spin Gases. Quantum Entanglement Driven by Classical Kinematics, *Phys. Rev. Lett.* **95**, 180502 (2005).
- [18] L. Hartmann, W. Dür, H. J. Briegel, Steady state entanglement in open and noisy quantum systems at high temperature, *Physical Review A* **74**, 052304 (2006).
- [19] Experimental evidence for quantum coherence effects in photosynthetic systems has recently been reported in [4].
- [20] This effect is known as allostery. Allosteric transitions, which are conformational changes of proteins conditioned to the binding of a ligand molecule at a specific site, play a key role in various bio-molecular processes, e.g. in the regulation of enzyme activity, in motor-proteins, and in ion-transport through membranes (see [13], Chapter 3, pp. 171-188). A related effect is the isomeric transformation of retinal in rhodopsin

which plays an important role in vision; here the conformational change is not brought about by the adsorption of a ligand molecule, but by the absorption of a photon.