

International Journal of Modern Physics A
© World Scientific Publishing Company

EXCLUSIVE PHOTOPRODUCTION OF Υ : FROM HERA TO TEVATRON

ANNA RYBARKA^{*,*}, WOLFGANG SCHÄFER^{*}, ANTONI SZCZUREK^{*,%}

^{*} *Institute of Nuclear Physics PAN, PL-31-342 Cracow, Poland*

[%] *University of Rzeszów, PL-35-959 Rzeszów, Poland*

The amplitude for photoproduction $\gamma p \rightarrow \Upsilon p$ is calculated in a pQCD k_{\perp} -factorization approach. The total cross section for diffractive Υ s is compared to recent HERA data. The amplitude is used to predict the cross section for exclusive $p\bar{p} \rightarrow p\Upsilon(1S, 2S)\bar{p}$ process in hadronic reactions at Tevatron energies. We also included absorption effects.

Keywords: Photoproduction; Diffraction; Heavy Quarks.

PACS numbers: 13.60.Le, 13.85.-t, 12.40.Nn

1. Introduction

Exclusive production of heavy $Q\bar{Q}$ vector quarkonium states in hadronic interactions was never measured, but is very attractive from the theoretical side. Due to the negative charge-parity of the vector meson, the Pomeron-Pomeron fusion mechanism of exclusive meson production is not available, and instead the production will proceed via photon-Pomeron fusion. A possible purely hadronic mechanism would involve the elusive Odderon exchange. Currently there is no compelling evidence for the Odderon, and here we restrict ourselves to the photon-Pomeron fusion mechanism. The current experimental analyses at the Tevatron (see, for example, the plenary talk ¹) call for an evaluation of differential distributions including the effects of absorptive corrections. Predictions for Tevatron require the diffractive amplitude for $\gamma p \rightarrow \Upsilon p$. This process has been measured at HERA in the energy range $W \sim 100 - 200$ GeV ². This energy range is in fact very much relevant to the exclusive production at Tevatron energies for not too large rapidities of the meson.

2. Photoproduction $\gamma p \rightarrow \Upsilon p$ at HERA

The full amplitude for $\gamma p \rightarrow \Upsilon p$ process can be written as (it is explained in ref. ³)

$$\mathcal{M}(W, \Delta^2) = (i + \rho) \Im m \mathcal{M}(W, \Delta^2 = 0) \exp(-B(W)\Delta^2/2), \quad (1)$$

where ρ is a ratio of real and imaginary part of the amplitude. Imaginary part of the amplitude depends on the light-cone wave function of Υ and the proton's

^{*}E-mail address: Anna.Cisek@ifj.edu.pl

2 *A. Rybarska et al.*

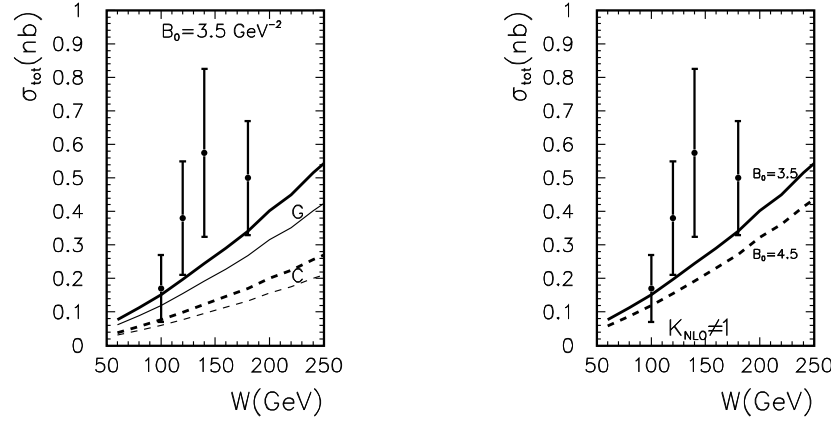


Fig. 1. Total cross section for the $\gamma p \rightarrow \Upsilon(1S)p$ as a function of energy. The experimental data are taken from paper ². **Left panel:** solid curves - Gaussian (G) wave function, dashed curves - Coulomb (C) wave function. Thick lines were obtained including the NLO correction for the Υ decay width, thin lines are for $K_{NLO} = 1$. **Right panel:** solid curves - $B_0 = 3.5 \text{ GeV}^{-2}$, dashed curves - $B_0 = 4.5 \text{ GeV}^{-2}$.

unintegrated gluon distribution (taken from Ivanov-Nikolaev) ^{4,3}. $B(W)$ is slope parameter which depend on energy : $B(W) = B_0 + 2\alpha'_{eff} \log\left(\frac{W^2}{W_0^2}\right)$, with $\alpha'_{eff} = 0.164 \text{ GeV}^{-2}$, $W_0 = 95 \text{ GeV}$ (see ref. ⁵). Our amplitude is normalized to the total cross section:

$$\sigma_{tot}(\gamma p \rightarrow \Upsilon p) = \frac{1 + \rho^2}{16\pi B(W)} \left| \Im m \frac{\mathcal{M}(W, 0)}{W^2} \right|^2. \quad (2)$$

In our calculations we used two types of models for the wave functions: a Gaussian and a Coulomb-type one, with a power-law tail in momentum space (ref. ^{3,4}). Their parameters were fitted to the experimental decay widths $\Upsilon \rightarrow e^+e^-$. The relevant formalism can be found in refs. ^{4,3}. It involves the NLO-correction factor K_{NLO} . We have calculated for two different choices of factors K_{NLO} . In leading order $K_{NLO} = 1$, and next to leading order approximation $K_{NLO} = 1 - \frac{16}{3\pi}\alpha_S(m_b^2)$.

In Fig. 1 we show the total cross section for the exclusive photoproduction $\gamma p \rightarrow \Upsilon p$ as a function of the $\gamma - p$ center-of-mass energy W . In the left panel we show results for the two different wave functions: Gaussian (solid lines) and Coulomb (dashed lines), without (thin lines) and with QCD corrections for the decay width (thick lines). For J/Ψ photoproduction B_0 is $\sim 4.6 \text{ GeV}^{-2}$ (see ref. ⁶). It B_0 should be somewhat smaller for the Υ meson. We show the sensitivity to the slope parameter B_0 in the right panel of Fig. 1. Our predictions are systematically somewhat below the experimental data. The results shown in the right panel of Fig. 1 were obtained for the Gaussian wave function and include QCD corrections for the decay width.

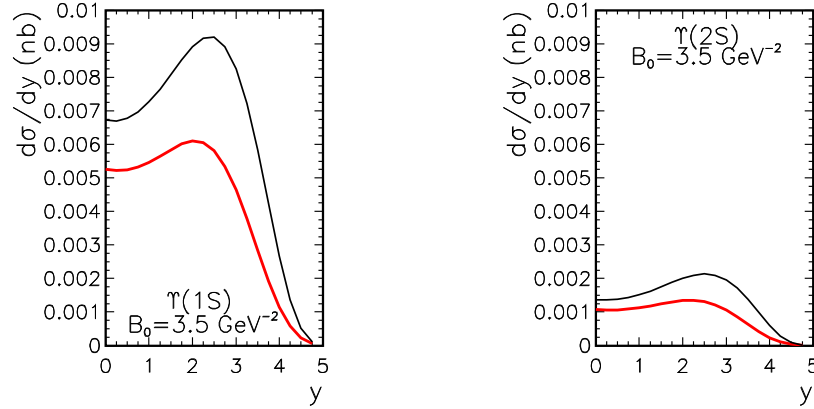


Fig. 2. Differential cross section $d\sigma/dy$ for the Tevatron energy $W = 1960$ GeV. **Left panel:** results for $\Upsilon(1S)$. **Right panel:** results for $\Upsilon(2S)$. The thin solid line is for the calculation with bare amplitude, the thick line for the calculation with absorption effects included.

3. Exclusive photoproduction in $p\bar{p}$ collisions

The full amplitude for $p\bar{p} \rightarrow p\bar{p} \Upsilon$ can be written as

$$\vec{M}(\vec{p}_1, \vec{p}_2) = \int \frac{d^2\vec{k}}{(2\pi)^2} S_{el}(\vec{k}) \vec{M}^{(0)}(\vec{p}_1 - \vec{k}, \vec{p}_2 + \vec{k}) = \vec{M}^{(0)}(\vec{p}_1, \vec{p}_2) - \delta\vec{M}(\vec{p}_1, \vec{p}_2), \quad (3)$$

where

$$S_{el}(\vec{k}) = (2\pi)^2 \delta^{(2)}(\vec{k}) - \frac{1}{2} T(\vec{k}), \quad T(\vec{k}) = \sigma_{tot}^{p\bar{p}}(s) \exp(-\frac{1}{2} B_{el} \vec{k}^2), \quad (4)$$

with $B_{el} = 17$ GeV $^{-2}$, $\sigma_{tot}^{p\bar{p}}(s) = 76$ mb (see ref. ³). Here \vec{p}_1 and \vec{p}_2 are the transverse momenta of outgoing proton and antiproton.

In formula (3) $\vec{M}^{(0)}(\vec{p}_1, \vec{p}_2)$ is the Born-amplitude (without absorptive corections) for the process $p\bar{p} \rightarrow p\bar{p} \Upsilon$ which includes our amplitude for HERA photoproduction and $\delta\vec{M}(\vec{p}_1, \vec{p}_2)$ is the absorptive correction. Notice, that both proton and antiproton can emit the photon, and these two contributions interfere in the differential cross section. In particular, the interference is responsible for a dependence on the azimuthal angle ϕ between \vec{p}_1 and \vec{p}_2 .

The differential cross section is given in terms of \vec{M} as

$$d\sigma = \frac{1}{512\pi^4 s^2} |\vec{M}|^2 dy dt_1 dt_2 d\phi, \quad (5)$$

where y is the rapidity of the vector meson, $t_{1,2} \simeq -\vec{p}_{1,2}^2$.

The parameters chosen for this calculation correspond to the Gaussian wave function with K_{NLO} included the QCD corrections. In Fig. 2 we show the distribution in rapidity of $\Upsilon(1S)$ (left panel) and $\Upsilon(2S)$ (right panel). Here the absorption effects cause about 20-30% decrease of the cross section.

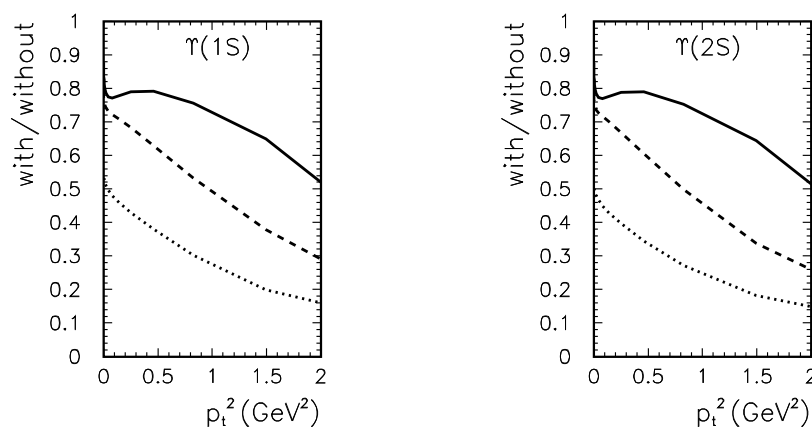
4 *A. Rybarska et al.*

Fig. 3. Ratio of $d\sigma/dydp_t^2$ with absorptive corrections included/ switched off. **Left panel:** Absorption effect for $\Upsilon(1S)$. **Right panel:** the same for $\Upsilon(2S)$. The solid line: $y = 0$, dashed line: $y = 2$, dotted line: $y = 4$.

In Fig. 3 we show the ratio of the invariant cross section with to without absorptive corrections as a function of the Υ -transverse momentum p_t . These results are for different values of rapidity: $y = 0$ (solid lines), $y = 2$ (dashed lines) and $y = 4$ (dotted lines). We can see that absorption effects is bigger for bigger rapidity and also for bigger p_t .

4. Conclusions

The results for $\gamma p \rightarrow \Upsilon(1S, 2S)p$ production depend on the model of the wave function. We have compared our results with a recent HERA data. Our results are somewhat lower than the experimental data. The amplitudes for the $\gamma p \rightarrow \Upsilon p$ process are used next to calculate the amplitude for the $p\bar{p} \rightarrow p\bar{p}\Upsilon$ reaction assuming the photon-Pomeron (Pomeron-photon) underlying dynamics. Absorptive corrections have been included, and they affect the shapes of various distributions. The resulting cross sections are of measurable size.

This work was partially supported by MNiSW under contract 1916/B/H03/2008/34.

References

1. J. Pinfold, “Exclusive production at the Tevatron and the LHC”, these proceedings.
2. C. Adloff *et al.* [H1 Collaboration], Phys. Lett. B **483**, 23 (2000); I. Rubinskiy a talk at EPS-HEP2007, Manchester, England, 19-25 July 2007.
3. A. Rybarska, W. Schäfer and A. Szczurek, hep-ph arXiv:0805.0717v1.
4. I. P. Ivanov, N. N. Nikolaev and A. A. Savin, Phys. Part. Nucl. **37**, 1 (2006).
5. A. Aktas *et al.* [H1 Collaboration], Eur. Phys. J. C **46**, 585 (2006).
6. W. Schäfer and A. Szczurek, Phys. Rev. D **76**, 094014 (2007).