

Slightly Non-Minimal Dark Matter in PAMELA and ATIC

Ann E. Nelson^{1*} and Christopher Spitzer^{1†}

¹*Dept. of Physics, University of Washington, Seattle, WA 98195-1560, USA*

(Dated: August 5, 2022)

We present a simple model in which dark matter couples to the standard model through a light scalar intermediary that is itself unstable. We find that this model has several notable features, and allows a natural explanation for a surplus of positrons and electrons, but no surplus of anti-protons, as has been suggested by early data from PAMELA and ATIC. Moreover, this model yields a very small nucleon coupling, well below the direct detection limits. In this paper we explore the effect of this model in both the early universe and in the galaxy.

I. INTRODUCTION

There is very strong evidence that nonbaryonic dark matter comprises about 21% of the present energy density of the universe. Identification of the dark components poses one of the strongest challenges in particle physics and astrophysics, and will almost certainly require an extension to the standard model. Indeed, there is a rich literature on dark matter candidates that arise more or less naturally from various extensions.

A number of recent experiments have preliminarily reported observations that, if confirmed in their final analysis, may be the first strong non-gravitational hints to the identity of dark matter. The PAMELA collaboration, in a conference talk, reported that their satellite-born experiment had observed an excess in the ratio of positrons to the total expected electron plus positron background. The spectrum they reported departed from background at 10 GeV and rose monotonically to 50 GeV. Their final data release is expected to have the positron spectrum measured to 270 GeV [1, 2, 3]. The balloon-based ATIC experiment measured the electron spectrum in the range 10 GeV to 2 TeV. Their preliminary spectrum, as shown in a slide in ref. [4], seems to show a significant excess from 300 GeV to 600 GeV, with a peak at roughly 500 GeV. This data is consistent with published data from another balloon experiment, PPB-BETS, which measured electrons up to about 1 TeV [5], and with the earlier hints of an excess at the HEAT experiment [6].

A number of groups have studied the consistency of these experiments with various theories of dark matter. Some groups have considered the signals generated by specific models, including Minimal Dark Matter [7] the two-component N_{DM} MSSM model [8], and a model with a nonthermal production mechanism [9]. Other groups have instead fit the data to general models [10, 11]. Recently, Arkani-Hamed et. al. have proposed an interesting dark matter model that takes advantage of the Sommerfeld mechanism to achieve enhanced annihilation

[12]. Their model, as well as the model of Pospelov et al. [13, 14] share some characteristics with the one discussed in this paper due to the inclusion of a light boson to generate the lepton spectrum. Many of these models associate the dark matter with a new sector containing multiple exotic new particles.

In this paper we present a dark matter model that explains the experimental observations in a simple way and differs significantly from the scenarios mentioned above. We assume that there is a new sector of particles that interact weakly with standard model particles, but may have stronger interactions among themselves. In the new sector we take the lightest stable particle to have no direct standard model coupling. The particle may still annihilate into standard model particles via lighter, unstable exotic intermediary particles. If the intermediary is sufficiently light, an excess of galactic electrons and positrons is generated while baryonic production is kinematically disallowed.

The model has several other novel features. Since the dark and standard model sectors decouple early on, the temperature of the dark matter is generically different from the photon temperature at the time the relic abundance is formed. This modifies the allowed parameter space of relic masses and couplings. We also note that the dark-matter nucleon cross-section is much smaller than in many scenarios, which makes direct detection a challenging prospect.

In the following section we present a specific model which we regard as a minimal existence proof of the feasibility of reproducing the PAMELA positron excess from a dark sector containing a heavy stable particle and a light unstable intermediary, without any Sommerfeld enhancement. The mechanism described can be embedded in a number of extensions to the Standard Model, including hidden valleys [15] and unparticles [16]. Next, we examine the early-universe behavior of the model and derive the dark matter density today in terms of model parameters. We then calculate the present-day electron and positrons fluxes that result from galactic dark matter annihilation, and show that they are consistent with PAMELA and ATIC. Finally, we will conclude with a few comments on some distinct features of this scenario.

*Electronic address: anelson@phys.washington.edu

†Electronic address: cspitzer@u.washington.edu

II. MODEL SETUP

Consider the Standard Model extended by a number of new fields that we will label X , Y and Z_1, \dots, Z_n where $n \geq 0$. The fields named Z_i are unrelated to the Standard Model Z boson. For simplicity we will take all new fields to be scalars, though the model can be easily modified to include fermionic dark matter or intermediaries. We'll take the Lagrangian to have the form

$$\mathcal{L} \supset M^2 X^2 + m^2 Y^2 + \sum_i m_i^2 Z_i^2 + \lambda X^2 Y^2 + \alpha Y e \bar{e} + \mathcal{L}_{int}. \quad (1)$$

Here λ and α are coupling constants, which we will treat as free parameters. The final term contains interactions, possibly strong, among the new particles so that none of the Z s are stable. We will require $M \gg m > 2m_e$, and for simplicity we will take $m_i \gg M$ so that the Z_i s decay during the very early universe and their dynamics do not enter in the discussion below. The only interaction with the standard model fields is the coupling between the Y and electrons, which causes the Y s to decay at a rate $\Gamma_{Ye^+e^-}$. Note that the coupling α , which we take to be very small, is not gauge invariant under the electroweak transformations but could easily arise in a low energy effective theory below the scale of electroweak symmetry breaking. We neglect for now presentation of a UV complete model, which would address, for instance, other possible couplings and decays of the Y boson.

Under these conditions, the X particle is stable and a WIMP dark matter candidate. The key quantity in both the early and late universe is the annihilation rate of X s to Y s. The total cross-section for this process is given by

$$\sigma = \frac{\lambda^2}{8\pi s} \left(\frac{s - 4m^2}{s - 4M^2} \right)^{\frac{1}{2}} \quad (2)$$

where \sqrt{s} is the center-of-mass energy. At temperatures well below M , the energy of the incoming X s is

$$\sqrt{s} \approx 2M + 3T_X \quad (3)$$

where T_X is the temperature of the X particles. To lowest order, the low-energy cross-section becomes

$$\sigma \approx \frac{\lambda^2}{32\pi M^2} \left(\frac{M^2 - m^2}{3MT_X} \right)^{\frac{1}{2}}. \quad (4)$$

III. EARLY UNIVERSE

The evolution of this model in the early universe is punctuated by several events. Note that the temperatures of the hidden and standard sectors are generally unequal after they decouple, which takes place at some early time t_{decouple} . We will assume that the Z_i particles are heavy and have annihilated or decayed between times

t_{decouple} and t_{XY} , the time when the annihilation of X particles into Y particles goes out of thermal equilibrium. The main role of the Z particles is to allow for the possibility that the temperature in the hidden sector T_X is significantly higher than the temperature in the visible sector T_γ at time t_{XY} , which will turn out to enhance the relic abundance of X particles today. The relic density of X particle dark matter is determined by the decoupling of X and Y at time t_{XY} , which we assume to be later than t_{decouple} . We assume the Y particles are out of equilibrium with the standard model until time $t_{Y\text{decay}}$, given by the lifetime for Y decays, at which time the SM and the Y particles come back into thermal equilibrium. We will use the sudden decay approximation in which the reequilibration between the hidden and visible sectors occurs instantaneously. To avoid affecting the predictions of nucleosynthesis, we require that all these events occur before the nucleosynthesis epoch.

After X decouples from Y , the X momentum simply redshifts with expansion, while the number of X particles per co-moving volume is approximately conserved. Similarly, the entropy per co-moving volume is nearly conserved, except at time $t_{Y\text{decay}}$. It is thus convenient to compute the ratio of X particle density to entropy density. Once the increase in entropy density during the Y decay epoch is computed, we can determine with the dark matter to photon ratio today.

We will begin with an approximate computation of the observed present-day abundance of dark matter in terms of the relic X energy density at t_{XY} . After t_{XY} , the dark matter energy density evolves as $1/R^3$, where R is the cosmological scale factor. Note that X particles are nonrelativistic at decoupling, and we take the mass of X to be constant. Assuming adiabatic evolution (no out of equilibrium processes) between t_{XY} and $t_{Y\text{decay}}$, we can use entropy conservation to relate the photon temperature $T_{\gamma,XY}$ at t_{XY} to the photon temperature $T_{\gamma,<Y\text{decay}}$ just before $t_{Y\text{decay}}$

$$T_{\gamma,<Y\text{decay}} = \frac{R_{XY}}{R_{Y\text{decay}}} \left(\frac{g_{*,XY}}{g_{*,Y\text{decay}}} \right)^{\frac{1}{3}} T_{\gamma,XY}, \quad (5)$$

where $R_{XY}/R_{Y\text{decay}}$ is the ratio of the scale factor at $t_{Y\text{decay}}$ to the scale factor at t_{XY} , $g_{*,XY}$ is the effective number of relativistic species in equilibrium with the photon at time t_{XY} and $g_{*,Y\text{decay}}$ is the effective number of relativistic species in equilibrium with the photon at time $t_{Y\text{decay}}$. At time $t_{Y\text{decay}}$, using the sudden decay approximation, the photons get reheated to a temperature $T_{\gamma,>Y\text{decay}}$. We define a parameter s , the fractional change in the entropy in the visible sector at $t_{Y\text{decay}}$ as

$$s \equiv \left(\frac{T_{\gamma,>Y\text{decay}}}{T_{\gamma,<Y\text{decay}}} \right)^3. \quad (6)$$

Note that s in general satisfies the inequality

$$s > \frac{\left(T_{\gamma,<Y\text{decay}}^4 + \frac{1}{g_{*,Y\text{decay}}} T_{\text{hid},Y\text{decay}}^4 \right)^{\frac{3}{4}}}{T_{\gamma,<Y\text{decay}}^3}, \quad (7)$$

where $T_{\text{hid},Y\text{decay}}$ denotes the temperature the hidden sector. The inequality is nearly saturated when the Y bosons are relativistic when they decay.

We can now find the ratio of $\rho_X(t_{XY})$, the dark matter density at t_{XY} to $\rho_X(t_0)$, the dark matter density today.

$$\begin{aligned} \frac{\rho_X(t_0)}{\rho_X(t_{XY})} &= \left(\frac{g_{*,0}}{sg_{*,XY}} \right) \left(\frac{T_{\gamma,0}}{T_{\gamma,XY}} \right)^3 \\ &= \left(\frac{g_{*,0}}{sg_{*,XY}} \right) \left(\frac{T_{\text{hid},XY}}{T_{\gamma,XY}} \right)^3 \left(\frac{T_{\gamma,0}}{T_{\text{hid},XY}} \right)^3 \end{aligned} \quad (8)$$

This calculation differs from a standard calculation of the WIMP abundance today by the factors of s and

$$\left(\frac{T_{\text{hid},XY}}{T_{\gamma,XY}} \right)^3 = \frac{g_{*,XY}}{g_{*,Y\text{decay}}} \left(\frac{T_{\text{hid},<Y\text{decay}}}{T_{\gamma,<Y\text{decay}}} \right)^3. \quad (9)$$

Note that we can use eq.7 to find an upper bound on the relic density compared with a standard relic abundance calculation in which all particles except the WIMP are in thermal equilibrium calculation. We define F such that

$$\begin{aligned} F &\equiv \frac{g_{*,XY}}{sg_{*,Y\text{decay}}} \left(\frac{T_{\text{hid},Y\text{decay}}}{T_{\gamma,<Y\text{decay}}} \right)^3 \\ &\leq \frac{g_{*,XY}}{g_{*,Y\text{decay}}} \left(\frac{T_{\text{hid},Y\text{decay}}}{\left(T_{\gamma,<Y\text{decay}}^4 + \frac{T_{\text{hid},Y\text{decay}}^4}{g_{*,Y\text{decay}}} \right)^{\frac{1}{4}}} \right)^3 \\ &\leq \frac{g_{*,XY}}{g_{*,Y\text{decay}}^{\frac{1}{4}}}. \end{aligned} \quad (10)$$

Saturating the inequality requires that the temperature in the hidden sector is much larger than the temperature of the visible sector, and that the Y particles decay while relativistic. If we take the photon temperature at the time of XY decoupling to be between 5 and 80 GeV, then $g_{*,XY}$ only includes standard model particles lighter than the weak bosons, and we may take $g_{*,XY} = 86\frac{1}{4}$. Assuming the Y particles decay when the photon temperature is between 10 and 100 MeV gives $g_{*,Y\text{decay}} = 11\frac{3}{4}$ (including the contribution of the Y particles). An approximate upper bound on F is therefore

$$F < 46.6. \quad (11)$$

The X energy density at t_{XY} is

$$\rho_{X,XY} = M_X n_X \quad (12)$$

where

$$n_X = \left(\frac{M_X T_{\text{hid},XY}}{2\pi} \right)^{\frac{3}{2}} \exp(-M_X/T_{\text{hid},XY}). \quad (13)$$

This may be related to the dark matter energy density $\rho_{X,0}$ today as

$$\rho_{X,XY} = \frac{\rho_{X,0}}{F} \frac{g_{*,XY}}{g_{*,0}} \left(\frac{T_{\text{hid},XY}}{T_{\gamma,0}} \right)^3. \quad (14)$$

The current temperature of the photons, $T_{\gamma,0} \approx 2.35 \times 10^{-13}$ GeV, and the total present dark matter abundance is $\Omega_X \approx 0.11h^{-2}$, where h is the Hubble constant in units of 100(km/s)/Mpc. Taking the favored value $h \approx 0.70$, the energy density of dark matter today is $\rho_{X,0} \approx 5 \times 10^{-6} \text{GeVcm}^{-3}$. For a given value of the model dependent factor F we can relate M and $T_{\text{hid},XY}$. Note that the relation we differs from a standard decoupling calculation by the factor of F .

We plot the ratio of the mass and temperature $T_{\text{hid},XY}$ of X at freezout in figure 1 for a number of values of F , assuming the maximal value of $g_{*,XY} = 86\frac{1}{4}$.

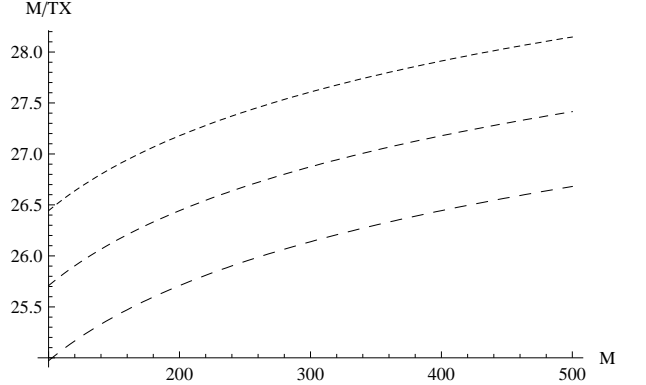


FIG. 1: The ratio of dark matter mass M to its temperature at decoupling $T_{\text{hid},XY}$ for $F = 46.6/i$ where $i = \{1, 2, 4\}$ from top to bottom.

IV. DARK MATTER IN THE GALAXY

After structure formation occurs, dark matter is gravitationally pulled into a structures around galaxies called halos. The density of the halo grows toward the center of the galaxy, and values are well above the mean value ρ_X . The annihilation rate,

$$\Gamma = n\sigma v, \quad (15)$$

scales with the square of the number density n and so significantly increases in these regions. For a non relativistic v , σv is approximately independent of v . In this section we will calculate the resulting electron and positron spectrums and compare to observations made by PAMELA and ATIC. Note that for a thermal relic, σv is approximately determined by requiring that

$$n_X \sigma v \approx \left(\frac{4\pi^3 G_N (T_{\text{hid},XY}^4 + g_{*,XY} T_{\gamma,XY}^4)}{90} \right)^{\frac{1}{2}}. \quad (16)$$

In a standard WIMP annihilation calculation where all other particles are in thermal equilibrium with the photons at decoupling the observed dark matter abundance today is obtained for

$$\sigma v \approx 3 \times 10^{-26} \frac{\text{cm}^3}{\text{sec}}. \quad (17)$$

In our scenario this is modified by a factor of

$$\sigma v \approx \frac{F(T_{\text{hid},XY}^4 + g_{*,XY}T_{\gamma,XY}^4)^{\frac{1}{2}}}{g_{*,XY}^{\frac{1}{2}}T_{\text{hid},XY}^2} 3 \times 10^{-26} \frac{\text{cm}^3}{\text{sec}}. \quad (18)$$

Note that F is largest when $T_{\gamma,XY}$ can be neglected relative to $T_{\text{hid},XY}$. The factor $F/g_{*,XY}^{\frac{1}{2}}$ has an upper bound of about 5 so the upper bound on the annihilation cross section is approximately

$$\sigma v < 1.5 \times 10^{-25} \frac{\text{cm}^3}{\text{sec}}. \quad (19)$$

A larger annihilation cross section would imply an upper bound on the temperature of the hidden sector which is below $T_{\text{hid},XY}$ together with some nonthermal production process for X particles, such as direct production in inflaton decay, or the mechanism in ref. [9].

For the sake of concreteness we will focus on the positron spectrum. The relevant process for positron production is $XX \rightarrow YY \rightarrow 2e^+e^-$. We fix the branching fraction for decays of the intermediary Y particles to electron positron pairs to unity. The flux at a given point in the galaxy are found by solving the diffusion equation of the positron density,

$$\dot{f} - K \cdot \nabla^2 f - \frac{\partial}{\partial E}(bf) = Q. \quad (20)$$

where K and b are energy-dependent diffusion and energy loss coefficients, and Q is the positron source term. The procedure to obtain the electron spectrum is analogous. A set of solutions to the diffusion equation in the case of a static distribution with disappearing flux outside a cylindrical region are well-known in the literature. A concise summary appears in [17]. For points near the solar system, the solution for the positron spectrum is

$$\Phi(E) = B \frac{v_{e^+}}{4\pi b(E)} \frac{1}{2} \left(\frac{\rho_{\odot}}{M} \right)^2 \int_E^M dE' f(E') I(\lambda_D(E, E')). \quad (21)$$

In this expression B is a dimensionless “boost” factor that accounts for sub-halo structure, v_{e^+} is the positron velocity, $b(E)$ is the energy loss coefficient, ρ_{\odot} is the dark matter density near the solar system, and I is the halo function defined in terms of the diffusion length λ_D . $f(E)$ is the injection spectrum, given by,

$$f(E) = \sigma v \frac{dN_{e^+}}{dE_{e^+}}, \quad (22)$$

where dN_{e^+}/dE_{e^+} for our model will be calculated below.

Recall that to leading order the cross-section for $XX \rightarrow YY$ has temperature dependence $\sigma \propto T_X^{-\frac{1}{2}}$. The temperature cancels with the temperature dependence of the velocity, $v_X \propto T_X^{\frac{1}{2}}$, leaving the product σv temperature independent to leading order.

We now calculate the positron injection spectrum dN/dE created by X annihilation. In the galactic frame,

the total energy of the colliding X particles is $\sqrt{s} = 2M$, so the ejected relativistic Y particles have the Lorentz factor

$$\gamma_Y = (1 - \beta_Y^2)^{-1/2} = \frac{M}{m}. \quad (23)$$

In the center of mass frame of Y , it decays to e^+e^- isotropically and monochromatically. Boosting the positrons back to the galactic frame yields an energy of

$$E_{e^+} = \frac{M}{2} - \frac{\sqrt{M^2 - m^2}}{m} \sqrt{\frac{m^2}{4} - m_e^2} \cos \theta \quad (24)$$

where θ is the angle between the Y spatial momentum and positron spatial momentum. Since the emission of positrons in the frame of Y is isotropic, the above relation is readily converted to the injection spectrum by

$$\frac{dN_{e^+}}{dE_{e^+}} = \frac{d\theta}{dE_{e^+}} \frac{dN_{e^+}}{d\theta}, \quad (25)$$

where $dN_{e^+}/d\theta = 1/2\pi$. The result is

$$\begin{aligned} \frac{dN_{e^+}}{dE_{e^+}} &= \frac{2m}{\pi} (M^2 - m^2)^{-1/2} (m^2 - 4m_e^2)^{-1/2} \times \\ &\quad \sqrt{(m^2 - M^2)(m^2 - 4m_e^2)} \times \\ &\quad ((4Em^2)(E - M) + m^4 + 4m_e^2(M^2 - m^2))^{-1/2}, \end{aligned} \quad (26)$$

which is shown in figure 2.

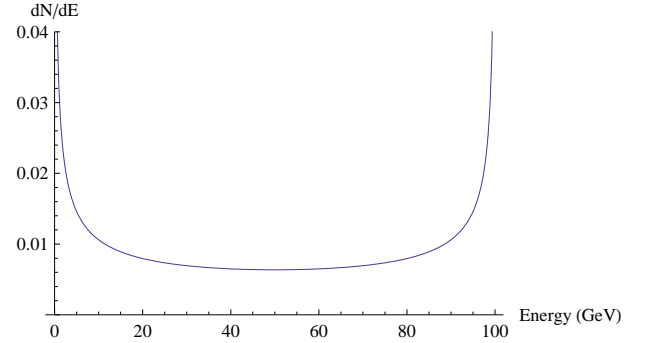


FIG. 2: The energy spectrum dN/dE of the electrons as a function of the lab frame energy for $M=100\text{GeV}$, $m=200\text{MeV}$

There are two sets of parameters needed for a calculation of the observed positron and electron spectra. The first are the parameters of the model we have described above. Assuming the dark matter consists of X particles, the relevant parameters are M , m , and λ . The second set describe the mass distribution of the dark matter halo, and the diffusion of positrons and electrons. The parameters of the second set which are not known with precision are B and the factors that enter the diffusion length, K_0 and δ . For the latter set, we will study the exemplar models from recent dark matter literature, which are outlined in [17] and [18]. We considered three

standard halo profiles, NFW, Moore and IsoT, and three positron diffusion models, denoted “min,” “med,” and “max”.

In practice, there is little dependence on the choice amongst the profile models, and here we will only present results from the NFW profile model. In addition the “med” and “max” propagation models yield very similar spectrums at Earth. The cross-section, and hence the flux, has very little dependence on the value of the Y mass m provided that it satisfied the kinematic bound on electron production. We will fix its value at 200 MeV.

The values of B and λ are degenerate in generating dark matter annihilation fluxes. The flux Φ depends only on an overall scaling of $B\lambda^2$. We will require that the boost factor is within the bounds usually discussed in the literature, less than 20. Some studies suggest that even values of B above 2-3 are disfavored [19]. We will also require that λ is sufficiently small that the Y -electron coupling remains perturbative, which is true up to values of $\lambda \lesssim 10$. We will find that we can generate spectra well above background levels without approaching either of these bounds.

We fit our model to the recent PAMELA and ATIC observations, both individually and simultaneously. The PAMELA data which has been publicly discussed so far was presented as the ratio of the total number of positrons to the total number of positrons and electrons. This ratio departs background levels at 10 GeV, and rises to a value of 10% at 60 GeV. We fit the required value of $B\lambda^2$ required to generate such a spectrum as a function of M . The result is presented in figure 3.

Here there is some moderate tension between the parameter B , λ and the cross-section required to generate the relic abundance. Smaller B values require larger λ , however this pushes us against the bound on σv required to generate the present abundance from a thermal relic given in eq. (19). For an 800 GeV X particle and the “med” propagation model, the fit produces $B = 5.1$ for $\lambda = 4$. However, these values yield $\sigma v = 1.4 \times 10^{-24} \text{ cm}^3/\text{s}$. We hit our bound of $B = 20$ for $\lambda = 2$, which produces $\sigma v = 3.6 \times 10^{-25} \text{ cm}^3/\text{s}$. This tension is significantly relaxed for smaller masses M .

Spectra for two values of M are shown for the lower half of the PAMELA energy range in figure 4, where the B factor has chosen to be optimal. The curves for two values of M are nearly degenerate below 60 GeV. Lower values of M show distinct spectral shapes that would be easily distinguished in the full PAMELA data release. Higher values of M have nearly identical shapes in the PAMELA range.

We now turn our attention to the preliminary ATIC results. The collaboration presented a preliminary spectrum in terms of total electron flux that exhibits an excess well above their expected background level. The excess begins at 300 GeV and peaks at about 500 GeV. Their data at 900 GeV and above show no evidence for an excess. At the peak, the total number of electrons is around twice the background level.

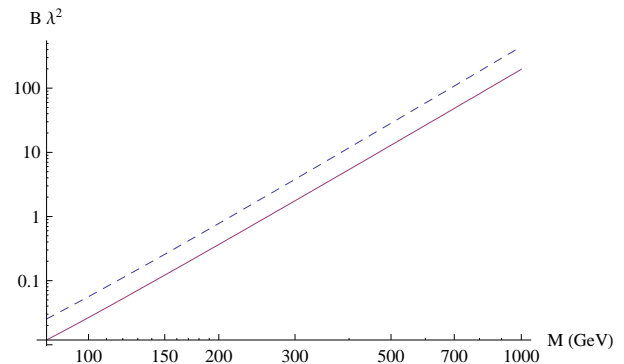


FIG. 3: Required values of $B\lambda^2$ to generate the positron excess described in the text. The top dashed curve is the “min” model, and the solid curve is the “med” models.

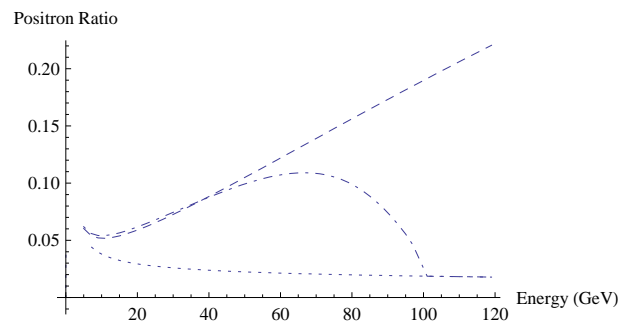


FIG. 4: Positron excess below 120GeV. The dash-dot curve is $M = 100$ GeV. The dashed curve is $M = 800$ GeV. The bottom dotted line is the background level.

We fit the ATIC data in terms of the ratio of the total number of electrons to the expected background number. We find that the excess is well fit for values of $M \gtrsim 700$ GeV. Remarkably, the best-fit boost values are quite similar to those required by the PAMELA data for masses in this range. The ATIC spectrum, using $M = 800$ GeV and the best-fit PAMELA boost factor, is shown in figure 5.

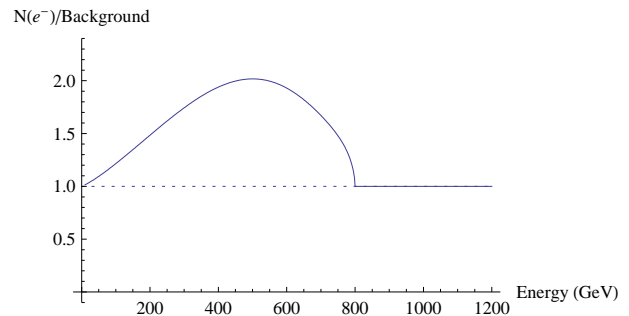


FIG. 5: Ratio of number of electrons to number of background electrons for $M = 800$ GeV. The dotted line is the background level, fixed to be 1 in this ratio.

V. CONCLUSION

Despite the compelling case for dark matter, we have few clues as to its nature, so it is important to consider a variety of possibilities with distinctive signatures. A nonminimal dark sector, consisting of more than one new particle interacting among themselves relatively strongly, occurs in a number of interesting scenarios, such as hidden valley models [15] and unparticle models [16]. In such scenarios, a stable WIMP may annihilate into lighter unstable particles in the dark sector. The cross section for such annihilation can be larger than in typical WIMP models. The cross section for direct detection of dark matter would be very small, while decay of the lighter unstable particles into standard model particles offers new possibilities for indirect detection. Such enhanced indirect detection signals are particularly interesting in light of the recent PAMELA and ATIC reports, as well as earlier reported excesses in the cosmic ray spectrum. In this paper we have considered the cosmology of a simple example, where the light intermediary is a scalar particle, which may produce an excess of high energy positrons and electrons in cosmic rays. We have

shown that the model may easily explain the PAMELA and ATIC data. If the scalar coupling to fermions is proportional to fermion mass, as would be expected if this coupling arises from mixing with the Higgs, electron decay dominance would imply that the scalar is lighter than about 200 MeV. Decays to 2 photons mediated by loops of heavier fermions would also be expected, giving a gamma ray signal, possibly visible in EGRET and FERMI gamma ray observatory data [20, 21]. Such a gamma ray spectrum would distinguish our model from those with a light vector intermediary [12, 13, 14], as a vector particle cannot decay to 2 photons, and decays to 3 photons would be typically expected to have a small branching fraction. In addition, a scalar would not decay to neutrinos, so indirect detection would not be possible in neutrino observatories [22]. In the minimal version of the model we have presented, the dark sector would not show up in collider experiments, although it would be simple to extend the model so that additional new particles with stronger standard model interactions could be produced at the LHC whose decay products include X or Y particles.

-
- [1] M. Boezio et al. (2008), 0810.3508.
 - [2] Talk by Mirko Boezio, PAMELA collaboration, at idm2008 conference, August 18-22 2008.
 - [3] Talk by Mirko Boezio, PAMELA collaboration, at CERN, September 2 2008.
 - [4] Talk by Mirko Boezio, PAMELA collaboration, at Fermilab, May 2 2008.
 - [5] S. Torii et al. (2008), 0809.0760.
 - [6] S. W. Barwick et al. (HEAT), *Astrophys. J.* **482**, L191 (1997), astro-ph/9703192.
 - [7] M. Cirelli and A. Strumia (2008), 0808.3867.
 - [8] J.-H. Huh, J. E. Kim, and B. Kyae (2008), 0809.2601.
 - [9] M. Fairbairn and J. Zupan (2008), 0810.4147.
 - [10] I. Cholis, L. Goodenough, D. Hooper, M. Simet, and N. Weiner (2008), 0809.1683.
 - [11] M. Cirelli, M. Kadastik, M. Raidal, and A. Strumia (2008), 0809.2409.
 - [12] N. Arkani-Hamed, D. P. Finkbeiner, T. Slatyer, and N. Weiner (2008), 0810.0713.
 - [13] M. Pospelov, A. Ritz, and M. B. Voloshin, *Phys. Lett. B* **662**, 53 (2008), 0711.4866.
 - [14] M. Pospelov and A. Ritz (2008), 0810.1502.
 - [15] M. J. Strassler and K. M. Zurek, *Phys. Lett. B* **651**, 374 (2007), hep-ph/0604261.
 - [16] H. Georgi, *Phys. Rev. Lett.* **98**, 221601 (2007), hep-ph/0703260.
 - [17] M. Cirelli, R. Franceschini, and A. Strumia, *Nucl. Phys. B* **800**, 204 (2008), 0802.3378.
 - [18] T. Delahaye, R. Lineros, F. Donato, N. Fornengo, and P. Salati, *Phys. Rev. D* **77**, 063527 (2008), 0712.2312.
 - [19] J. Lavalle, Q. Yuan, D. Maurin, and X. J. Bi (2007), 0709.3634.
 - [20] P. Sreekumar et al. (EGRET), *Astrophys. J.* **494**, 523 (1998), astro-ph/9709257.
 - [21] W. B. Atwood (GLAST), *Nucl. Instrum. Meth. A* **342**, 302 (1994).
 - [22] A. Achterberg et al. (IceCube), *Astropart. Phys.* **26**, 155 (2006), astro-ph/0604450.