

SPONTANEOUS CURRENTS IN SPINLESS FERMION LATTICE MODELS AT THE STRONG-COUPLING LIMIT

Sumiran Pujari and C. L. Henley

Department of Physics, Cornell University, Ithaca, New York 14853-2501

What kind of lattice Hamiltonian manifestly has an ordered state with spontaneous orbital currents? We consider interacting spinless fermions on an array of square plaquettes, connected by weak hopping; the array geometry may be a $2 \times 2L$ ladder, a $2 \times 2 \times 2L$ “tube”, or a $2L \times 2L$ square grid. At half filling, we derive an effective Hamiltonian in terms of pseudospins, of which one component represents orbital currents, and find the conditions sufficient for orbital current long-range order. We consider spinfull variants of the aforesaid spinless models and make contact with other spinfull models in the literature purported to possess spontaneous currents.

PACS numbers: 71.10.Fd, 71.10.Hf, 71.10.Pm

I. INTRODUCTION

In condensed matter physics, strongly correlated electrons underly a great variety of ordered states, both common and exotic (e.g. ferromagnets, superconductors). One of the lesser-studied orders is spontaneous currents (known sometimes as “orbital antiferromagnetism”). In this paper, we seek a *minimal* (spinless) toy model that manifestly exhibits such currents, precisely because any systematic study of fermion orderings with a quadratic order parameter reveals that the possible ordered states include not only the familiar cases of charge or spin density waves or superconductivity, but also spontaneous orbital currents^{1,2,3,4,5}. Yet such states have not been definitively observed in any material, nor numerically in the Hubbard model⁶, and only very recently for any realistic microscopic Hamiltonian^{7,8}. Thus, we ask : Which aspects of the interactions and/or degrees of freedom dispose a system generically towards ordered states with spontaneous currents ?

Such states were considered especially in the context of high- T_c cuprates. Early in their history, “flux phases” with current order were invented^{9,10,11} however the actual phase was expected to be disordered. More recently, two different kinds of spontaneous-current order were advanced to explain the mysterious pseudogap state of high- T_c cuprates^{3,5}. Ref. 5 proposed the “d-density wave”, which breaks translational symmetry (currents circulate in opposite senses around even and odd plaquettes); variants were considered more recently¹², e.g. modulated versions^{13,14}.

In contrast, Varma’s phases^{3,15} require the so-called “three band” model in which oxygen orbitals of the CuO_2 layer are explicit independent degrees of freedom; the latter state breaks 4-fold rotational and time-reversal symmetry, but not translational symmetry. Experiments on photoemission¹⁶ (in BSCCO) and neutron diffraction¹⁷ (in YBCO) indicated time-reversal symmetry breaking, in the pattern of Ref. 15. Finally, Khomski and collaborators showed currents are implied by non-coplanar spin order in (spinfull!) Mott insulators¹⁸.

These proposals motivate a basic question: under what

circumstances, in principle, can a quantum state be realized with spontaneous currents? Where, in a model’s parameter space, is such a state favored? Ever since the Hubbard model, toy lattice models having a minimal parameter space (and possibly amenable to solution) have been key tools to sort out basic questions such as these. For the more familiar orders, “strong-coupling” models are well-known in which some “zero-order” state trivially has the order in question, and the order is stable against small perturbations. Thus, in the phase diagram, one is assured of a corner where the ordered phase occurs and extends an indetermined distance towards the regime where perturbations are large (which is usually the physical regime). But in the case of currents order, no general intuitive picture has emerged.

This paper addresses this question using a toy-model built from square plaquettes; focusing mainly on the simplest case of *spinless* fermions, we explore the possibilities for realizing spontaneous currents. The main prior study of orbital currents in spinless models is Nersesyan’s ladder model^{19,20}, in which a map to spinfull chains was introduced that we adopt in Sec. IV B. Quite recently, spinless models were motivated by the possible realization in cold dilute atoms²¹.

The choice of square plaquettes is a choice motivated both by convenience of calculation and real material geometries. As we will see, a square plaquette has spontaneous currents as one of its natural degrees of freedom which is what we desire to investigate: possibility of spontaneous currents in the zero-order ground state.

This paper is organized as follows: In Section II, we define our toy-model Hamiltonian and set up the various lattice geometries – tube, ladder, and square lattice – we shall deal with; we go on to describe the properties of one square plaquette as it forms the basic unit of all the lattice geometries considered, in particular reducing its degrees of freedom to a pseudospin via the method of canonical transformations (which is briefly summarised in the appendix, as it is the basis of all our subsequent calculations.) The core section is Sec. III, where we implement the pseudospin projection (illustrating it in detail for the case of a “tube” lattice) and obtaining a pseudo-

spin effective Hamiltonian, showing its final form for the respective lattices; we also explore the relation between the fermion Hamiltonian and the pseudospin Hamiltonian, focusing on possibility of spontaneous currents in the ground state. In Sec. IV, we connect our work to spinful models in two ways: simply incorporating spin (Sec. IV A) or mapping a pair of site indices to spin labels (Sec. IV B). At last in Sec. V we ask if we have learned how to construct a uniform lattice model with currents. We conclude (Sec. VI) by discussing why it is hard to obtain spontaneous current order, and what light this may shed on realistic motivated models of such order.

II. MICROSCOPIC MODEL AND PSEUDOSPIN MAPPING

Our basic model Hamiltonian is $\mathcal{H} = \mathcal{H}^{\text{hop}} + \mathcal{H}^V + \mathcal{H}'$ with

$$\mathcal{H}^{\text{hop}} \equiv -t \sum_{\text{n.n.}\square} [c^\dagger(\mathbf{r})c(\mathbf{r}') + h.c.] \quad (2.1a)$$

$$\mathcal{H}^V \equiv +V \sum_{\square} \hat{n}(\mathbf{r})n(\mathbf{r}') \quad (2.1b)$$

$$\mathcal{H}' \equiv -t' \sum_{\text{n.n.}\square-\square} [c^\dagger(\mathbf{r})c(\mathbf{r}') + h.c.]. \quad (2.1c)$$

Each site \mathbf{r} has an orbital with room for one spinless fermion. A disjoint set of plaquettes (“strong plaquettes”) are singled out. Within each strong plaquette (tagged by “ \square ” in notations) there is a hopping $-t$ on every bond; there is also a repulsion V between *any* two fermions (whether first or second neighbors; in a spinless model, of course, there can be no onsite term).

Finally, every bond between bold plaquettes has a hopping $-t'$, which is assumed to be a small perturbation. We will consider three kinds of lattice geometries, as shown in Fig. 1. (a) a ladder, in which every other plaquette is strong; (b) a “tube”, which is one-dimensional like the ladder, but the strong plaquettes are oriented transverse; and (c) a square lattice, in which one of four plaquettes is strong. The ladder is simplest, but also has the least symmetry.

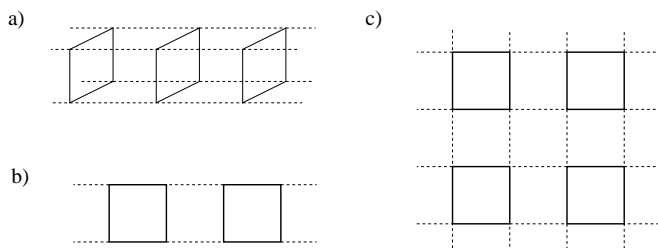


FIG. 1: Geometry of (a) Ladder, (b) Square Lattice and (c) Tube. The fermions reside on the vertices of the lattices shown.

We were guided by three considerations while concocting the model of (2.1). Firstly, we desired the sponta-

neous currents to be *explicitly* related to the degrees of freedom describing our (degenerate) ground state subspace. (See subsection II B, below.) Secondly, the (zero temperature) behavior should be obvious in a strong coupling limit. A standard trick^{22,23} to achieve both ends is to artificially weaken some bonds thereby introducing a small parameter (t' in our case). In the $t' = 0$ limit, the system decomposes into small disjoint clusters, each with a degenerate ground state whose operators are represented by pseudospins;. As the small parameter is perturbatively turned on, it generates an effective Hamiltonian between the pseudospins; from the symmetry of the effective Hamiltonian, one can often read off the symmetry of its ground state.

Finally, to make our model more physical, we limit the terms to fermion hoppings and interactions and no other four-fermion terms. Also, as we hope that our model(s) might later be adiabatically connected to a uniform one (see Sec V), if a certain term is included (say) within strong plaquettes, we will be open to including an inter-plaquette term of the same form (with arbitrary – small – coefficients). But we never assume any particular condition on the ratios between the intra- and inter-plaquette terms, except that all of the latter are small for perturbation purposes.

A. Eigenstates of Disconnected Plaquettes

Let \mathcal{H}_0 include the \mathcal{H}^{hop} and \mathcal{H}^V terms, representing a set of disconnected squares. We will work at half filling, i.e. two fermions per square on average, but our Hilbert space includes all ways of distributing these over the plaquettes.

Consider an isolated strong plaquette, with sites $x = 0, 1, 2, 3$ forming a ring. Note \mathcal{H}^V_{\square} is the same for all states accessible by hopping, so if there are n_{\square} fermions on the plaquette, $\mathcal{H}^V_{\square} = \frac{1}{2}n_{\square}(n_{\square} - 1)V$ drops out like a c -number: as in a noninteracting model²⁴, multi-fermion states are built from the one-particle eigenstates on the ring, defined by creation operators

$$\tilde{c}_m^\dagger \equiv \frac{1}{2} \sum_x e^{\frac{i}{2}\pi m x} c^\dagger(x) \quad (2.2)$$

where $m = 0, \pm 1, 2$ is the angular momentum around the ring. The single-fermion eigenenergies are

$$E_m = -2t \cos(\frac{1}{2}\pi m), \quad (2.3)$$

i.e., $E_0 = -2t$, $E_{\pm 1} = 0$, $E_2 = +2t$. Table I lists the multi-fermion ground states for each occupation sector of a single plaquette. Our interest will be the 2-fermion sector since it has degenerate ground states $|2+\rangle$ and $|2-\rangle$ with spontaneous current in the $+$ and $-$ senses, respectively.

To have any possibility of a symmetry broken state, (at least some of) the plaquettes must be in the degenerate half-filled ground states. What is the ground state of

TABLE I: States with n^\square fermions on a plaquette.

n^\square	label	occupation	energy
0	—	—	0
1	$ 1\rangle$	$ \tilde{0}\rangle$	$-2t$
2	$ 2+\rangle$	$ \tilde{0}, +\tilde{1}\rangle$	$-2t + V$
	$ 2-\rangle$	$ \tilde{0}, -\tilde{1}\rangle$	$-2t + V$
3	$ 3\rangle$	$ \tilde{0}, +\tilde{1}, -\tilde{1}\rangle$	$-2t + 3V$
4	$ 4\rangle$	$ \tilde{0}, +\tilde{1}, -\tilde{1}, \tilde{2}\rangle$	$6V$

an extended system of N sites forming $N/4$ disconnected plaquettes with $N/2$ fermions (i.e. half filling)? The case $V = 0$ is more degenerate than we wished, since any combination of states with $n^\square = 1, 2, 3$ has total energy $-2t(N/4)$. However, taking $V > 0$ favors the subspace in which $n^\square = 2$ on every plaquette. In that case, the only freedom is the senses of the currents in each of the $N/4$ plaquettes, giving a degeneracy $2^{N/4}$.

B. Pseudospin Mapping.

These states can be labeled as an array of spin- $\frac{1}{2}$ pseudospins \vec{P}_α with $P_\alpha^z = \pm 1/2$ when plaquette α is in state $|2\pm\rangle$. We aim, via second-order perturbation in t' , to compute the effective Hamiltonian \mathcal{H}_σ defined within the ground state manifold (and thus taking the form of a spin Hamiltonian in $\{\vec{P}_\alpha\}$).

The spin- $\frac{1}{2}$ pseudospin Hilbert space can be defined as follows :

$$\begin{aligned}
|\pm\rangle_z &\equiv |\pm\rangle \equiv |2\pm\rangle \\
|\pm\rangle_x &\equiv \frac{1}{\sqrt{2}} (|2\pm\rangle \pm |2\mp\rangle) \\
|\pm\rangle_y &\equiv \frac{1}{\sqrt{2}} (|2\pm\rangle \pm i|2\mp\rangle)
\end{aligned} \tag{2.4}$$

Different orders of the fermions – spontaneous currents, and (site- or bond-centered) charge density waves – correspond to expectations of three characteristic operators; when projected to the pseudospin subspace (2.4), these reduce to the three pseudospin operators (here $i, j = 0, \dots, 3$ label sites counterclockwise around a plaquette, as in Figs. 3 and 4):

1. Pseudocurrent operator:

$$\hat{I}_{ij} = -\hat{I}_{ji} \equiv i(c_i^\dagger c_j - c_j^\dagger c_i) \rightarrow \frac{\hat{P}^z}{2} \tag{2.5a}$$

2. Charge Density operator:

$$\hat{n}_i \equiv c_i^\dagger c_i \rightarrow (-1)^i \frac{\hat{P}^x}{2} + \frac{1}{2} \tag{2.5b}$$

3. Bond Density operator:

$$\hat{B}_{ij} \equiv (c_i^\dagger c_j + c_j^\dagger c_i) \rightarrow -(-1)^{(i+j)} \frac{\hat{P}^y}{2} + \frac{1}{2} \tag{2.5c}$$

Here “ \rightarrow ” means the operators have the same matrix elements when acting in the pseudospin Hilbert space. Any operators in the pseudospin subspace of a plaquette can be expressed in terms of $\vec{P} \equiv (\hat{P}^x, \hat{P}^y, \hat{P}^z)$. Fig. 2 depicts states in which the respective operators have expectations.

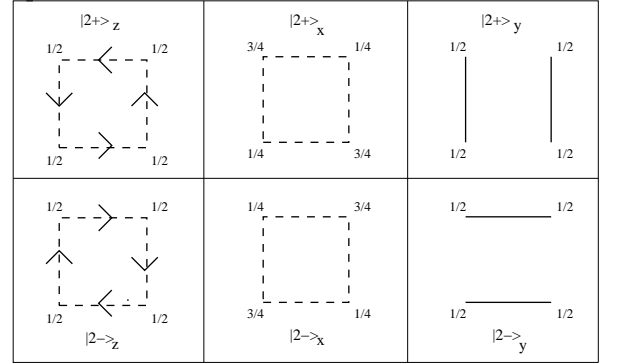


FIG. 2: Properties of single plaquette eigenstates. Arrows represent orbital currents. Lines represent the bond density; non-dashed line represents unit bond density, dashed line represents half and absence of line represents zero bond density. The numbers at the corners of the plaquette represent the charge density at the respective sites. Note that they add up to two corresponding to half-filling.

So, for purposes of nomenclature, we call the pseudospin states in the z -direction as current carrying states (which is expected since $+\tilde{1}$ and $-\tilde{1}$ carry momentum) or CCS, the pseudospin states in the x -direction as charge density waves or CDW, and the pseudospin states in the y -direction as bond density waves or BDW. Spontaneous currents, Orbital currents or just currents will be used interchangeably to refer to CCS as they have been used in the literature before. (The “bond order”, making different directions inequivalent without a translational modulation of the charge density, would be an example of “electron nematic”^{25,26} if all similarly oriented bonds had the same order parameter.)

Incidentally, we use the term *pseudocurrent* operator because this is not the true current operator. The latter would be the time derivative of the charge density operator, and is evaluated as a commutator of the charge density operator with the full Hamiltonian. Most often, the true current is proportional to (or at least has overlap with) the pseudocurrent operator; then, any state with pseudocurrent order will also have true current order. (The pseudocurrent would be the real current if the Hamiltonian contained only nearest-neighbor hopping.)

III. EFFECTIVE PSEUDOSPIN HAMILTONIAN

In this section, we go on to calculate an effective Hamiltonian by second-order perturbation theory, formulated via canonical transformations (reviewed briefly in Appendix A.). We shall consider several variations on the model Hamiltonian (2.1); the result is always a special case of the general form

$$H_\sigma = \sum_{\langle\alpha\beta\rangle} \left[J_x P_\alpha^x P_\beta^x + J_y P_\alpha^y P_\beta^y + J_z P_\alpha^z P_\beta^z \right] - \sum_\alpha [h_x P_\alpha^x + h_y P_\alpha^y + h_z P_\alpha^z]. \quad (3.1)$$

Here \vec{P}_α is the pseudospin; (α runs over all strong plaquettes and $\langle\alpha\beta\rangle$ are nearest neighbors (in the ladder, tube, or square lattice arrangements). In view of the mapping of operators (2.5), the original system has spontaneous-current order if and only if (3.1) has pseudospin order in the z direction. Consequently, our central concern is whether and how the terms in (3.1) break pseudospin rotation symmetry.

The above form of the effective Hamiltonian is governed by the two different kinds of inter-plaquette hopping processes that can occur at second-order perturbation theory. As we will see in the next subsection, at second order, only two adjoining plaquettes can take part in the hopping processes. On the one hand, a “degenerate” hop takes a fermion from a plaquette to a single-fermion orbital on the adjoining plaquette, degenerate with the orbital it hopped out of; such hops are responsible for all the pseudospin exchange interactions.

On the other hand, an “excited” hop takes the fermion from a partly-occupied degenerate orbital on one plaquette to a higher orbital on the adjoining plaquette, which would not be occupied in any single plaquette state; this kind also includes the case (related by particle-hole symmetry) of an electron hopping *out* of a deeper orbital into a degenerate orbital on the new plaquette, or even into a higher one (and of course the reverse hops). An excited-state hop is not conditioned on which state the plaquette (with the excited state) was in: within the pseudospin manifold, that only differs in the “degenerate” partly-occupied levels. Moreover, the only way to return to the pseudospin manifold is to undo the same hop thus making exchange of pseudospins impossible. Consequently, excited-state hops can (at most) generate only single-pseudospin terms in the effective Hamiltonian.

We shall first consider the tube model case (Sec. III A), since it has the greatest symmetry (the combination of two adjoining plaquettes has a 4-fold rotation). The other two cases (Sec. III B) are variations on the tube case, in that either additional terms appear (due to reduced symmetry) or are accidentally canceled.

A. Effective Hamiltonian for the Tube

The perturbation (t' hopping) changes the filling on two plaquettes, hence no first order process stays in the reduced Hilbert space (of $n_\alpha^{\square} = 2$ on all plaquettes). To do that in a second order process, a fermion hops from one plaquette (“A”) to a neighboring one (“B”), and then a fermion hops back from the second to the first plaquette.

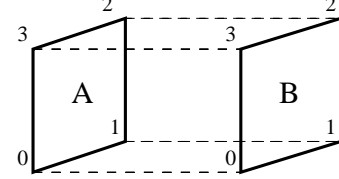


FIG. 3: The two-plaquette unit involved in a second order hopping process. Site labels show our convention for the (bipartite) ladder or square lattices.

For a pair of plaquettes on a tube (Fig. 3), the perturbation takes the form

$$\begin{aligned} \mathcal{H}' &= -t' \left(\sum_i c_{A,i}^\dagger c_{B,i} + h.c. \right) \\ &= -t' \left(\sum_m \tilde{c}_{A,m}^\dagger \tilde{c}_{B,m} + h.c. \right) \end{aligned} \quad (3.2)$$

Notice that the hopping conserves the angular momentum around the plaquette. For this reason, the only excited states that can participate in the second order hopping processes are $|1; 3\rangle \equiv |\bar{0}; \bar{0}, +\bar{1}, -\bar{1}\rangle$ and $|3; 1\rangle \equiv |\bar{0}, +\bar{1}, -\bar{1}; \bar{0}\rangle$ and the corresponding non-zero matrix elements are

$$\begin{aligned} \langle 1; 3 | \mathcal{H}' | 2+; 2- \rangle &= t' \\ \langle 3; 1 | \mathcal{H}' | 2+; 2- \rangle &= t' \\ \langle 1; 3 | \mathcal{H}' | 2-; 2+ \rangle &= -t' \\ \langle 3; 1 | \mathcal{H}' | 2-; 2+ \rangle &= -t' \end{aligned}$$

The rest of the matrix elements are zero. Thus, using Eq. A1, we get the following second order effective two-plaquette Hamiltonian

$$\begin{aligned} H_{tube} &= -\frac{2t'^2}{V} \left(|2+; 2-\rangle \langle 2+; 2-| + |2-; 2+\rangle \langle 2-; 2+| \right) \\ &\quad + \frac{2t'^2}{V} \left(|2+; 2-\rangle \langle 2-; 2+| + |2-; 2+\rangle \langle 2+; 2-| \right) \end{aligned} \quad (3.3)$$

Conversion to spin Hamiltonian: In accord with our pseudospin mapping, we abbreviate $|2\pm\rangle$ by $|\pm\rangle$ to label the pseudospin states. Now, the transcription to spin

notation (for pseudospin(P)) is:

$$\begin{aligned} |2+\rangle\langle 2+| &\rightarrow \left(\frac{1}{2} + P^z\right); \\ |2-\rangle\langle 2-| &\rightarrow \left(\frac{1}{2} - P^z\right); \\ |2+\rangle\langle 2-| &\rightarrow P^+; \\ |2-\rangle\langle 2+| &\rightarrow P^-. \end{aligned} \quad (3.4)$$

Inserting Eq. 3.4 into Eq. 3.3, we get for the infinite tube

$$H_{tube} = \sum_{\alpha} \frac{4t'^2}{V} \left[\frac{1}{4} + \vec{P}_{\alpha} \cdot \vec{P}_{\alpha+1} \right]. \quad (3.5)$$

Thus, the effective pseudospin Hamiltonian for the tube is a one dimensional spin-1/2 Heisenberg Antiferromagnet which, as is well known, does not exhibit long range order but only power-law correlations.

This calculation is not only reminiscent of, but completely analogous to, the derivation of the effective Heisenberg antiferromagnetic exchange interaction in a half-filled Hubbard model; the role of spin is taken by our angular momentum, since it is conserved by the hopping along the tube. Hence only our $|\pm \hat{1}\rangle$ single-particle states (analogous to spin up and spin down electrons) take part in the second-order process, thus giving rise to effective pseudospin exchange of exactly the same (rotationally symmetric) form as spin exchange in the Hubbard model. This is exactly the content of the discussion on “degenerate” hops in Sec. III.

In other cases of our model (ladder or square lattice), the perturbation need not conserve angular momentum, so excited states like $|\hat{0}; \hat{0}, +\hat{1}, \hat{2}\rangle$ or $|\pm \hat{1}; \hat{0}, +\hat{1}, -\hat{1}\rangle$ may then mediate second-order processes via the “excited-state” hops defined at the beginning of this section. Thus, they will give rise to single-site pseudospin terms only.

B. Ladder and Square Lattice

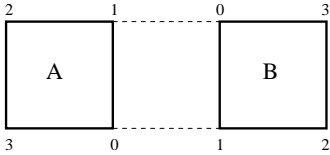


FIG. 4: The two-plaquette unit involved in a second order hopping process for the ladder. Site labels are shown, as used in e.g. (3.2).

In this sub-section, we list down the results of similar calculations for Ladder and Square Lattice cases. For the Ladder, the effective pseudospin Hamiltonian is

$$\begin{aligned} H_{ladder} = \sum_{\alpha} & -\frac{t'^2}{V} \left[P_{\alpha}^z P_{\alpha+1}^z - \frac{1}{2} (P_{\alpha}^+ P_{\alpha+1}^+ + P_{\alpha}^- P_{\alpha+1}^-) \right] \\ & + \frac{t'^2}{2V} \left(\frac{1}{1+x} \right) (P_{\alpha}^y) + const \end{aligned} \quad (3.6)$$

where $x \equiv 2t/V$. To make the symmetry of the above expression clear, we make a simple transformation as follows.

Staggered Pseudospins: Let us define a new set of staggered spin operators \vec{T}_{α} , by switching the definitions of “up” and “down” pseudospin on every other site “B” by a 180° rotation around y -axis. Then,

$$\begin{aligned} P_B^z &\rightarrow -T_B^z; \\ P_B^x &\rightarrow -T_B^x; \\ P_B^y &\rightarrow T_B^y; \\ P_A^{\pm} &\rightarrow T_B^{\mp} \end{aligned} \quad (3.7)$$

while pseudospin operators on sites “A” stay unchanged. This transformation converts Eq. (3.6) to

$$H_{\sigma} = \sum_{\alpha} \left[\frac{t'^2}{V} \left(const(x) + \vec{T}_{\alpha} \cdot \vec{T}_{\alpha+1} \right) + \frac{t'^2}{2V(1+x)} T_{\alpha}^y \right] \quad (3.8)$$

The need for staggering the pseudospin arose out of a technicality. Let’s focus on the effect of one pair of hops connecting two plaquettes: e.g. 1–1 and 2–2 in Fig. 4, and compare it to the pair of hops 1–0 and 0–1 in Fig. 3. (Indeed, to make the tube into a ladder, we could cut the inter-plaquette tube bonds 0–0 and 3–3, alternating with cutting 1–1 and 2–2, down the line, then flattening it out like an accordion-fold.) Most importantly, looking in parallel directions along the adjoining edges, the numbering around the B plaquette has the *opposite* sense from that of Fig. 4. We chose to use the numbering scheme shown so as to keep the clock sense the same on both plaquettes.

Thus common sense combined with the pseudospin dictionary (2.5) explains why the x and z components flip sign, but the y component does not, in (3.7). For example, imagine an interplaquette interaction that favors having fermions at both ends of a weak bond (see Sec. III D, below). We see in that for the tube (Fig. 3) that means (say) fermions take even sites on both plaquettes, but the same thing on the ladder (Fig. 4) means they are even on one plaquette and odd on the other; the difference between even and odd charge-order is a sign flip of the P_x or T_x component. Also, the sign of pseudocurrents (and hence of P_z or T_z) is manifestly flipped when the sense around the plaquette is reversed. On the other hand, if an interaction means that (say) bond-order on the 1–2 bond of one plaquette of the tube (in Fig. 3) repels bond order on the 1–2 bond facing it, i.e. favored antiferromagnetic alignment of the P_y or T_y components, the same thing is true for the 0–1 bonds on the ladder plaquettes (in Fig. 4).

In Eq. (3.8), there is a uniform magnetic field in the pseudospin y direction. We get the single-site terms from the “excited” hops (defined at the start of this section) which are not disallowed for the ladder. This competes with the antiferromagnetic exchange term, having the effect (as usual in antiferromagnets) of a uniaxial anisotropy favoring the xz plane. Hence, the system has the symmetry of an XY model ordering in that plane,

which corresponds [by Eq. (2.5)] to CDW and spontaneous currents. Similar to the tube, having a continuous symmetry in one dimension, it would only have power-law correlations.

Doing the same for the square lattice amounts to extending the result of the ladder calculation to a square lattice. Recalling for the ladder [Eq. (3.8)], the pseudospin Hamiltonian for the two-plaquette unit was

$$H_\sigma = \frac{t'^2}{V} [\text{const}(x) + \vec{T}_A \cdot \vec{T}_B] + \frac{t'^2}{2V} \left(\frac{1}{1+x} \right) (T_A^y + T_B^y) \quad (3.9)$$

The similar result for the perpendicular direction in the plane would be

$$H_\sigma = \frac{t'^2}{V} [\text{const}(x) + \vec{T}_A \cdot \vec{T}_B] - \frac{t'^2}{2V} \left(\frac{1}{1+x} \right) (T_A^y + T_B^y) \quad (3.10)$$

The minus sign for the single-plaquette terms in the second case is because the bond-ordering in the two perpendicular directions are the pseudospin in $+y$ and $-y$ directions respectively (see Fig.2). Hence for the infinite square lattice, we get

$$H_{\text{square}} = \frac{t'^2}{V} \sum_{\langle \alpha, \beta \rangle} [\text{const}(x) + \vec{T}_\alpha \cdot \vec{T}_\beta] \quad (3.11)$$

which is the antiferromagnetic Heisenberg Hamiltonian. Since, the square lattice is two-dimensional, its ground state will possess long range order. Notice that antiferromagnetic tendency of staggered pseudospin implies a ferromagnetic tendency for spontaneous currents in both ladder and the square lattice.

C. Role of Symmetries

Exploring symmetries can lead to a better understanding of the relation between the form of microscopic model and that of the effective Hamiltonian. Our starting fermion Hamiltonian (acting on a two-plaquette unit) had the following symmetries: a) time reversal b) reflection symmetry (flipping the two plaquette upside down). We have only considered models that maintain these symmetries.

1. Consequences of generic symmetries

These symmetries imply specific symmetries in the pseudospin effective Hamiltonian (3.1). (a) The absence of a single-site term \hat{P}^z follows from the microscopic time-reversal symmetry, under which the *pseudocurrent* operator flips sign. (b). The absence of a single-site term \hat{P}^x is due to the transverse reflection symmetry of the two-plaquette unit, under which the *charge-density* operator flips sign.²⁷

The tube and square lattices both have a 4-fold rotation symmetry, too, under which the two bond-order

states (pseudospin $+y$ and $-y$) are equivalent, ergo the \hat{P}^y terms are absent. Moreover, for the most general one-particle spectrum that a single plaquette could have (keeping intact the degeneracy of momentum carrying states, i.e., $+\bar{1}$ and $-\bar{1}$, but lacking particle-hole symmetry), the effective Hamiltonian would still be of form Eq. (3.8), though with different numerical coefficients. On the other hand, the effective Hamiltonian for the ladder generically includes single-site \hat{P}^y terms, since they are not ruled out by any symmetry.

2. Role of lattice symmetry in ladder model

As we just discussed, a four-fold lattice symmetry guarantees certain pseudospin symmetries. In our basic ladder Hamiltonian (2.1), the single-plaquette terms had an “accidental” (non generic) four-fold rotational symmetry not guaranteed by the ladder’s symmetries. If we generalize the ladder model so as to break the fourfold symmetry, what kinds of pseudospin asymmetries are generated?

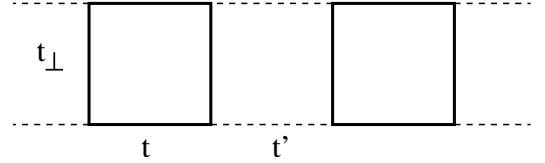


FIG. 5: A ladder without four-fold rotational symmetry around a plaquette.

First we can make the transverse hopping t_\perp within a plaquette different from the longitudinal t (Fig. 5). Then the effective Hamiltonian turns out to be

$$\begin{aligned} H_{\text{ladder}} = & \text{const} + \sum_{\alpha} \left(\frac{t'^2}{2V} \right) \vec{T}_\alpha \cdot \vec{T}_{\alpha+1} \\ & + \left(\frac{t'^2}{2V} \right) \left(\frac{2\Delta t}{(V - 2\bar{t} + \Delta t)(V - 2\bar{t} + 3\Delta t)} \right) T_\alpha^y T_{\alpha+1}^y \\ & + \left(\frac{t'^2}{2(V - 2\bar{t} + 3\Delta t)} + 2\Delta t \right) T_\alpha^y \end{aligned} \quad (3.12)$$

where $\bar{t} \equiv (t + t_\perp)/2$ and $\Delta t \equiv t_\perp - t$. The absence of four-fold symmetry of the hopping around the plaquette leads to a first order field term $+2\Delta t T^y$ and a second-order anisotropic exchange along the T_y (BDW) pseudospin direction for the ladder. The underlying reason for this is that, so long as $t_\parallel = t_\perp$, angular momentum is a good quantum number and in the $m = \pm 1$ single-fermion states, the sites from which fermions can hop differ in phase by $\pm\pi/2$; the upshot is that *angular momentum is conserved* by degenerate hops, even though (in the ladder) it is not conserved by excited-state hops, and thus the exchange terms are isotropic.

Rather than spoil the ladder plaquette’s four-fold symmetry in the hopping terms, which couple to the pseu-

dospin T_y component, we could do it by making *intra*-plaquette interactions unequal, which produce single-pseudospin terms. Making transverse and longitudinal interaction different gives a linear coupling at first-order in perturbation theory to the bond-charge operator $\propto (V_{\parallel} - V_{\perp})T_y$; as before, the time reversal and reflection symmetries forbid linear T_x or T_z terms.²⁸

D. Engineering spontaneous currents by fermion interactions (ladder)

Our study was motivated by the question : Can the microscopic models considered so far exhibit current carrying states spontaneously in their ground state with genuine order in an Ising sense. In the language of the pseudospin mapping [Eq. (2.5)], we want the effective Hamiltonian Eq. (3.1) to give spin order along a particular axis. But as we saw in Subsecs. III A and III B, the natural form of (3.1) had a continuous XY symmetry (corresponding to the currents/charge operators) in the ladder case; in the case of the tube or square lattice, (3.1) had the full three-component rotational symmetry of a Heisenberg magnet. To stabilize any particular kind of order more than the others, we must spoil these unwanted symmetries by anisotropic pseudospin terms having the effect of an Ising-like anisotropy in the desired direction. In this subsection and the next, we continue the preceding one by surveying various generalizations in the fermion Hamiltonian and the pseudospin terms they give rise to, but now motivated by a sort of engineering: rather than just solve for the ground state of a given Hamiltonian, we frankly seek the Hamiltonian which gives the targeted state.

That need not require getting a uniaxial easy- z anisotropy (which – see Subsec. III E 1 and III E 2 – is impossible from the fermion Hamiltonians we admit). Instead, we look for *two* perturbations that combine to *disfavor* the other two directions. Now, since we have (pseudo)spin-1/2, there is no way to get any uniaxial anisotropy from a single-spin term, but a trick is available: given we have antiferromagnetic order, a *uniform* external field perturbation creates an effective easy-plane for the directions normal to the field; this was already used to get xz anisotropy for the ladder case (from the linear T^y term in (3.8)). The other perturbation giving the needed hard- x uniaxial anisotropy must take the form of a pseudospin-pseudospin interaction, coming from the *inter-plaquette* terms of the fermion Hamiltonian.

One natural extension of our model is to add an inter-plaquette nearest-neighbor interaction

$$H' = V'(n_A(1)n_B(0) + n_A(0)n_B(1)) \quad (3.13)$$

We have used the ladder numbering scheme in writing the above expression. Looking at Fig.2, we see how the term (3.13) distinguishes the CDW sector from others, since the operators like $n_A(1)$ depend on the CDW order; on the other hand, it cannot distinguish different CCS

or BDW states, since they have equal fermion densities on all sites. Using Eq. (2.5), we can easily convert the interaction term to pseudospin language and indeed

$$H'_\sigma = V' \left(\frac{1}{2} - \frac{P_A^x P_B^x}{2} \right) = V' \left(\frac{1}{2} + \frac{T_A^x T_B^x}{2} \right) \quad (3.14)$$

We emphasize the above effective interaction (3.14) is *first* order in perturbation theory, and not second order as for the hopping processes earlier in Sec. III. Eq. (3.14) is an adjustment of the J_x pseudospin coupling in (3.1) and thus favors CDW order, either a uniform pattern on each plaquette or an alternating one, depending on the sign and magnitude of V' . An inter-plaquette second nearest-neighbor interaction, i.e. $V''(n_A(0)n_B(0) + n_A(1)n_B(1))$, gives the same result as (3.14) but with a flipped sign for the exchange term.

Thus, we see a route to favoring spontaneous currents for the ladder. An infinitesimal attractive inter-plaquette second nearest-neighbor interaction ($V' < 0$) or repulsive inter-plaquette second nearest-neighbor interaction ($V'' > 0$) will make $J_z > J_x$ and the ground state will have currents spontaneously. For a comparison, we note that in generalized Hubbard models, attractive nearest neighbor interaction was argued to stabilize currents²⁹.

For the tube and square lattice, inter-plaquette interactions can only reduce the antiferromagnetic Heisenberg symmetry to a continuous XY symmetry in currents/BDW plane and do not favor currents exclusively. To do that, we must look to interplaquette hoppings instead.

E. Engineering spontaneous currents by fermion hops (square lattice)

An alternative extension of our model is to add additional inter-plaquette hoppings. As we will see, for the ladder and square lattice, this favors bond (BDW) order by increasing the J_y pseudospin exchange while decreasing J_x and J_z couplings in (3.1). For the tube, inter-plaquette hopping to any distance can never reduce the continuous Heisenberg symmetry due to 4-fold symmetry.

1. Guessing the fermion term?

A short-cut may allow us to quickly find fermion terms yielding a desired inter-plaquette pseudospin Hamiltonian form. Let's extend the notion of "pseudospin" backwards to impute pseudospin to the single-fermion states $|\pm 1\rangle$. Indeed, we can just ignore the other orbitals, since only the "degenerate" hoppings (explained at start of Sec. III) could give us a pseudospin interaction from second-order perturbation theory. Then, we just substitute $\vec{T}_A \rightarrow \sum_{\sigma'\sigma} c_{\sigma'}^\dagger(A) \vec{\tau}_{\sigma'\sigma} c_\sigma(A)$, where $\vec{\tau}_A$ means the usual Pauli matrices. Thus, any coupling $\mathcal{H}_{\text{eff}}^T$ between

(components of) pseudospins \vec{T}_A and \vec{T}_B gets transcribed to a four-fermion term $\mathcal{H}_{\text{eff}}^c$. If we can regroup the four fermion operators so that $\mathcal{H}_{\text{eff}}^c \propto -\hat{\mathcal{H}}'^{\dagger}\hat{\mathcal{H}}'$ where the operator $\hat{\mathcal{H}}'$ hops a fermion from plaquette B to A , then we could take $\hat{\mathcal{H}}'$ to be the inter-plaquette term reducing to $\mathcal{H}_{\text{eff}}^c$ via second-order perturbation theory.

When applied to two plaquettes in a ladder or square lattice (using the site labels of Fig. 4), we get

$$T_A^z T_B^z \rightarrow i(c_{A,1}^{\dagger} c_{A,0} - c_{A,0}^{\dagger} c_{A,1}) \cdot i(c_{B,1}^{\dagger} c_{B,0} - c_{B,0}^{\dagger} c_{B,1}) \quad (3.15)$$

and (for the bond-order component)

$$T_A^y T_B^y \rightarrow (c_{A,1}^{\dagger} c_{A,0} + c_{A,0}^{\dagger} c_{A,1}) \cdot (c_{B,1}^{\dagger} c_{B,0} + c_{B,0}^{\dagger} c_{B,1}) \quad (3.16)$$

Thus,

$$T_A^z T_B^z + T_A^y T_B^y \rightarrow (c_{A,1}^{\dagger} c_{B,0})(c_{A,0} c_{B,1}^{\dagger}) + (A \leftrightarrow B) \quad (3.17)$$

where there was only one of grouping such that the inter-plaquette hops connected nearest neighbors; this is the term we found already. What about the term which would break the degeneracy between bond order and pseudocurrents:

$$-T_A^z T_B^z + T_A^y T_B^y \rightarrow (c_{A,0}^{\dagger} c_{B,0})(c_{A,1} c_{B,1}^{\dagger}) + (A \leftrightarrow B) \quad (3.18)$$

The grouped factors in Eq. (3.18) are diagonal (“ $t'_{\sqrt{2}}$ ”) fermion hops. Unfortunately, the sign of this term is necessarily positive, so it always favors the T_y (bond-order) direction.

2. Fermion hops in general

A more comprehensive study of hops will be profitable for the following reasons: (i) As we are about to show, it reveals that the findings in (3.17) and (3.18) are general for any nearest-neighbor hopping, so that is not a route to the desired order. (ii) Consequently, further-neighbor pseudospin interactions coming from long-distance fermion hops are our last hope to disfavor bond-order in the square lattice, and the general formula guides us to the correct interactions for this purpose (iii) It is the root reason that the ladder and square lattices’ pseudospins needed to be staggered (at the beginning of Sec. III) but not the tube lattice’s.

So imagine a perturbation Hamiltonian containing hops from *any* vertex of one strong plaquette to *any* vertex of another (not necessarily the nearest neighbor). First consider (still) the nearest-neighbor plaquettes, and let $t'_1, t'_{\sqrt{2}}, t'_2$, etc. be (weak) hoppings to sites (in the other plaquette) at distances 1, $\sqrt{2}$, 2 and so on, respectively. Then the exchange part of the two-plaquette effective pseudospin hamiltonian is

$$\begin{aligned} H_{\sigma} &= J_T \vec{T}_A \cdot \vec{T}_B + J_P \vec{P}_A \cdot \vec{P}_B \\ &= (J_T + J_P) P_A^y P_B^y - (J_T - J_P) (P_A^z P_B^z + P_A^x P_B^x) \end{aligned} \quad (3.19)$$

where

$$J_T = (t'_1 - 2t'_{\sqrt{5}} + t'_3)^2 / V > 0, \quad (3.20a)$$

$$J_P = (t'_{\sqrt{2}} - 2t'_2 + t'_{\sqrt{10}})^2 / V > 0 \quad (3.20b)$$

Which term does a given hopping contribute to? First, remember we always need two different hoppings, with endpoints distinct; if they end at the same site on one plaquette, we could not couple to that plaquette’s angular momentum. Then if we orient the two plaquettes such that the two hoppings don’t cross, the exchange coupling relates staggered pseudospins or plain pseudospins depending on whether clock sense on the two plaquettes are same or alternating respectively. E.g., in Fig. 4, the non-crossed hoppings are connecting plaquettes with same clock sense, thus giving rise to staggered pseudospin exchange coupling, i.e. $\vec{T}_A \cdot \vec{T}_B$.

A related observation is that, in the ladder, there is a symmetry under mirror-flipping every second plaquette around the long axis of the ladder, while switching $t'_1 \leftrightarrow t'_{\sqrt{2}}$ and $t'_2 \leftrightarrow t'_{\sqrt{5}}$; Eq. (3.20) shows this switches the \vec{T} and \vec{P} terms.

Inspecting (3.19), we see that so long as we have only crossed or only uncrossed fermion hoppings, the result is isotropic in the (yz) pseudospin plane, so that bond order and currents are degenerate. However, if we start from a mixture of crossed and uncrossed hoppings, the bond-order (y) exchange is always stronger than the currents (z) exchange — and is always antiferromagnetic.

3. Spontaneous currents via anisotropic frustration

Given this last fact, is it possible at all to obtain a pseudospin anisotropy favoring T_z and hence current order over the whole lattice, by coupling more distant units? This is possible, in principle, through *anisotropic frustration*. (It is assumed interactions have somehow already disfavored charge ordering, as discussed in subsubsection IIID.)

Assume the dominant nearest-neighbor hopping is purely t'_1 , as in our original and simplest model. The pseudospin exchange has a continuous symmetry in the yz spin plane, leading to antiferromagnetic order degenerately in any mixture of those components. Now imagine (say) a second-neighbor pseudospin exchange due to mixed kinds of hoppings; by the above arguments, J_{2y} is necessarily antiferromagnetic, and $J_{2y} > |J_{2z}|$. But unlike the nearest-neighbor exchange, the enhanced second-neighbor J_{2y} term *disfavors* bond-order state (being of the wrong sign).

A second-neighbor exchange is allowed on the ladder, using (say) the hops t''_3 and $t''_{\sqrt{10}}$ connecting two plaquettes related by a $[4, 0]$ vector. On the square lattice, the second nearest neighbor has a displacement $[2, 2]$ and this exchange turns out to be symmetry-forbidden. But the square lattice can have the same $[4, 0]$ inter-plaquette

hops as on the ladder, and these finally give our goal: we can favor spontaneous order in the square lattice, albeit with a rather baroque Hamiltonian.

IV. GENERALIZATION TO SPINFULL MODELS

It is natural to ask if we can extend our results to models with spin. In case they can be applied to a real electronic system, and also to make some contact with other works on spontaneous current models. There are two quite different ways to imagine this. First, as worked out in Subsec. IV A, we can simply include an additional spin degree of freedom in the Hamiltonians considered above. Alternately, as worked out in Subsec. IV B we can exactly map a site degree of freedom in one of our spinless models to the spin degree of freedom in a model with half as many of lattice sites (thus keeping constant the the total degrees of freedom.)

A. Adding Spin Degree of Freedom

For this extension of our model, we simply add spin indices in all the terms of (2.1) while conserving the spin, and rerun the calculations of Secs. II and III.

To make the spinfull calculation analogous to what we did, the filling should now be $3/8$. Of the three fermions per plaquette, the first two fill angular momentum zero ($|\bar{0} \uparrow\rangle$ and $|\bar{0} \downarrow\rangle$). The third fermion goes in the degenerate current carrying state, $|\pm \bar{1}\sigma\rangle$. The extended pseudospin representing each plaquette is now the direct product of the same pseudospin degree of freedom, and a real spin \vec{S}_α ³⁰. Also, the interaction term in Eq. (2.1b) has to be augmented to include an onsite interaction term (U) equal in strength to the offsite interaction terms (V) so that the multi-fermion eigenstates still remain direct products of single-fermion orbitals.

Here are the results for each case:

Spinfull Tube :

$$H_{eff} = \left(\frac{2t'^2}{V}\right) \sum_{\alpha} \left[(\vec{P}_{\alpha} \cdot \vec{P}_{\alpha+1}) + (\vec{S}_{\alpha} \cdot \vec{S}_{\alpha+1}) + 4(\vec{P}_{\alpha} \cdot \vec{P}_{\alpha+1})(\vec{S}_{\alpha} \cdot \vec{S}_{\alpha+1}) \right] \quad (4.1)$$

Spinfull Ladder :

$$H_{eff} = \left(\frac{t'^2}{2V}\right) \sum_{\alpha} \left[\left(\frac{1}{2}\right) \vec{T}_{\alpha} \cdot \vec{T}_{\alpha+1} + (\vec{T}_{\alpha} \cdot \vec{T}_{\alpha+1})(\vec{S}_{\alpha} \cdot \vec{S}_{\alpha+1}) - \left(\frac{1}{1+x}\right) T_{\alpha}^y \right] \quad (4.2)$$

Spinfull Square Lattice :

$$H_{eff} = \left(\frac{t'^2}{2V}\right) \sum_{\langle\alpha,\beta\rangle} \left[\left(\frac{1}{2}\right) \vec{T}_{\alpha} \cdot \vec{T}_{\beta} + (\vec{T}_{\alpha} \cdot \vec{T}_{\beta})(\vec{S}_{\alpha} \cdot \vec{S}_{\beta}) \right] \quad (4.3)$$

Thus the effective Hamiltonians have a form like the Kugel-Khomskii Hamiltonian³¹ for cubic titanates describing spin and orbital superexchange interactions between d^1 ions having threefold degenerate t_{2g} orbitals.

The result (4.1) for the tube case is proportional (modulo a constant) to $(\frac{1}{2} + 2\vec{P}_{\alpha} \cdot \vec{P}_{\alpha+1}) (\frac{1}{2} + 2\vec{S}_{\alpha} \cdot \vec{S}_{\alpha+1})$ which is the $SU(4)$ symmetric Kugel-Khomskii model³². For the tube, the interaction terms are just “degenerate” hops of Sec. III; they conserve spin as well as pseudospin. Actually, they conserve a combined flavor which includes both the spin and the pseudospin. Hence, the effective Hamiltonian possesses an $SU(4)$ symmetry in which there is no distinction between the four combined flavors the hopping fermion might carry. The interesting behavior of such $SU(4)$ chains is discussed in Ref. 32; in terms of the original fermions, it obviously corresponds to a high degeneracy between many kinds of order.

For the ladder and square lattice cases, the “degenerate” hops do not conserve the combined flavor thereby reducing the $SU(4)$ symmetry to only $SU(2) \times SU(2)$ for the exchange terms. What kind of order do these lattices have? Notice that the spin-pseudospin cross-terms tend to favor ferromagnetic order in one kind and antiferromagnetic order in the other. Since we also have a pseudospin antiferromagnetic exchange but no real spin exchange, the expected order is always *ferromagnetic* for the real spins³³. Then the pseudospin order is the same as in a spinless model; in effect, the system spontaneously becomes spinless by polarizing in one spin flavor.

We compare our results to that of³⁵, in which a Hubbard model with a similar pattern of strong and weak plaquettes (t and t') with just an onsite interaction term was studied on a square lattice. Yao *et al* found a host of different phases for different values of the onsite interaction including a Fermi Liquid, a d -BEC, a d -CDW, a d -BCS, a spin-1/2 antiferromagnet, a spin-3/2 antiferromagnet and an “orbital nematic” phase at $3/8$ filling, which is equivalent to one doped hole, with respect to half filling, on each plaquette (“ $Q_h = 1$ ” or “ $x = 1/4$ ” in their notation). In their model, it is only in the parameter regime $U_c \simeq 4.6t < U < U_t \simeq 18.6t$ that their single-plaquette states are filled like ours and admit the possibility for currents³⁴. Then, the single-plaquette states are characterised by spin-1/2 as well as a pseudospin-1/2 (called chirality τ_z by Ref. 35, and having “ $p_x \pm ip_y$ ” symmetry i.e. our angular momentum $|\pm \bar{1}\rangle$.)

They do not discuss the possibilities of orbital currents explicitly in the above mentioned regime, but implicit in their result are the anisotropies in the pseudospin exchange terms which is interesting (See Eq. (4) and (6) of³⁵). They state that, in the regime $U_c < U < U_n \simeq 7.3$,

the system becomes a spin-1/2 antiferromagnet with electron nematic order (same as our BDW), while in $U_n < U < U_t$, there is no nematic ordering. Perhaps, there are spontaneous currents in this regime. However, they do not discuss the origin of the pseudospin anisotropies. It is all the more perplexing to us, given our experience that one set of “degenerate” hops taking part in the second-order perturbation theory can only give rise to isotropic exchange.

B. The Nersesyan Map

As first proposed by Nersesyan¹⁹, a spinfull model on any lattice can be mapped to a spinless model on a doubled version of that lattice (its direct product by $\{1, 2\}$.) Each pair of sites in the spinless model represents respectively the spin-up and spin-down occupation. Thus, a spinless ladder maps to a spinfull chain (or vice versa), such that the leg index maps to the spin index. (We shall call this a “rung spin” to distinguish it from the real spin of Sec. IV A and the pseudospin of all the earlier sections.) Hamiltonian terms acting on a single rung of the ladder will be mapped to single-site terms on the chain, while terms along the ladder’s leg map to terms along the chain’s leg. We exhibit examples of the map in both directions.

In fact, since our plaquette is built from two rungs, each plaquette pseudospin operator \vec{P}_i corresponds to two neighboring rung spin operators as shown below. Consider the fermion basis states on each rung j that have nonzero pseudocurrents, namely

$$|\phi_{j+}\rangle \equiv (|j, 1\rangle + i|j, 2\rangle)/\sqrt{2}, \quad (4.4a)$$

$$|\phi_{j-}\rangle \equiv (|j, 1\rangle - i|j, 2\rangle)/\sqrt{2}. \quad (4.4b)$$

The \pm label in (4.4) is a rung pseudospin index defining the z -axes for rung pseudospin \vec{S}'_j aligned with that of the plaquette pseudospin such that

$$\vec{S}'_{2j} = (P_j^x, P_j^y, P_j^z) \quad (4.5a)$$

$$\vec{S}'_{2j+1} = (-P_j^x, P_j^y, -P_j^z) \quad (4.5b)$$

On the other hand, Nersesyan’s rung spins (we call \vec{S} keeping in mind the difference from the previous section) are related to our rung spins \vec{S}' via (See Eq. 3-5 of¹⁹)

$$S_j^x = (-1)^j S_j'^y \quad (4.6a)$$

$$S_j^y = (-1)^j S_j'^x \quad (4.6b)$$

$$S_j^z = (-1)^j S_j'^z \quad (4.6c)$$

Notice that the definition of Nersesyan’s rung spins is staggered compared to ours. Nersesyan used a “canted” rung spin basis to make manifest the staggered nature of charge/spin densities in CDWs and Spin Density Waves (SDW) for a spin-1/2 Hubbard chain. We will

write rung spins using the Nersesyan basis from now on. Using (4.6), we can re-use the results of Sec. III to figure out what a given fermion perturbation projects to in terms of Nersesyan pseudospins.

We shall return to apply the Nersesyan map in Sec. V B.

1. Spinless ladder to spinfull chain

In particular, our basic Hamiltonian for the spinless ladder [see Eq. (2.1)] gets mapped to a chain of alternating strong and weak bonds (“sf” here distinguishes the spinfull model parameters):

$$\begin{aligned} \mathcal{H} \equiv & - \sum_{i,\sigma} t_{i,i+1}^{\text{sf}} [c_{i\sigma}^\dagger c_{i+1,\sigma} + h.c.] \\ & + U^{\text{sf}} \sum_i \hat{n}_{i\uparrow} \hat{n}_{i\downarrow} - h_x^{\text{sf}} \sum_i S_i^x + \sum_i V_{i,i+1}^{\text{sf}} \hat{n}_i \hat{n}_{i+1} \end{aligned}$$

with $h_x^{\text{sf}} = t$, $U^{\text{sf}} = V$; we get $t_{i,i+1}^{\text{sf}} = t$ or t' , and $V_{i,i+1}^{\text{sf}} = V$ or 0, respectively for strong or weak bonds $(i, i+1)$. Thus our spinfull chain includes the usual hopping and interaction a nearest neighbor interaction and a field term along x in spin-space or a single-site spin flip term. This kind of spin mapping will map spontaneous current states to spin current states with canted site-spin expectations, CDW to SDW, and BDW to an equivalent BDW/paramagnet as one may readily verify. The advantage of this kind of mapping is that we may carry known results from spinfull models to spinless models or vice versa.

2. Spinfull ladder to spinless tube

Tsuchiizu and Furusaki³⁶ presented a spinfull ladder model which had a spontaneous current phase. Their Hamiltonian included the following kinds of parameters: Two hoppings (longitudinal $t_{\parallel}^{\text{sf}}$ and rung t_{\perp}^{sf}); an on-site Hubbard repulsion U^{sf} ; three neighbor repulsions (ladder $V_{\parallel}^{\text{sf}}$, rung V_{\perp}^{sf} , and second-neighbor $V^{\text{sf}'}\rangle$; a spin exchange J_{\perp}^{sf} , acting across a rung; and, last but not least, a correlated hopping or ring exchange $t_{\text{pair}}^{\text{sf}}$, which takes two electrons from one site to the other site on the same rung.

Under the “Nersesyan map”, their model corresponds to a kind of “tube” model with spinless fermions, but of course lacking the 4-fold symmetry of our tube model. Their repulsions V_{\perp}^{sf} and U^{sf} , as well as the zz term of the exchange interaction, map to various on-plaquette repulsions like out V ; while their V_{\perp}^{sf} and $V^{\text{sf}'}$ map to combinations of inter-plaquette interactions in the spinless model, including (but not limited to) our V' . Their $t_{\parallel}^{\text{sf}}$ is the same as our inter-plaquette hopping t' , but their rung hopping t_{\perp}^{sf} corresponds to hopping on only two edges of the plaquette in the spinless model. (An

x -oriented magnetic field – not included in their model – would have mapped to spinless hopping on the plaquette’s other edges.) Finally, their spin-exchange J_{\perp}^{sf} and correlated hop $t_{\text{pair}}^{\text{sf}}$ both map to correlated (two-fermion) hops, like no term in our models: the xy component terms of J_{\perp}^{sf} would correspond to two diagonal spinless fermions on one plaquette moving to the opposite diagonal, while $t_{\text{pair}}^{\text{sf}}$ takes two adjacent fermions on one side of a plaquette and moves them to the two opposite sites.

The strong coupling approach of Ref.³⁶ corresponds exactly to our separation of “weak” and “strong” plaquettes. Their state with spontaneous (pseudo)currents is somewhat disappointing, as the return current depends on their pair hopping term. (Of course, in this limit that all inter-rung couplings go to zero, it would not be possible to have a genuine current involving two sites, since conservation requires a loop for it to circulate around.)

Schöllwock *et al*³⁷ exhibited a simpler spinfull ladder which was shown numerically to have a spontaneous-current phase. They have just one hopping parameter $t_{\perp}^{\text{sf}} = t_{\parallel}^{\text{sf}} = t^{\text{sf}}$ (thus they could not access the strong-coupling limit of small $t_{\parallel}^{\text{sf}}$). They also have Hubbard U , exchange J_{\perp}^{sf} , and repulsion V_{\perp}^{sf} . In the special case that $J^{\text{sf}}/4 = U^{\text{sf}} - V_{\perp}^{\text{sf}}$, this maps to a tube model with fourfold symmetry (this is *not* the same special point $J^{\text{sf}}/4 = U^{\text{sf}} + V_{\perp}^{\text{sf}}$, which had $SO(5)$ symmetry³⁷). The mapped spinless model would also have the same correlated hop of diagonal pairs as Ref. 36.

V. TOWARDS UNIFORM SPINLESS MODELS

Our hope was that if we can find a strong-coupling model that has spontaneous currents, perhaps it can be adiabatically continued to a translationally invariant model that does not distinguish the Hamiltonian terms on weak and strong plaquettes. There are two preconditions to even consider this:

- (i) The symmetry pattern of order should be consistent with a uniform order. Below, in subsec. V A, we verify this for our models.
- (ii) The “weak” and “strong” terms in the Hamiltonian should have the same form, differing only by the size of the coefficient. That is easy enough to manage, even if we adhere to the somewhat unnatural interaction term (2.1b), with the nearest- and second-neighbor strengths made equal for convenience. If that equality is carried over to the inter-plaquette terms, it is actually beneficial since it cancels a term favoring CDW ordering [see Eq. (3.14)]

There is one further challenge: having conjectured a Hamiltonian favoring current ordering, how could we verify that? We need some family of variational wavefunctions that would (ideally) be definable for all the interpolating Hamiltonians from strong coupling to uniform, and

where the variational parameters allow any value of the spontaneous-current order parameter. (The best model of such a calculation is the recent work of Ref. 8.) In the case of the spinless ladder models, such a correspondence was already worked out by Nersesyan¹⁹ and is elaborated below in Sec. V B.

A. Inter-plaquette Spontaneous currents

Previously, we saw that at least for the ladder, the ground state could exhibit spontaneous currents by producing anisotropy along that sector. Such a symmetry-broken state has spontaneous current expectations not only on the strong plaquettes, but also on the weak bonds connecting them. Depending on the symmetry of this pattern, it may be possible to adiabatically connect to a state in which the strong/weak distinction goes away and the current expectations have equal strength on all bonds.

Current expectations on Weak Bonds: For the weak bonds, the required pseudo-current operator is $\hat{I}_{\text{weak}} = i[c_{Ai}^{\dagger}c_{Bj} - c_{Bj}^{\dagger}c_{Ai}]$ where $i - j$ is a weak bond. We again use the canonical transformation recipe, (A2) from the appendix, but now for the purpose of deriving an expectation rather than a Hamiltonian term. The pseudo-current operator for the weak bonds projects, in pseudospin language, to

$$\begin{aligned} \hat{I}_{\text{weak}} &= -\frac{t'}{2(2t+V)} \left(|2+; 2+\rangle \langle 2+; 2+| - \right. \\ &\quad \left. |2-; 2-\rangle \langle 2-; 2-| \right) \\ &= -\frac{t'}{2(2t+V)} (P_A^z + P_B^z) \\ &= -\frac{t'}{2(2t+V)} (T_A^z - T_B^z) \end{aligned} \quad (5.1)$$

Thus, in the ladder or square lattice where P_z tends to be uniform, i.e. T_z is staggered, we see the (pseudo)currents in weak bonds are proportional to those in the adjoining strong bonds: both kinds of current must have the same degree of order. However, in the tube lattice, the weak bond currents are zero. That must be true to all orders on grounds of symmetry. (Reflection in the plane of a strong plaquette reverses the sense of currents on weak plaquettes but not on strong ones.)

Since the pseudospin operator for the strong bond is just $+\hat{P}^z/2$ [Eq. 2.5], the weak-bond and strong-bond currents have *opposite* directions (Fig. 6), which is the same pattern as the d -density wave state⁵. Thus, this pattern is consistent with a ddw-like state if we could analytically continue our model to a uniform one.

B. Uniform model

This is *not* the same as our pseudospin map of Sec. II B.

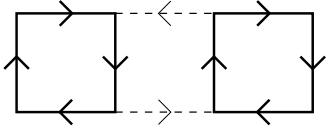


FIG. 6: The orbital current pattern in $|2+; 2+\rangle$ state.

Can one of our strong-coupling models be connected to a uniform one, in which the distinction of strong and weak bond vanishes? We found the Nersesyan map [Sec. IV B] was the key to guessing a Hamiltonian that has a spontaneous-current ground state. The spinless model's pseudocurrent order maps (as we show shortly) to a certain spin order in the spinful model. One need only invent a *uniform* spin Hamiltonian giving the desired order, and such that it maps to a plausible Hamiltonian of the spinless fermions. The only limitation is that the resulting spinless model is built from site pairs: it lends itself to ladders, or bilayers, but not to (say) the fourfold symmetric square lattice.

The Nersesyan approach is an existence proof that if we get spontaneous current order in a simple, local, strong-coupling model, the adiabatic extension can work all the way to the uniform case. If we could find an analogous starting point on the square lattice, that result would make the corresponding extension more plausible; unfortunately (Sec. V B 1) we could not find such a starting point.

Concerning the certain spin order mentioned above, consider a strong plaquette in our ladder with angular momentum $+1$ which has spontaneous pseudocurrents on its rungs and leg bonds. It maps to a pair of sites on the spinful chain with Nersesyan spin expectations

$$\langle \vec{S}_j \rangle \propto (1, (-1)^j, 0) \quad (5.2)$$

which corresponds correctly to a non-zero $\langle P_j^z \rangle = 1$ (See Eq. (4.5) and Eq. (4.6)). The uniform S_x component is not surprising, as every spinless ladder we consider includes a rung hopping which becomes an x transverse field under Nersesyan's map.

The pseudocurrent along a rung, I_i^\perp , maps to S_y , corresponding to the alternating y component. What about the pseudocurrents along the legs? Let's define a difference between the two sides,

$$I_i^\parallel \equiv I_{(i,1) \rightarrow (i+1,1)} - I_{(i,2) \rightarrow (i+1,2)}. \quad (5.3)$$

Of course, in the expected state, opposite sides have opposite currents, so this also has a nonzero expectation. Evidently, this simply maps to the z component of *spin current* from $i \rightarrow i+1$, $I_{i \rightarrow i+1}^S$. Indeed, in spin models with an isotropic Hamiltonian (and also here), spin current goes with the twist between noncollinear spins, $\vec{I}_{i \rightarrow j} \propto \mathbf{S}_i \times \mathbf{S}_j$ and indeed, the staggering of rung-spin directions in (5.2) does give the requisite nonzero (and alternating) $(\mathbf{S}_i \times \mathbf{S}_{i+1})_z$ component.

Now we see a simple route to a *uniform* model having spontaneous currents: simply find a uniform Hamiltonian for a spin-1/2 chain, having a ground state with the above staggered spin canting. The simplest realization (from the spin chain viewpoint) would be an antiferromagnetic chain with (i) an S_x field, so the spins will cant transverse to it – recall this is a simple transverse hopping in the spinless model; plus (ii) a small anisotropy in the antiferromagnetic exchange, such that the S_y axis is easier than S_z ; this ensures the canting happens in the y direction. The problem with following this route literally is ingredient (ii): S_x - S_x or S_y - S_y spin couplings correspond, in the spinless model, to two-fermion pair correlated hops in a plaquette, which we did not want to include. Conversely, this nicely illustrates why correlated hopping is conducive to the existence of spontaneous currents⁴!

The scenario of the previous paragraph can be achieved, instead, with the following adjustment of the Hamiltonian: in place of a spin chain, take a *Hubbard* chain with a transverse x field h_x^{sf} , as above, plus a small *ferromagnetic* coupling J_z^{sf} of neighboring S^z components. A strong Hubbard on-site repulsion U^{sf} provides the effective antiferromagnet exchange at order $(t^{\text{sf}})^2/U^{\text{sf}}$, in the standard fashion. Via the Nersesyan map (see Eq. (4.5) and (4.6)), we realise that: 1) the transverse field suppressing spin ordering in x direction maps to a term suppressing of BDW in the spinless ladder, 2) the small ferromagnetic z coupling suppressing spin ordering in z direction (by reducing the strength of z antiferromagnetic exchange) maps to a term suppressing CDW in the spinless ladder, and finally 3) due to the aforesaid suppressions, stabilization of spin order in the y component maps to orbital currents for the spinless ladder.

In the spinless language, the Hubbard U^{sf} and $-J_z^{\text{sf}} S_i^z S_{i+1}^z$ interactions just map, respectively, to nearest-neighbor interactions along the rungs and legs (repulsive V_\perp and attractive V_\parallel). The Hubbard hopping t^{sf} and the transverse field h_x^{sf} just map, respectively, to hoppings along the rungs and legs (our t_\perp and t_\parallel). The half filling we adopted for the spinless model corresponds to half filling in the Hubbard model. Unlike all spinless models we previously mentioned, this model is a uniform ladder with *no weak and strong plaquettes*.

The above paragraph is essentially a rediscovery of Nersesyan's ladder model, Eq. (1) of¹⁹. In particular, our key ingredient – making V_\parallel attractive while V_\perp repulsive and zero $V_{\sqrt{2}}$ – is essentially the same as Nersesyan's recipe, which is that $V_{\sqrt{2}} - V_\parallel > 0$. It is interesting to note these chains have fractionalized excitations, domain walls carrying 1/2 fermion charge²⁰, corresponding to spinons in the spin model.

1. Extension to the square lattice?

The same mapping can be used in one dimension higher, to build a spinless spontaneous-current state on

a bilayer from a Hubbard model on a square lattice²¹ (or any bipartite lattice). A *spinfull* model with plausible interactions on that same lattice was known earlier³⁸ that exhibits spontaneous currents. That model’s Hamiltonian is similar to the Schollwöck *et al* ladder³⁷ we described above, in one dimension higher, and is similarly engineered to have an SO(5) symmetric point. (A minor difference is their “rung” (interlayer) hopping t_{\perp}^{sf} may differ from the in-layer hopping $t_{\parallel}^{\text{sf}}$.) All their interaction terms – U^{sf} , V_{\perp}^{sf} , and (isotropic) exchange J_{\perp}^{sf} – act only on rungs. Thus, the main qualitative difference our model differs (apart from spin, of course) is our in-layer repulsion term V_{\parallel} . The (conjectured) order in our bilayer model is the same alternating pattern of currents as in their model (Fig. 1 of Ref. 38).

Unfortunately, this does not work for the plain square lattice, for two reasons³⁹. Firstly, the best we could manage for a Hamiltonian (Sec. III E 3) depended on t''_3 and $t''_{\sqrt{10}}$ hoppings to a third neighbor plaquette, while the much shorter hoppings entering (3.20b) must be negligible. Not only are those absurdly distant neighbors to have a meaningful hopping: once we make the lattice uniform, we must also include t'_3 and $t'_{\sqrt{10}}$ of the same separations as t''_3 and $t''_{\sqrt{10}}$ but coupling *nearest* neighbor plaquettes and creating the undesired un-frustrated anisotropy (3.20b). Secondly, we cannot be guided by Nersesyan’s map, as it demands that sites come in *pairs*.

Although, it seems difficult to obtain currents order in a uniform square lattice, the terms which worked in the ladder would still be effective in a rectangular lattice. That suggests one possibility to obtain spontaneous currents as a symmetry breaking. Notice that a *uniform* bond order, i.e. the state currently called “electron nematic”²⁵ reduces the system to rectangular symmetry, making $t_{\parallel} \neq t_{\perp}$ heuristically (See Sec. III C 2). Thus, spontaneous currents could be parasitic on electron nematic order. This is a not a linear coupling of the two order parameters; it would be a second Ising-like transition, to a state breaking $Z_2 \times Z_2$ symmetry.

VI. DISCUSSION

The central aim of this paper was to investigate the possibilities of a lattice model *manifestly* displaying spontaneous currents in its ground state. Among our models, containing standard hopping and interaction terms, it was fairly difficult to stabilize only the spontaneous-current state. Frequently, there was a remnant continuous symmetry leading to an arbitrary mixing with one of the competing orders; and most perturbations which could break that degeneracy tended to favor the competing order. Something similar also happens in some spinfull models meant to address the possibility of spontaneous currents in a realistic system, e.g. the relation²⁶ of “d-density wave” current order and “electron-nematic” order (related to our “bond order”).

We did show that rather contrived and unappealing

fermion interaction or hopping terms could be used to stabilize currents, but it seems highly unlikely that those kinds of processes are at work in real materials. We suggest our finding may be related to the rarity of solids in nature having spontaneous currents in their ground state³⁹.

A. Summary

The central results of this paper are as follows. We emphasize first that our microscopic Hamiltonian was limited to (mainly spinless) models with interactions and one-fermion hopping terms. We did not explore the possibilities of correlated hopping, which were already known to be conducive to the “d-density-wave” current order^{4,36}. Ultimately such terms come microscopically from higher-order processes in fermion hops; thus, within our picture, related terms might be accessed by expanding our canonical transformation (Sec. III and Appendix A) to higher orders, producing effective interactions with higher powers of pseudospin.

We showed that by tuning the parameters and the underlying geometry of a toy spinless Hamiltonian, we can make a system acquire spontaneous currents, charge or bond order. The crucial ingredient of our analysis was the pseudospin mapping (Sec II B) and degenerate second-order perturbation theory (Appendix A). We saw that bond ordering is naturally disfavored in ladders (Sec III B); while, for tube and square lattice, the ground state can acquire possibly coexisting charge, bond or current order in a symmetry breaking fashion (Sec III A and III B). Since, the tube is quasi one dimensional, the correlation will actually be power laws; but for the square lattice, we will have true long range order. Furthermore, the pattern of currents corresponding to the spontaneous currents carrying ground state is same as the d-density wave state (Sec. V A). The Nersesyan map provided a way to extend our strong-coupling result to that of a uniform case for the ladder (Sec V B).

B. Relation to three-band model and other real systems

The current contact of our topic with real systems is in the three-band model of cuprates^{3,15}. A recent paper⁷ argued (by mapping to a 2-channel Luttinger liquid and then analytic perturbation) that a ladder version of the three-band model of cuprates has long-range order with a current pattern similar to Varma’s state. This claim was brought into question by a subsequent DMRG calculation⁴⁰ on the same model: the current-current correlations were seen (numerically) to decay with a power law. But that, of course, indicates the presence of gapless excitations, like the Goldstone mode of a continuous symmetry; it would *not* be expected for the Ising-like symmetry of a (pseudo)current operator, unless the system

is accidentally at a critical point.

In our spinless model, it was easy enough to get current order degenerate with bond-density order, or to stabilize the latter, but quite hard to stabilize just current order. Could this be going in the ladder system of Refs. 7 and 40, in which the current operator is just one component of a larger order parameter with XY symmetry? We warn, however, that our results also suggest that ladders (applied as an approach to square lattice models³⁷) are plain deceptive. The key terms stabilizing currents depended on the very anisotropy of the ladder.

For that reason, it is interesting that Ref. 8 do claim to obtain currents in a variational and truly two-dimensional calculation. So far, there is no clear picture of which interactions are crucial to causing the order. A strong-coupling caricature of the three-band lattice (or ladder) in the spirit of our models might illuminate this point.

Acknowledgments

C.L.H. thanks S.-A. Cheong, D. I. Khomski, U. Hizi, M. Troyer, G. Kotliar, and J. B. Marston for discussions. This work was supported by NSF grant DMR-0552461.

APPENDIX A: CANONICAL TRANSFORMATION

Since we use the method of Canonical Transformation for our calculations, here is a very brief summary of the

method and the results that are used. Say that \mathcal{H}^0 represents the strong-coupling limit, which is assumed to have eigenenergies $\{E_\alpha\}$ with a large ground state degeneracy, which however is split by a small perturbation \mathcal{H}' (that has no matrix elements between degenerate states of \mathcal{H}^0). We desire to project our problem onto the ground-state (“zero”) subspace of \mathcal{H}^0 . The usual way to accomplish this is canonical transformation: let $\tilde{\mathcal{H}} \equiv e^{i\mathcal{S}}\mathcal{H}e^{-i\mathcal{S}}$, where we require $\tilde{\mathcal{H}}_{\alpha\beta} = 0$ for any matrix element connecting the zero subspace to other states; then, we can restrict our Hilbert space to the span of $e^{i\mathcal{S}}|\alpha\rangle$, where $|\alpha\rangle$ was one of the ground states.

To lowest order in \mathcal{H}' , the standard canonical transformation is given by $\mathcal{S}_{\alpha\beta} \equiv 0$ when states α and β are degenerate, and $\mathcal{S}_{\alpha\beta} \equiv i\mathcal{H}'_{\alpha\beta}/(E_\beta - E_\alpha)$ otherwise. Then the effective Hamiltonian is given by $\tilde{\mathcal{H}} = \mathcal{H} + \delta\mathcal{H}$, where

$$\delta\mathcal{H}_{\alpha\beta} \equiv -\frac{1}{2} \sum_{\gamma} \left(\frac{1}{E_\gamma - E_\alpha} + \frac{1}{E_\gamma - E_\beta} \right) \mathcal{H}'_{\alpha\gamma} \mathcal{H}'_{\gamma\beta} \quad (\text{A1})$$

is the *off-diagonal* second-order perturbation correction. Similarly, an operator \mathcal{O} is transformed to $\tilde{\mathcal{O}} = \mathcal{O} + \delta\mathcal{O}$, where (to lowest order)

$$\delta\mathcal{O}_{\alpha\beta} \equiv i \sum_{\lambda} \left(\frac{\mathcal{H}'_{\alpha\lambda} \mathcal{O}_{\lambda\beta}}{E_\lambda - E_\alpha} - \frac{\mathcal{O}_{\alpha\lambda} \mathcal{H}'_{\lambda\beta}}{E_\lambda - E_\beta} \right). \quad (\text{A2})$$

For our problem, $\mathcal{H}^{\text{hop}} + \mathcal{H}^V$ is the strong coupling limit and \mathcal{H}' is the small perturbation.

-
- ¹ B. I. Halperin and T. M. Rice, in *Solid State Physics*, ed. F. Seitz, D. Turnbull, and H. Ehrenreich, (Academic, New York, 1968), vol. 21, p. 115.
 - ² H.J. Schulz, *Phys. Rev. B* 39, 2940 (1989).
 - ³ C. M. Varma, *Phys. Rev. B* 55, 14554 (1997); *Phys. Rev. Lett.* 83, 3538 (1999).
 - ⁴ C. Nayak, *Phys. Rev. B* 62, 4880 (2000).
 - ⁵ S. Chakravarty, R. B. Laughlin, D. K. Morr, and C. Nayak, *Phys. Rev. B* 63, 094503 (2001).
 - ⁶ A. Macridin, M. Jarrell, and T. Maier, *Phys. Rev. B* 70, 113105 (2004).
 - ⁷ P. Chudzinski, M. Gabay, and T. Giamarchi, *Phys. Rev. B* 76, 161101(R) (2007).
 - ⁸ C. Weber, A. Läuchli, F. Mila, and T. Giamarchi, arXiv:0803.3983
 - ⁹ T. Dombre and G. Kotliar, *Phys. Rev. B*, 39, 855 (1989).
 - ¹⁰ I. Affleck and J.B. Marston, *Phys. Rev. B* 37, 3774 (1988); J.B. Marston and I. Affleck, *ibid.* 39, 11538 (1989); T.C. Hsu, J.B. Marston, and I. Affleck, *ibid.* 43, 2866 (1991)
 - ¹¹ D. A. Ivanov, P. A. Lee, and X.-G. Wen, *Phys. Rev. Lett.* 84, 3958 - 3961 (2000)
 - ¹² D. A. Ivanov and P. A. Lee, *Phys. Rev. B* 68, 132501 (2003)
 - ¹³ C. Weber, D. Poilblanc, S. Capponi, F. Mila, and C. Jaudet, *Phys. Rev. B* 74, 104506 (2006).
 - ¹⁴ M. Raczkowski, D. Poilblanc, R. Frésard, and A. M. Oleś, *Phys. Rev. B* 75, 094505 (2007)
 - ¹⁵ M.E. Simon and C.M. Varma, *Phys. Rev. Lett.* 89, 247003 (2002)
 - ¹⁶ A. Kaminski et al., *Nature* 416, 610 (2002)
 - ¹⁷ B. Fauqué *et al.*, *Phys. Rev. Lett.* 96, 197001 (2006).
 - ¹⁸ L.N. Bulaevskii, C.D. Batista, M. V. Mostovoy, and D. I. Khomskii, *Phys. Rev. B* 78, 024402 (2008). see also I. Martin and C. D. Batista, *Phys. Rev. Lett.* 101, 156402 (2008).
 - ¹⁹ A. A. Nersesyan, *Phys. Lett. A* 153, 49-54 (1991); A. A. Nersesyan, A. Luther, and F. V. Kusmartsev, *Phys. Lett. A* 176, 363-370 (1993)
 - ²⁰ B. N. Narozhny, S. T. Carr, and A. A. Nersesyan, *Phys. Rev. B* 71, 161101(R) (2005); S. T. Carr, B. N. Narozhny, and A. A. Nersesyan, *Phys. Rev. B* 73, 195114 (2006).
 - ²¹ A. K. Kolezhuk, *Phys. Rev. Lett.* 99, 020405 (2007).
 - ²² F. Mila, *Phys. Rev. Lett.* 81, 2356 (1998).
 - ²³ W.-F. Tsai and S. A. Kivelson, *Phys. Rev. B* 73, 214510 (2006).
 - ²⁴ The convenience of factoring out the on-plaquette interaction was the motivation for our unrealistic form of interaction, Eq. (2.1b).
 - ²⁵ V. Oganesyan, S. A. Kivelson, and E. Fradkin, *Phys. Rev.*

- B 64, 195109 (2001)
- ²⁶ H-Y Kim, H. Doh, and T. Grzesiak, J. Phys.: Condens. Matter 20, 255248 (2008).
- ²⁷ Particle-hole symmetry may also be invoked, but the reflection symmetry is more general: a \hat{P}^x term is absent even when there is no particle-hole symmetry.
- ²⁸ Making the second-neighbor interaction V_2 different from the others (which is generic even on a square lattice) would seem to favor CDW order as described by *quadratic* term, $\propto T_x^2$; but of course for spin-1/2, this is just a constant.
- ²⁹ Tudor D. Stanescu and Philip Phillips, Phys. Rev. B, 64, 220509(R) (2001).
- ³⁰ A filling 5/8 (related by a particle/hole symmetry) would behave similarly. We have not addressed filling 1/2, a new and also interesting story; reminiscent of d^2 filled orbitals, it would admit *e.g.* Hund's-rule-like couplings.
- ³¹ K. I. Kugel and D. I. Khomskii, Sov. Phys.-JETP 37, 725 (1973); K. I. Kugel and D. I. Khomskii, Sov. Phys. Usp. 25, 231 (1982).
- ³² Y. Q. Li, M. Ma, D. N. Shi, and F. C. Zhang, Phys. Rev. Lett. 81, 3527 (1998); B. Frischmuth, F. Mila, and M. Troyer, Phys. Rev. Lett. 82, 835 (1999).
- ³³ To analyze these cases more formally, we could adapt the self-consistent approach of Ref. 35: take the expectations of the \vec{T}_i operators to create an effective spin-chain Hamiltonian for the \vec{S}_i operators, and vice versa.
- ³⁴ Below U_c , uniform occupation of the plaquette [see end of Sec. II A] breaks down; above U_t the angular momentum 0 state is no longer double-filled due to a Hund's rule-like coupling.
- ³⁵ H. Yao, W.-F. Tsai, and S. A. Kivelson, Phys. Rev. B. 76, 161104(R) (2007).
- ³⁶ M. Tsuchiizu and A. Furusaki, Phys. Rev. B 66, 245106 (2002).
- ³⁷ U. Schollwöck, S. Chakravarty, J. O. Fjærestad, J. B. Marston, and M. Troyer, Phys. Rev. Lett. 90, 186401 (2003); J. O. Fjærestad, J. B. Marston, and U. Schollwöck, Ann. Phys. 321, 894 (2006)
- ³⁸ S. Capponi, C. Wu, and S.-C. Zhang, Phys. Rev. B 70, 220505(R) (2004).
- ³⁹ Very recently, K. Sun (personal communication) has proposed a stabilization of spontaneous currents on a “checkerboard” lattice (with square symmetry) from a weak-coupling viewpoint; see K. Sun and E. Fradkin, unpublished (arXiv:0809.4731)
- ⁴⁰ S. Nishimoto, E. Jeckelmann, and D.J. Scalapino (preprint, arXiv:0804.3085).