

A comparative study of dynamical simulation methods for the dissociation of molecular Bose-Einstein condensates

S. L. W. Midgley,¹ S. Wüster,² M. K. Olsen,¹ M. J. Davis,¹ and K. V. Kheruntsyan¹

¹*The University of Queensland, School of Physical Sciences,*

ARC Centre of Excellence for Quantum-Atom Optics, Qld 4072, Australia

²*The University of Queensland, School of Physical Sciences, Qld 4072, Australia*

(Dated: April 1, 2019)

We describe a pairing mean-field theory related to the Hartree-Fock-Bogoliubov approach, and apply it to the dynamics of dissociation of a molecular Bose-Einstein condensate (BEC) into correlated bosonic atom pairs. We also perform the same simulation using two stochastic phase-space techniques for quantum dynamics — the positive P -representation method and the truncated Wigner method. By comparing the results of our calculations we are able to assess the relative strength of these theoretical techniques in describing molecular dissociation in one spatial dimension. An important aspect of our analysis is the inclusion of atom-atom interactions which can be problematic for the positive- P method. We find that the truncated Wigner method mostly agrees with the positive- P simulations, but can be simulated for significantly longer times. The pairing mean-field theory results diverge from the quantum dynamical methods after relatively short times.

PACS numbers: 03.75.Nt, 03.65.Ud, 03.75.Gg, 03.75.Kk

I. INTRODUCTION

The dissociation of a molecular Bose-Einstein condensate (BEC) [1, 2, 3, 4] into correlated atom pairs is a process analogous to parametric down-conversion in optics. Down-conversion involving photons has been pivotal in the advancement of quantum optics by allowing for the generation of strongly entangled states. In the same way, molecular dissociation has emerged as an avenue to generate strongly entangled ensembles of atoms in the field of quantum-atom optics. This matter-wave analog is of additional interest, however, as it gives rise to the possibility of performing tests of quantum mechanics with mesoscopic or macroscopic numbers of massive particles rather than with massless photons. For example, the atom pairs formed during dissociation have Einstein-Podolsky-Rosen (EPR) type correlations in position and momentum, and one can envisage a demonstration of the EPR paradox with ensembles of correlated ultra-cold atoms [5, 6, 7]. Also, molecular BECs can be formed by either two bosonic or two fermionic atoms; the latter offers the possibility of a new paradigm in fermionic quantum atom optics.

Experimental progress in the field of ultra-cold quantum gases has reached the stage where investigation of atom-atom correlations is now possible [2, 8]. For example, in 2005 Greiner *et al.* [2] measured atom-atom correlations resulting from the dissociation of $^{40}\text{K}_2$ molecules into fermionic atoms. Such advances have been achieved through the development of techniques for the measurement of noise in absorption images [2, 9, 10, 11] and atom detection using microchannel plate detectors [12].

In this paper we consider correlations between bosonic atoms produced, for example, in the dissociation of $^{87}\text{Rb}_2$ dimers. Whilst molecular dissociation of $^{87}\text{Rb}_2$ has been experimentally realised [3], atom-atom correlations have not yet been measured in these experiments due to the

short molecular lifetimes. Experimental advances, however, may soon result in the production of BECs of rotationally stable ground-state molecules [13], in which case the present analysis will become experimentally relevant. This paper serves to further the understanding of atom-atom correlations in the molecular dissociation process. Previous analytic and numeric work in this area has been restricted to the short time limit, where the effects of s -wave scattering interactions are negligible [5, 6, 14, 15, 16, 17, 18, 19, 20, 21, 22]. However, if a full quantitative description of atom-atom correlations is to be obtained, the effects of spatial inhomogeneity and s -wave scattering interactions on correlation strength must be addressed [6, 14]. To this end, we provide numerical results beyond the short time limit for the case of a spatially inhomogeneous molecular condensate with atom-atom interactions included in the model.

The other contribution made in this paper is a comparison of the performance of three simulation methods describing the dynamics of BECs beyond Gross-Pitaevskii theory. Since the experimental realisation of Bose-Einstein condensation in 1995 [23], the dynamics of weakly interacting BECs have often been successfully described by applying a mean-field theoretic approach leading to the Gross-Pitaevskii equation (GPE) [24]. However, as the GPE neglects quantum fluctuations, its ability to describe the full BEC dynamics is limited to cases where the effects of quantum fluctuations are negligible.

Incorporating the effects of quantum fluctuations when modelling quantum many-body systems is necessary to describe, for example, the correlation dynamics which play a significant role in more recent experiments, such as molecular dissociation. As a result of this, much effort has been directed at developing theoretical methods that go beyond mean-field theory in their description of the dynamics of ultra-cold quantum gases [25, 26, 27]. Several techniques have been used in the analytical and

numerical investigation of the dissociation of a molecular BEC and the atom-atom pair correlations resulting from this process. For instance, dissociation can be treated analytically using the undepleted, classical molecular field approximation for the case of uniform condensates [14]; a more recent development is the analytic treatment of nonuniform condensates using a perturbation theory in time [28]. As the name suggests, the undepleted molecular field approximation assumes that the number of molecules remains constant throughout the dissociation process. Hence, it is only valid for short dissociation times when depletion is negligible, corresponding to a conversion of $\lesssim 10\%$ of the molecules into atoms [14, 29]. Although useful in some circumstances, the obvious limitations of the analytic treatment beyond this regime necessitates an alternative approach.

In this paper we compare three simulation techniques using molecular dissociation as an example: two stochastic phase-space methods known as the positive- P [30, 31] and truncated Wigner [32, 33] methods, and a pairing mean-field theory known as the Hartree-Fock-Bogoliubov (HFB) method [34, 35, 36, 37]. The positive- P representation method provides an exact quantum treatment of the dissociation problem for inhomogeneous systems, with s -wave scattering interactions and molecular depletion incorporated. Extensive work has been conducted using the positive P -representation method [5, 6, 14, 17, 18, 26, 32, 38, 39], with Savage *et al.* [6, 14] in particular, analysing both position and momentum pair-correlations in molecular dissociation.

Unfortunately, the positive- P approach is also limited to relatively short simulation times. For example, when one neglects the atom-atom interactions completely, the positive- P simulations are successful only for durations corresponding to about 50% conversion [14]. For typical experimental systems, divergent trajectories and large sampling errors arise during the evolution so that the problem becomes intractable beyond this time scale [40, 41]. The problem becomes worse when one includes atom-atom s -wave scattering interactions; in this case the dissociation durations that can be simulated using the positive- P method are limited to only $\sim 5\%$, and at best 10%, conversion [14]. This prevents one from using the positive P -representation method to determine the effects of s -wave scattering on the atom-atom correlation strength over time. Due to this limitation, there is a subsequent lack of knowledge regarding the effects of s -wave scattering on correlation dynamics for realistic condensates. This motivates further numerical investigation of atomic correlations in molecular dissociation using approximate methods, and to this end we consider the truncated Wigner and HFB methods to elucidate the relative performance of the methods in the context of molecular dissociation.

This paper is structured as follows. Section II describes the system we have studied. Sections III and IV provide an outline of the three simulation methods used in this work, including the relevant evolution equations and ap-

proximations. Furthermore, it presents justification for the use of the three methods, discusses their inherent limitations and motivates the need for a comprehensive comparison of their relative performance. In Section V, we detail our work based on simulations of the coupled atom-molecule system, describing molecular dissociation in one dimension (1D). Finally, Section VI provides an overview of work extending the truncated Wigner simulations beyond short time scales.

II. SYSTEM AND HAMILTONIAN

We consider a molecular BEC which is dissociated into pair-correlated atoms by way of a magnetic Feshbach resonance. The quantum field theory effective Hamiltonian describing this coupled atom-molecule system can be written as [16, 17],

$$\begin{aligned} \hat{H} = & \int d\mathbf{x} \left\{ \sum_{i=a,m} \hat{\Psi}_i^\dagger(\mathbf{x}) \hat{H}_{0,i}(\mathbf{x}) \hat{\Psi}_i(\mathbf{x}) \right. \\ & + \sum_{i,j=a,m} \frac{\hbar U_{ij}}{2} \hat{\Psi}_i^\dagger(\mathbf{x}) \hat{\Psi}_j^\dagger(\mathbf{x}) \hat{\Psi}_j(\mathbf{x}) \hat{\Psi}_i(\mathbf{x}) \\ & \left. + \frac{\hbar\chi}{2} \left(\hat{\Psi}_m^\dagger(\mathbf{x}) \hat{\Psi}_a^2(\mathbf{x}) + H.c. \right) \right\} \quad (1) \end{aligned}$$

where $\hat{\Psi}_{a,m}(\mathbf{x}, t)$ are the atomic/molecular field operators that annihilate an atom or molecule at position \mathbf{x} . The field operators satisfy the commutation relation $[\hat{\Psi}_i(\mathbf{x}, t), \hat{\Psi}_j^\dagger(\mathbf{x}', t)] = \delta_{ij} \delta(\mathbf{x} - \mathbf{x}')$. The atomic/molecular free-particle Hamiltonians, $\hat{H}_{0,a}(\mathbf{x})$ and $\hat{H}_{0,m}(\mathbf{x})$, are given by,

$$\hat{H}_{0,a}(\mathbf{x}) = -\frac{\hbar^2}{2m_a} \nabla_{\mathbf{x}}^2 + \hbar V_a(\mathbf{x}), \quad (2)$$

$$\hat{H}_{0,m}(\mathbf{x}) = -\frac{\hbar^2}{2m_m} \nabla_{\mathbf{x}}^2 + \hbar V_m(\mathbf{x}) + 2\hbar|\Delta|, \quad (3)$$

where m_a is the atomic mass and $m_m = 2m_a$ is the molecular mass. The atomic/molecular trapping potentials are given by $V_a(\mathbf{x})$ and $V_m(\mathbf{x}) = 2V_a(\mathbf{x})$. The detuning Δ in Eq. (3), or dissociation energy $2\hbar|\Delta|$, corresponds to an overall energy mismatch of $2E_a - E_m$ between the free atom states $2E_a$ at the dissociation threshold and the bound molecular state E_m . Hence, the process of dissociation begins with an initially stable, $E_m < 2E_a$, molecular BEC and a magnetic field sweep onto the atomic side of the Feshbach resonance, $E_m > 2E_a$ (i.e., negative detuning Δ), resulting in the formation of atom pairs. For a molecule at rest, the excess dissociation energy is converted into the kinetic energy of atom pairs, which for the most part will possess equal and opposite momenta $\pm \mathbf{k}_0$, where $k_0 = |\mathbf{k}_0| = \sqrt{2m_a|\Delta|/\hbar}$.

Returning to Eq. (1), U_{ij} represents the two-body s -wave interaction strengths for atom-atom, atom-molecule

and molecule-molecule scattering events. For example, $U_{aa} = 4\pi\hbar a_s/m_a$ where a_s is the atomic scattering length ($a_s = 5.4$ nm for ^{87}Rb). The term χ is the atom-molecule coupling and is responsible for coherent conversion of molecules into atom pairs, where the mechanism for conversion is via a Feshbach resonance [42, 43, 44, 45]. However, in appropriately chosen rotating frames the equations can easily be recast for conversion via optical Raman transitions [17, 38]. In our numerical work the atom-molecule coupling remains switched on for the total evolution time. Also, we assume that the trapping potentials are switched off when the coupling χ is switched on at $t = 0$ and the evolution occurs in free space.

The Hamiltonian (1) conserves the total number of atomic particles

$$N = 2\langle\hat{N}_m(t)\rangle + \langle\hat{N}_a(t)\rangle = \text{const}, \quad (4)$$

with $\hat{N}_i(t) = \int d\mathbf{x} \hat{\Psi}_i^\dagger(\mathbf{x}, t) \hat{\Psi}_i(\mathbf{x}, t)$ ($i = a, m$) and $N_i = \langle\hat{N}_i\rangle$. We begin our simulations with the molecular BEC in a coherent state and the atomic field in the vacuum state, and so $N = 2\langle\hat{N}_m(0)\rangle$.

III. STOCHASTIC METHODS FOR BEC DYNAMICS

After being developed in the field of quantum optics, phase-space methods have been successfully applied to matter-wave physics and have been used in many studies of the quantum dynamics of complex many-body systems such as BECs [14, 15, 17, 18, 32, 40, 46, 47, 48, 49, 50, 51, 52, 53, 54]. Phase-space representation methods rely on a mapping between the quantum operator equations of motion and the Fokker-Planck equation (FPE) which in turn can be interpreted as a set of stochastic differential equations (SDEs). Two distributions commonly used for this purpose can be traced back to the Glauber-Sudarshan P -distribution and the Wigner distribution [48, 55]. Along with the HFB method, phase-space techniques are central to this paper and hence will be discussed briefly in order to develop a context for the numerical results presented in Sec. V and VI.

A. The Positive P -representation Method

The positive P -representation method [30, 31, 39, 40, 49] enables one to perform first-principles calculations of the quantum dynamics of multi-mode quantum many-body systems, including BECs. It relies on exploiting the positive P -representation of the density matrix, for which there exists a mapping between the master equation and a set of c-number SDEs that can be solved numerically. The stochastic trajectory averages calculated using the positive P -representation method correspond to the normally-ordered expectation values of quantum

mechanical operators [14]. If stochastic sampling errors remain small during the time evolution, any observable can, in principle, be calculated using the positive- P method.

The positive- P approach requires one to double the phase-space by defining two independent complex stochastic fields $\Psi_i(\mathbf{x}, t)$ and $\Phi_i(\mathbf{x}, t)$ ($i = a, m$) corresponding to the operators $\Psi_i(\mathbf{x}, t)$ and $\Psi_i^\dagger(\mathbf{x}, t)$, respectively [14], with $\Psi_i^*(\mathbf{x}, t) \neq \Phi_i(\mathbf{x}, t)$ except in the mean. Using the Hamiltonian in Eq. (1), the stochastic differential equations describing the quantum dynamical evolution are, in the appropriate rotating frame [15, 17],

$$\begin{aligned} \frac{\partial \Psi_a}{\partial t} &= \frac{i\hbar}{2m_a} \nabla^2 \Psi_a - i \left(\Delta + \sum_i U_{ai} \Phi_i \Psi_i \right) \Psi_a + \chi \Psi_m \Phi_a \\ &\quad + \sqrt{\chi \Psi_m \zeta_1} + \sqrt{-i U_{ma} \Psi_a \Psi_m / 2} (\zeta_2 + i \zeta_3) \\ &\quad + \sqrt{-i U_{aa} \Psi_1^2 \zeta_4}, \\ \frac{\partial \Phi_a}{\partial t} &= -\frac{i\hbar}{2m_a} \nabla^2 \Phi_a + i \left(\Delta + \sum_i U_{ai} \Phi_i \Psi_i \right) \Phi_a + \chi \Phi_m \Psi_a \\ &\quad + \sqrt{\chi \Phi_m \zeta_5} + \sqrt{i U_{ma} \Phi_a \Phi_m / 2} (\zeta_6 + i \zeta_7) \\ &\quad + \sqrt{i U_{aa} \Phi_1^2 \zeta_8}, \\ \frac{\partial \Psi_m}{\partial t} &= \frac{i\hbar}{2m_m} \nabla^2 \Psi_m - i \sum_i U_{mi} \Phi_i \Psi_i \Psi_m - \frac{\chi}{2} \Psi_a^2 \\ &\quad + \sqrt{-i U_{ma} \Psi_a \Psi_m / 2} (\zeta_2 - i \zeta_3) + \sqrt{-i U_{mm} \Psi_m^2 \zeta_9}, \\ \frac{\partial \Phi_m}{\partial t} &= -\frac{i\hbar}{2m_m} \nabla^2 \Phi_m + i \sum_i U_{mi} \Phi_i \Psi_i \Phi_m - \frac{\chi}{2} \Phi_a^2 \\ &\quad + \sqrt{i U_{ma} \Phi_a \Phi_m / 2} (\zeta_6 - i \zeta_7) \\ &\quad + \sqrt{i U_{mm} \Phi_m^2 \zeta_{10}}. \end{aligned} \quad (5)$$

Here the $\zeta_j(\mathbf{x}, t)$ ($j = 1, 2, \dots, 10$) are real, independent, Gaussian noises with $\langle \zeta_j(\mathbf{x}, t) \rangle = 0$ and correlations in time and space given by $\langle \zeta_j(\mathbf{x}, t) \zeta_k(\mathbf{x}', t') \rangle = \delta_{jk} \delta(\mathbf{x} - \mathbf{x}') \delta(t - t')$.

For simplicity we let $U_{mm} = 0$ and $U_{am} = 0$ in our simulations; it is the role of atom-atom s -wave scattering that is of interest in this work, and to this end we perform simulations with both $U_{aa} = 0$ and $U_{aa} \neq 0$.

B. The Truncated Wigner Method

The truncated Wigner method is another useful phase-space technique for describing the quantum evolution of a Bose-Einstein condensate [32, 33]. Unlike the positive P -representation method it is an approximate method as it involves neglecting (or truncating) third-order derivative terms in the evolution equation for the Wigner function. This is necessary in order to obtain an equation in the form of a Fokker-Planck equation which can then be mapped onto a stochastic differential equation. The third-order terms can, in principle, be represented via

stochastic difference equations, however, these are more unstable than the positive- P equations [56]. The advantage of the truncated Wigner method lies in the inclusion of initial quantum noise, allowing the model to incorporate quantum corrections to the classical field equations of motion and treat a different set of problems to a Gross-Pitaevskii equation or other classical field approaches. Although it has been shown that the truncated Wigner approach can give erroneous results, particularly for two-time correlation functions [57], it can be accurate for a wide range of problems provided the particle density exceeds the mode density [46, 58].

It can be shown that using the truncated Wigner approximation and the Hamiltonian in Eq. (1), the stochastic differential equations governing the dissociation are, in the appropriate rotating frame,

$$\begin{aligned}\frac{\partial \Psi_a}{\partial t} &= \frac{i\hbar}{2m_a} \nabla^2 \Psi_a - i \left(\Delta + \sum_i U_{ai} |\Psi_i|^2 \right) \Psi_a + \chi \Psi_m \Psi_a^*, \\ \frac{\partial \Psi_m}{\partial t} &= \frac{i\hbar}{2m_m} \nabla^2 \Psi_m - i \sum_i U_{mi} |\Psi_i|^2 \Psi_m - \frac{\chi}{2} \Psi_a^2.\end{aligned}\quad (6)$$

Whilst these equations are deterministic, quantum fluctuations are included by way of a noise contribution in the initial state for the molecular and atomic fields. The addition of this initial vacuum noise ensures that the initial state of Ψ_m and Ψ_a represent the Wigner function of an initial coherent state BEC and an initial vacuum state, respectively. The respective stochastic averages with the Wigner distribution function correspond to symmetrically-ordered operator products, so that the calculation of observables represented by normally-ordered operator products needs appropriate symmetrisation. As is the case with our positive- P simulations, we let $U_{mm} = U_{am} = 0$ and analyse the role of atom-atom interactions, $U_{aa} \neq 0$.

IV. PAIRING MEAN-FIELD THEORY FOR BEC DYNAMICS

Pairing mean-field theory – as a simplified version of the Hartree-Fock-Bogoliubov (HFB) approach [59, 60, 61] – has been applied to the problem of molecular dissociation in Refs. [19, 29], although these works only considered spatially uniform systems. Our present HFB study extends the analysis to nonuniform condensates and represents the third method we use in describing the dynamics of the molecular dissociation. This approach involves an approximation to the full quantum evolution retaining only the lowest order atomic fluctuations. More precisely, one writes the atomic field operator $\hat{\Psi}_a(\mathbf{x})$ in terms of the atomic mean-field $\phi_a(\mathbf{x}) = \langle \hat{\Psi}_a(\mathbf{x}) \rangle$ and the lowest order atomic fluctuations $\hat{\chi}_a(\mathbf{x})$, such that, $\hat{\Psi}_a(\mathbf{x}) = \phi_a(\mathbf{x}) + \hat{\chi}_a(\mathbf{x})$. The atomic fluctuations can be approximately represented by their lowest order correlation functions, the normal and anomalous

densities, $G_N(\mathbf{x}, \mathbf{x}') = \langle \hat{\chi}_a^\dagger(\mathbf{x}') \hat{\chi}_a(\mathbf{x}) \rangle$ and $G_A(\mathbf{x}, \mathbf{x}') = \langle \hat{\chi}_a(\mathbf{x}') \hat{\chi}_a(\mathbf{x}) \rangle$, respectively [34, 62].

In our implementation the molecular field is treated as a mean-field, with $\phi_m(\mathbf{x}) = \langle \hat{\Psi}_m(\mathbf{x}) \rangle$. As suggested in Refs. [25, 34] molecular fluctuations can be included in the model. However, they are neglected in our work as they are negligible on the time scales under consideration. This is one of the main differences between the HFB and truncated Wigner approaches, as the latter includes molecular fluctuations. By including the fluctuation operator, $\hat{\chi}_a(\mathbf{x})$, the atomic field is treated to higher order than the molecular field in our HFB formalism. This is necessary as the atomic fluctuations play an intrinsic dynamical role in the molecular dissociation process and also allow one to consider atomic pair correlations. Finally, it is assumed that the initial molecular state is a coherent state and any expectation values of greater than two atomic fluctuation operators are factorised using Wick's theorem [63], thereby assuming that the quantum state of the system is Gaussian.

With these approximations and our Hamiltonian for the system, given in Eq. (1), we can derive a set of coupled PDEs for the atomic mean-field $\phi_a(\mathbf{x})$, molecular mean-field $\phi_m(\mathbf{x})$ and the first-order correlation functions $G_A(\mathbf{x}, \mathbf{x}')$ and $G_N(\mathbf{x}, \mathbf{x}')$. Solving these coupled evolution equations one can then model the dynamics of dissociation of a molecular BEC.

Within the HFB formalism the evolution equations describing the molecular dissociation process are given by

$$\begin{aligned}\frac{\partial \phi_a(\mathbf{x})}{\partial t} &= \frac{i\hbar}{2m_a} \nabla_{\mathbf{x}}^2 \phi_a(\mathbf{x}) \\ &\quad - iU_{aa} [|\phi_a(\mathbf{x})|^2 + 2G_N(\mathbf{x}, \mathbf{x})] \phi_a(\mathbf{x}) \\ &\quad - iU_{aa} G_A(\mathbf{x}, \mathbf{x}) \phi_a^*(\mathbf{x}) - i\chi \phi_m(\mathbf{x}) \phi_a^*(\mathbf{x}),\end{aligned}\quad (7)$$

$$\begin{aligned}\frac{\partial \phi_m(\mathbf{x})}{\partial t} &= \frac{i\hbar}{4m_a} \nabla_{\mathbf{x}}^2 \phi_m(\mathbf{x}) - 2i|\Delta| \phi_m(\mathbf{x}) \\ &\quad - iU_{mm} |\phi_m(\mathbf{x})|^2 \phi_m(\mathbf{x}) - i\frac{\chi}{2} [\phi_a^2(\mathbf{x}) \\ &\quad + G_A(\mathbf{x}, \mathbf{x})],\end{aligned}\quad (8)$$

$$\begin{aligned}\frac{\partial G_A(\mathbf{x}, \mathbf{x}')}{\partial t} &= -\frac{i}{\hbar} \langle [\hat{\chi}(x') \hat{\chi}(x), \hat{H}] \rangle \\ &= \frac{i\hbar}{2m_a} \nabla_{\mathbf{x}}^2 G_A(\mathbf{x}, \mathbf{x}') + \frac{i\hbar}{2m_a} \nabla_{\mathbf{x}'}^2 G_A(\mathbf{x}, \mathbf{x}') \\ &\quad - 2iU_{aa} [|\phi_a(\mathbf{x})|^2 + |\phi_a(\mathbf{x}')|^2 + G_N(\mathbf{x}, \mathbf{x}) \\ &\quad + G_N(\mathbf{x}', \mathbf{x}')] G_A(\mathbf{x}, \mathbf{x}') \\ &\quad - iU_{aa} [\phi_a(\mathbf{x})^2 G_N^*(\mathbf{x}, \mathbf{x}') + \phi_a(\mathbf{x}')^2 G_N(\mathbf{x}, \mathbf{x}') \\ &\quad + G_A(\mathbf{x}, \mathbf{x}) G_N^*(\mathbf{x}, \mathbf{x}') + G_A(\mathbf{x}', \mathbf{x}') G_N(\mathbf{x}, \mathbf{x}')] \\ &\quad - iU_{aa} [\phi_a(\mathbf{x})^2 + G_A(\mathbf{x}, \mathbf{x})] \delta(\mathbf{x} - \mathbf{x}') \\ &\quad - i\chi [\phi_m(\mathbf{x}) [G_N^*(\mathbf{x}, \mathbf{x}') + \delta(\mathbf{x} - \mathbf{x}')] \end{aligned}$$

$$+ \phi_m(\mathbf{x}') G_N(\mathbf{x}, \mathbf{x}')], \quad (9)$$

$$\begin{aligned} \frac{\partial G_N(\mathbf{x}, \mathbf{x}')}{\partial t} &= -\frac{i}{\hbar} \langle [\hat{\chi}^\dagger(x') \hat{\chi}(x), \hat{H}] \rangle \\ &= \frac{i\hbar}{2m_a} \nabla_{\mathbf{x}}^2 G_N(\mathbf{x}, \mathbf{x}') - \frac{i\hbar}{2m_a} \nabla_{\mathbf{x}'}^2 G_N(\mathbf{x}, \mathbf{x}') \\ &\quad - 2iU_{aa} [|\phi_a(\mathbf{x})|^2 - |\phi_a(\mathbf{x}')|^2 + G_N(\mathbf{x}, \mathbf{x}) \\ &\quad - G_N(\mathbf{x}', \mathbf{x}')] G_N(\mathbf{x}, \mathbf{x}') \\ &\quad - iU_{aa} [\phi_a(\mathbf{x})^2 G_A^*(\mathbf{x}, \mathbf{x}') + \phi_a^*(\mathbf{x}')^2 G_A(\mathbf{x}, \mathbf{x}') \\ &\quad + G_A(\mathbf{x}, \mathbf{x}) G_A^*(\mathbf{x}, \mathbf{x}') - G_A^*(\mathbf{x}', \mathbf{x}') G_A(\mathbf{x}, \mathbf{x}')] \\ &\quad - i\chi [\phi_m(\mathbf{x}) G_A^*(\mathbf{x}, \mathbf{x}') - \phi_m^*(\mathbf{x}') G_A(\mathbf{x}, \mathbf{x}')], \end{aligned} \quad (10)$$

where $G_N(\mathbf{x}, \mathbf{x})$ is the density of the noncondensed atoms. This follows from the expression for the total density of atoms, $\langle \hat{\Psi}_a \hat{\Psi}_a \rangle = |\phi_a|^2 + \langle \hat{\chi}_a^\dagger \hat{\chi}_a \rangle$, where $|\phi_a|^2$ is the density of the condensate atoms and $\langle \hat{\chi}_a^\dagger \hat{\chi}_a \rangle$ is the density of the noncondensed atoms.

In our simulations we neglect $\phi_a(\mathbf{x})$ as the atomic field does not develop since all the terms on the right-hand side of Eq. (8) are multiplied by the field or its conjugate. The physics here is similar to that of a non-degenerate optical parametric oscillator with phase diffusion [64]. More particularly, only the sum of the phases of each correlated atom pair is known, fixed to the phase of the molecular BEC, whilst the relative phase is unknown and takes an arbitrary value. It follows that the individual phases of these correlated modes are also arbitrary and consequently, no common phase to the atomic field exists across the entire range of momenta. Finally, as in our stochastic simulations, we let $U_{mm} = U_{am} = 0$ and investigate the role of $U_{aa} \neq 0$.

The potential role of the HFB and truncated Wigner methods, despite being approximate techniques, is to model realistic inhomogeneous condensates in which the effects of s -wave scattering interactions on atom-atom pair correlations can be quantified and compared with experimental data. Moreover, both methods present the possibility of describing physics in regimes for which the positive- P representation method is computationally intractable. Prior to this work, however, there has been no attempt to undertake a comprehensive comparison of the performance of all three of these methods when applied to the same problem, although there has been comparisons of the positive- P and truncated Wigner methods when investigating BEC collisions [65]. This motivates the comparative study of these approximate methods and the positive- P approach.

There are further potential advantages in developing the HFB method for application to such problems. The positive- P representation and truncated Wigner methods require the averaging of many trajectories (corresponding

to quantum mechanical ensemble averaging) and therefore requires multiple runs. In contrast, since the HFB method is not a stochastic technique it only necessitates a single run but at the expense of the dimensions of the problem being doubled. Also, in many ways it is a more intuitive method, with the derivation highlighted here being an extension of the well-known Gross-Pitaevskii approach.

V. COMPARISON OF POSITIVE- P , HFB AND TRUNCATED WIGNER RESULTS

A. Parameter values

We now present 1D simulations for the dissociation of a $^{87}\text{Rb}_2$ molecular BEC with $m_a = 1.44 \times 10^{-25}$ kg and $m_m = 2m_a$. For computational simplicity we consider an effective one-dimensional (1D) system by assuming strong harmonic confinement in the transverse direction. All parameters are chosen to be close to a typical experimental system, with the exception of a relatively small value for the detuning $|\Delta|$ so that the computational grid need not be too large. In practice, the detuning should be such that the total dissociation energy $2\hbar|\Delta|$ is much larger than the thermal energy due to the finite temperature of the system; here, we assume a zero-temperature condensate. At the same time the detuning $|\Delta|$ should be smaller than the frequency of the transverse harmonic trap potential, so that transverse excitations are suppressed and the dynamics of dissociation remains in 1D.

The initial molecular BEC density is approximated by an inverted parabola in the Thomas-Fermi regime,

$$n_m(x, t=0) = n_0 \left[1 - \left(\frac{x}{R_{TF}} \right)^2 \right], \quad (11)$$

for $|x| \leq R$, and $n_m(x, t=0) = 0$ elsewhere, where $n_0 = 1.83 \times 10^7 \text{ m}^{-1}$ is the molecular BEC peak 1D (linear) density and $R_{TF} = 1 \times 10^{-4} \text{ m}$ is the axial half length of the molecular condensate. The size of the one-dimensional quantisation box was chosen to be $L = 6.5 \times 10^{-4} \text{ m}$ and the lattice grid was composed of 512 points. The atom-atom interaction strength is given by $U_{1D} = U_{aa}/2A = 2\omega_\perp a_s$ [66], where $A = \pi l_\perp^2$ is the confinement area in the transverse direction, with $l_\perp = \sqrt{\hbar/m\omega_\perp}$ being the transverse ground-state harmonic oscillator length and ω_\perp is the transverse oscillation frequency. The atom-molecule coupling in 1D is given by $\chi_{1D} = \chi \sqrt{2\pi l_\perp^2} = 6.7 \times 10^{-3} \text{ m}^{1/2} \text{ s}^{-1}$ [29], and is switched on for the total evolution time. The detuning $\Delta = -258 \text{ s}^{-1}$ and hence, $k_0 = \sqrt{2m_a|\Delta|/\hbar} = 8.41 \times 10^5 \text{ m}^{-1}$ is the resonant momentum at $\pm k_0$.

With the reduction of the coupling constants to their 1D counterparts, the equations of motion in previous sections are unchanged, except that all propagating fields (and the respective noise sources in the positive- P equations) are now understood as 1D fields, while the operator $\nabla_{\mathbf{x}}^2$ is replaced by $\partial^2/\partial x^2$.

In all our simulations, we assume that the atomic field is initially in a vacuum state and that the molecular condensate is initially in a coherent state, with density profile given by Eq. (11). The trapping potential is turned off when the dissociation coupling χ_{1D} is switched on, with a Feshbach sweep into the dissociation regime $\Delta < 0$. Distinct from the implementation of the stochastic methods, the HFB simulations assume that the molecular condensate remains in a coherent state during the dynamical evolution. Also, the initial atomic fluctuation fields are assumed to be $G_A(\mathbf{x}, \mathbf{x}') = G_N(\mathbf{x}, \mathbf{x}') = 0$ and the molecular fluctuations are omitted.

The numerical codes for solving the evolution equations for the methods under consideration, were implemented using the XMDS simulation package [67]. All stochastic simulations were performed for the case of 10,000 trajectories. In the following sections, we have verified the accuracy of the results presented by ensuring, for instance, invariance of results for different lattice size and time step. Furthermore, we were able to perform benchmarking with the analytic result within the undepleted, molecular field approximation up until $t = 0.06$ s ($\sim 10\%$ molecular conversion), and more importantly, with the exact positive- P results.

B. Initial comparisons

We first perform simulations neglecting atom-atom interactions with $U_{1D} = 0$ for an initial number of molecules $N_m(0) = 2.44 \times 10^3$. We observe the formation of peaks in the atomic density at momenta $\pm k_0$ as the dissociation energy (excess potential energy) is converted into the kinetic energy of the correlated atom pairs, with equal but opposite momentum $\pm k_0$. We verify that the value of k_0 agrees with the predicted value, given in Sec. V A.

In Fig. 1 we provide a plot of the total fractional number of molecules $N_m(t)/N_m(0)$ and the total fractional number of atoms $N_a(t)/2N_m(0)$ as a function of time t , normalised to the total molecule $N_m(0)$ and total atom number $2N_m(0)$, respectively. Although this result does not include the effects of s -wave scattering, it does allow one to compare the performance of the methods. It can be seen that all the methods agree until $t \sim 0.14$ s, which corresponds to the conversion of $\sim 10\%$ of the molecules. It is found that whilst the truncated Wigner method does extremely well when compared to the exact results provided by the positive- P method, the HFB method diverges substantially at longer times.

The positive- P method becomes intractable at $t \sim 0.20$ s, and hence the ability to compare all three methods ceases beyond this point. Looking forward, when one incorporates s -wave scattering the positive- P method will fail sooner [14] and hence the truncated Wigner and HFB methods may be able to access a regime otherwise inaccessible to numerical simulations for realistic non-uniform condensates.

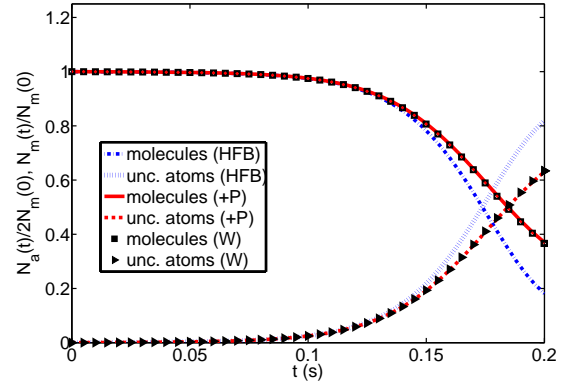


FIG. 1: (Color online) Comparison of the fractional particle numbers for $t_{final} = 0.20$ s, for the case of a non-uniform condensate with $U_{1D} = 0$, for positive- P (red solid and dashed lines), truncated Wigner (black \blacksquare and \blacktriangleright) and HFB (blue dashed lines) methods. The fractional atom numbers (initially lower curves) and the fractional molecule numbers are shown. In this figure and throughout this paper, the positive- P and truncated Wigner results are for the case of 10,000 trajectories. The error bars are shown and are essentially the thickness of the data lines in all figures. In all simulations performed the initial number of molecules is $N_m(0) = 2.44 \times 10^3$.

C. Observation of Phase Diffusion Processes During Dissociation of a Molecular BEC

In this section we consider non-uniform condensates with s -wave scattering interactions included. In Fig. 2, we plot the fractional particle number throughout the evolution, for the same parameters as in Fig. 1, but with scattering included. We choose an interaction strength of $U_{1D} \equiv g_0 = 1.04 \times 10^{-6} \omega_{\perp} a_s$, which corresponds to ^{87}Rb with transverse confinement of $\omega_{\perp}/2\pi = 30$ Hz and s -wave scattering length of $a_s = 5.4$ nm. From these results it can be seen that the positive- P method fails beyond approximately $t_{\max}(+P) = 0.18$ s, whilst the truncated Wigner method produces results beyond $t_{\max}(+P)$ and still does well in comparison to the positive- P results up to $t_{\max}(+P)$. As expected [14], we find that the positive- P method fails for even shorter times as the interaction strength is increased. For example, with an interaction strength of $U_{1D} = 32g_0$ we find that the positive- P method fails for $t_{\max}(+P) \sim 0.05$ s.

Here we also observe the signature of phase diffusion during molecular dissociation [32, 68, 69, 70]. By considering Eq. (5) we are able to estimate the characteristic diffusion time for the dissociation process,

$$t_d \sim \frac{\pi}{2U_{1D} \langle \hat{\Psi}^\dagger(x=0, t_d) \hat{\Psi}(x=0, t_d) \rangle}, \quad (12)$$

and verify that the process of phase diffusion is responsible for suppressing molecular conversion, and hence, decreasing the number of atom pairs formed. We also performed simulations for increased values of the atom-atom

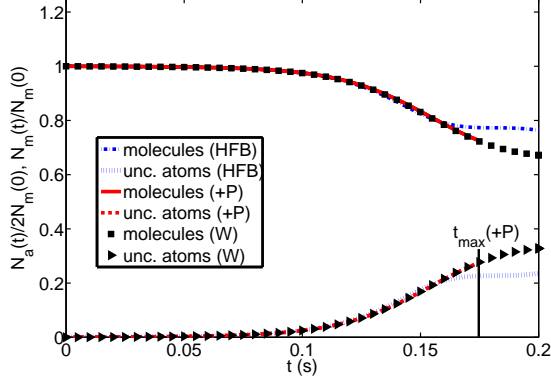


FIG. 2: (Color online) As in Fig. 1, except for the case of a non-uniform condensate with $U_{1D} = g_0$. The positive- P method becomes intractable beyond $t_{max}(+P) \sim 0.18$ s, compared with $t \sim 0.2$ s when s -wave scattering is neglected. We also find that the number of molecules converted into atom pairs is decreased when s -wave scattering interactions are included and attribute this to phase diffusion.

interaction strength, $U_{1D} = 2g_0$ and $U_{1D} = 32g_0$. The results show that molecule conversion decreases with increasing interaction strength and further supported the order of magnitude estimates of the diffusion time. Unfortunately, as in Sec. VB, we see that the HFB method still fails to adequately describe the dynamics of the molecular dissociation process for longer times, with the particle numbers only providing bounds for the true values. Another feature indicative of the limitations of the HFB method is its inability to predict the formation of peaks in the atomic momentum spectrum at $\pm 2k_0$ [71], in addition to the main resonant momenta peaks formed at $\pm k_0$. These secondary peaks arise due to atom-atom recombination and are observed in the positive- P and truncated Wigner results. They do not arise in the HFB results as the method does not allow for uncondensed molecules outside the initial condensate mode.

D. Analysis of Atomic Pair-Correlation Functions

We have also investigated atomic pair-correlations resulting from the dissociation process, for realistic non-uniform condensates including the effects of s -wave scattering. The strength of atom-atom correlations can be quantified using Glauber's second-order correlation function $g^{(2)}(\mathbf{k}, \mathbf{k}', t)$ [72],

$$g^{(2)}(\mathbf{k}, \mathbf{k}', t) = \frac{\langle \hat{a}^\dagger(\mathbf{k}, t) \hat{a}^\dagger(\mathbf{k}', t) \hat{a}(\mathbf{k}', t) \hat{a}(\mathbf{k}, t) \rangle}{\langle \hat{n}(\mathbf{k}, t) \rangle \langle \hat{n}(\mathbf{k}', t) \rangle}, \quad (13)$$

with the momentum-space density at \mathbf{k} given by $n(\mathbf{k}, t) = \langle \hat{n}(\mathbf{k}, t) \rangle = \langle \hat{a}^\dagger(\mathbf{k}, t) \hat{a}(\mathbf{k}, t) \rangle$ where the momentum-space field amplitudes are represented by the lattice-discretized

momentum components $\hat{a}^\dagger(\mathbf{k})$ and $\hat{a}(\mathbf{k})$, which correspond to the continuous Fourier transforms of the fields in the limit $\Delta k \rightarrow 0$ [14]. This pair-correlation function describes the ratio of the probability of the joint detection of atom pairs with \mathbf{k} and \mathbf{k}' to the product of the probabilities of independent atom detection at \mathbf{k} and \mathbf{k}' . From this it follows that $g^{(2)}(\mathbf{k}, \mathbf{k}', t) = 1$ for uncorrelated atom pairs, $g^{(2)}(\mathbf{k}, \mathbf{k}', t) = 2$ for thermally bunched atoms and $g^{(2)}(\mathbf{k}, \mathbf{k}', t) > 2$ for strongly correlated atoms [14].

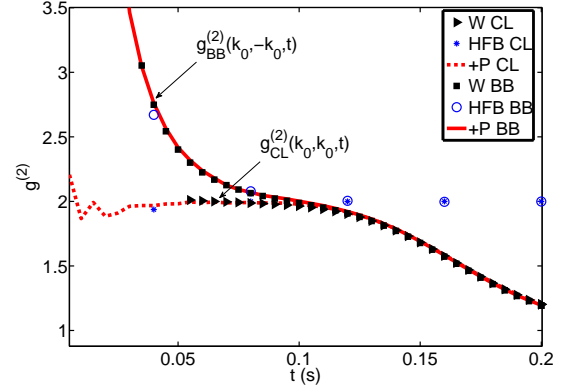


FIG. 3: (Color online) Plot of the atomic pair-correlation functions for back-to-back and collinear scattering processes, denoted $g_{BB}^{(2)}(k_0, -k_0, t)$ and $g_{CL}^{(2)}(k_0, k_0, t)$. Results are shown for $t_{final} = 0.20$ s, for a non-uniform condensate with $U_{1D} = 0$. The positive- P results (red solid and dashed lines), the truncated Wigner results (black \blacksquare and \blacktriangleright) and the HFB results (blue \circ and $*$) are shown. The collinear (red dashed, black \blacktriangleright and blue $*$) and the back-to-back pair-correlations (red solid, black \blacksquare and blue \circ) are shown.

We quantify pair-correlations arising due to momentum conservation which are present between atoms with equal but opposite momenta, and pair-correlations arising due to quantum statistical effects [i.e. the Hanbury-Brown and Twiss (HBT) bunching] between atoms scattered in the same direction. The atomic pair-correlations function for back-to-back (BB) and collinear (CL) scattering processes, are denoted $g_{BB}^{(2)}(k_0, -k_0, t)$ and $g_{CL}^{(2)}(k_0, k_0, t)$, respectively. These quantities are shown in Fig. 3 for the case of no s -wave scattering and in Fig. 4 with scattering incorporated. The collinear correlation indicates HBT thermal bunching with $g_{CL}^{(2)}(k_0, k_0, t) = 2$ until $t \sim 0.10$ s in both cases. The back-to-back correlation is super-bunched due to strong correlations between atom pairs with equal but opposite momenta, with $g_{BB}^{(2)}(k_0, -k_0, t) > 2$ for short times. Beyond $t \sim 0.10$ s we observe both the collinear and back-to-back correlations are approximately equal, fall below two, and approach the uncorrelated or coherent level of $g^{(2)} = 1$, for the truncated Wigner and positive- P results. The HFB results, on the other hand, fail to predict where $g^{(2)}$ approaches the coherent state level as stimu-

lated processes become important. Toward the end of the simulation, the back-to-back correlation drops below the collinear correlation, $g_{BB}^{(2)}(k_0, -k_0, t) < g_{CL}^{(2)}(k_0, k_0, t)$. This effect becomes more severe with increasing values of U_{1D} and is also noticeable in the HFB results.

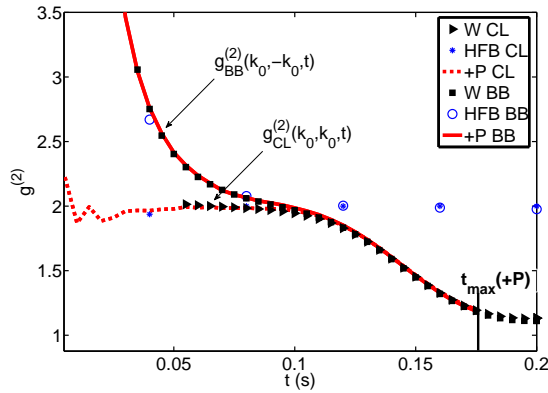


FIG. 4: (Color online) As in Fig. 3, except for the case of a non-uniform condensate with $U_{1D} = g_0$. The positive- P method becomes intractable beyond $t_{max}(+P) \sim 0.18$ s, compared with $t \sim 0.2$ s when s -wave scattering is neglected. By comparison with Fig. 3, we see that the back-to-back and collinear pair-correlation strength degrades at an increased rate when s -wave scattering is included.

From Figs. 3 and 4 it is again clear that the truncated Wigner method is most successful in describing molecular dissociation, with the positive- P method intractable at longer times. It should be noted that the truncated Wigner results for this correlation function are not shown prior to $t \sim 0.05$ s, where sampling issues arise due to the small number of atoms per mode. However, once the signal is significant the results agree with positive- P . As seen in Sec. V B and C, the HFB method fails to fully describe the dynamics for longer times as the molecular field deviates from the assumed coherent state.

VI. SIMULATIONS BEYOND $t_{max}(+P)$

The numerical results we have presented indicate that the HFB method is unsuitable for quantitative correlation studies of molecular dissociation beyond the regime of the positive- P simulations. The HFB method becomes invalid as it assumes a mean-field coherent state for molecules for the entire simulation time [19, 29]. However, once molecular depletion reaches $\sim 80\%$, this assumption is no longer valid and the method becomes increasingly inadequate as the regime of complete depletion is reached. This assertion is further supported in Fig. 5, which provides a surface plot of the molecular density in position space beyond $t_{max}(+P)$. Here we begin to observe the development of ripple effects which coincide with the reduction of the molecular condensate density and it is unlikely that the approximation of the molecular

field as a coherent state is still valid. In this regime the effects of quantum fluctuations become increasingly important and hence, we cannot rely on the HFB method. To remedy this, the inclusion of molecular fluctuations $\hat{\chi}_m$ in the HFB formalism could be one avenue for future work. It should be stressed that there is value in using the HFB method, as it lies between the crude undepleted, molecular field approximation and an exact quantum treatment. For instance, the HFB approach is suited to high energy, sparsely occupied modes [73]. In such cases, fluctuation effects are largely insignificant and the HFB method is valuable.

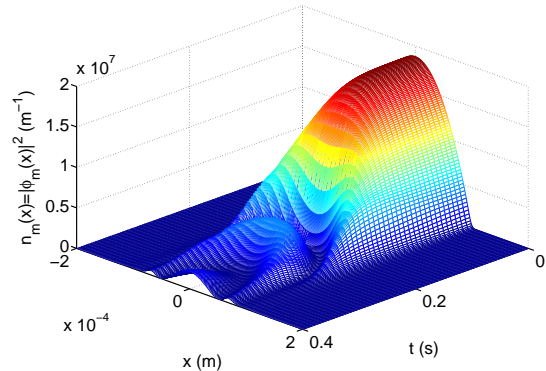


FIG. 5: (Color online) Molecular density in position space $n_m(x)$ [in units of m^{-1}] as a function of time for the HFB results. The molecular peak density is given by $n_0 = 1.83 \times 10^7 m^{-1}$.

With the HFB approach found to be invalid beyond the realm of the positive- P simulations, we look at extending the simulations using the truncated Wigner approach. Fig. 6 and 7 repeat the analysis given in Sec. V but with the extension to $t = 0.40$ s. In Fig. 6 we again look at the fractional particle numbers for the cases neglecting and including atom-atom interactions. Beyond $t \sim 0.2$ s, for the $U_{1D} = 0$ case we observe the effects of atom-atom recombination. This is apparent due to the substantial increase in the number of molecules, and corresponding decrease in the number of atoms, until $t \sim 0.3$ s. With the effects of s -wave scattering included, we again witness a phase diffusion process which is responsible for decreasing the rate of molecule conversion.

In Fig. 7 we provide the truncated Wigner results for the back-to-back and collinear pair-correlation functions for the cases where s -wave scattering interactions are neglected and included. In both cases, the back-to-back correlation is exceeded by the collinear correlation, i.e. $g_{BB}^{(2)}(k_0, -k_0, t) < g_{CL}^{(2)}(k_0, k_0, t)$, with the effect becoming more dramatic with time. It is interesting to note that the back-to-back pair correlation eventually turns into anti-correlation, i.e. $g_{BB}^{(2)}(k_0, -k_0) < 1$, for sufficiently long times when the molecular depletion is large. As the atomic density increases, we see atom-atom recombination which is not correlated at the two momenta consid-

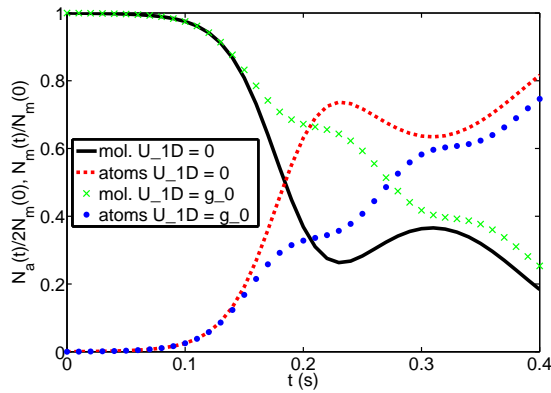


FIG. 6: (Color online) Fractional particle numbers for $t_{final} = 0.40$ s, for the case of a non-uniform condensate with $U_{1D} = 0$ (black solid line and red dashed line) and $U_{1D} = g_0$ (green crosses and blue dotted), for the truncated Wigner results. The fractional atom number (blue dotted and red dashed) and the fractional molecule number (black solid and green crosses) are shown. For the $U_{1D} = 0$ case for $t > 0.20$ s, we observe an increase in the molecular population from atom-atom recombination. With the inclusion of s -wave scattering interactions we again see the effects of phase diffusion.

ered, so that atoms are not removed equally from each of the modes under consideration. Overall, by using the truncated Wigner method to go beyond the realm of the positive- P simulations, we are able to observe the effects of s -wave scattering on correlation dynamics for realistic inhomogeneous condensates.

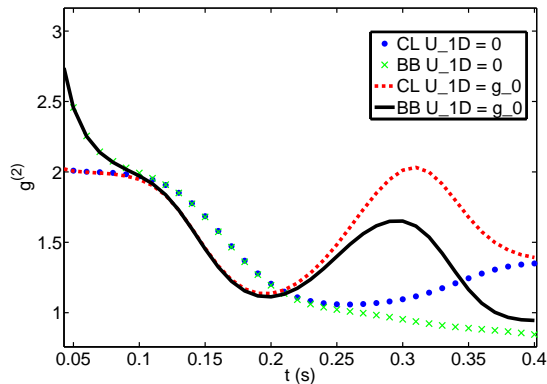


FIG. 7: (Color online) Plot of the atomic pair-correlation functions for back-to-back (black solid and green crosses) and collinear (blue dotted and red dashed) scattering processes, $g_{BB}^{(2)}(k_0, -k_0, t)$ and $g_{CL}^{(2)}(k_0, k_0, t)$, respectively. Results are shown for $t_{final} = 0.40$ s, for a non-uniform condensate with $U_{1D} = 0$ (blue dotted and green crosses) and $U_{1D} = g_0$ (black solid and red dashed). The back-to-back correlation drops below the collinear correlation.

VII. CONCLUSIONS

In this work we have compared three different theoretical approaches to the problem of dissociation of molecular Bose-Einstein condensates. We have considered the case where the atoms resulting from this dissociation process are not trapped, but move away from the parent molecules with momenta that are a function of the detuning. In particular, we have calculated atomic and molecular populations and analysed the effects of atom-atom interactions beyond the short time limit for inhomogeneous condensates. We have also investigated quantum correlations, providing quantitative results for the back-to-back and collinear pair-correlations, which cannot be calculated in the standard mean-field Gross-Pitaevskii approach. This is a subject of immediate interest as experiments which can measure these correlations can now be performed, particularly with metastable helium [8].

In principle, the preferred theoretical method would be the stochastic integration of equations in the positive- P representation, as these give complete access to all properties of the interacting many-body quantum system. In practice, however, the problems inherent in the integration of these equations, especially when s -wave interactions of any appreciable strength are present, mean that the positive- P equations are only useful for short times. Another method which has been widely applied to model BEC dynamics is the HFB approach. In some sense this is equal to the commonly used linearisation procedures of quantum optics, and similarly to that area, we find that we must be careful with its validity. In fact, we have shown here that the HFB approach will sometimes become inaccurate on shorter time scales than those which give problems in the positive- P representation approach. Although it does present computational advantages in that the equations need only be solved once by contrast with the phase-space representations where averages need to be taken over many realisations, we see that it is also not useful for all parameter regimes. This could be remedied, at least in part, by including the effects of molecular fluctuations. However, this is a cumbersome and computationally expensive process.

We have found that the most useful of the methods is the truncated Wigner representation. Although the approximations necessary to obtain stochastic differential equations mean that the mapping from the quantum Hamiltonian is not exact, we find that the truncated Wigner method agrees with the first-principle positive- P results whenever such a comparison is possible to make. It also has the advantages of not suffering from the stability problems of the positive- P representation and is valid over longer times than the HFB approach. In conclusion therefore, we find that while the positive- P and HFB approaches are useful in some regimes, the truncated Wigner representation is best suited to this problem.

Acknowledgments

This work was supported by the Australian Research Council Centre of Excellence for Quantum-Atom Op-

tics (CE0348178), the ARC Discovery Project scheme (DP0343094), and an award under the Merit Allocation Scheme of the National Facility of the Australian Partnership for Advanced Computing.

-
- [1] S. T. Thompson, E. Hodby, and C. E. Wieman, *Phys. Rev. Lett.* **94**, 020401 (2005).
 - [2] M. Greiner *et al.*, *Phys. Rev. Lett.* **94**, 110401 (2005).
 - [3] S. Dürr, T. Volz, and G. Rempe, *Phys. Rev. A* **70**, 031601 (2004).
 - [4] T. Mukaiyama *et al.*, *Phys. Rev. Lett.* **92**, 180402 (2004).
 - [5] K. V. Kheruntsyan, M. K. Olsen, and P. D. Drummond, *Phys. Rev. Lett.* **95**, 150405 (2005).
 - [6] C. M. Savage and K. V. Kheruntsyan, *Phys. Rev. Lett.* **99**, 220404 (2007).
 - [7] T. Opatrny and G. Kurizki, *Phys. Rev. Lett.* **86**, 3180 (2001).
 - [8] A. Perrin *et al.*, *Phys. Rev. Lett.* **99**, 150405 (2007).
 - [9] S. Fölling *et al.*, *Nature* **434**, 481 (2005).
 - [10] E. Altman, E. Demler, and M. D. Lukin, *Phys. Rev. A* **70**, 013603 (2004).
 - [11] R. Bach and K. Rz zewski, *Phys. Rev. Lett.* **92**, 200401 (2004).
 - [12] M. Schellekens *et al.*, *Science* **310**, 648 (2005).
 - [13] F. Lang *et al.*, arXiv:0809.0061.
 - [14] C. M. Savage, P. E. Schwenn, and K. V. Kheruntsyan, *Phys. Rev. A* **74**, 033620 (2006).
 - [15] K. V. Kheruntsyan, *Phys. Rev. Lett.* **96**, 110401 (2006).
 - [16] K. V. Kheruntsyan, *Phys. Rev. A* **71**, 053609 (2005).
 - [17] K. V. Kheruntsyan and P. D. Drummond, *Phys. Rev. A* **66**, 031602 (2002).
 - [18] U. V. Poulsen and K. M lmer, *Phys. Rev. A* **63**, 023604 (2001).
 - [19] M. W. Jack and H. Pu, *Phys. Rev. A* **72**, 063625 (2005).
 - [20] B. Zhao *et al.*, *Phys. Rev. A* **75**, 042312 (2007).
 - [21] M. G. Moore and A. Vardi, *Phys. Rev. Lett.* **88**, 160402 (2002).
 - [22] I. Tikhonenkov and A. Vardi, *Phys. Rev. Lett.* **98**, 080403 (2007).
 - [23] M. H. Anderson *et al.*, *Science* **269** (1995).
 - [24] C. Pethick and H. Smith, *Bose-Einstein Condensation in Dilute Gases* (Cambridge University Press, United Kingdom, 2002).
 - [25] M. Holland, J. Park, and R. Walser, *Phys. Rev. Lett.* **86**, 1915 (2001).
 - [26] P. D. Drummond and J. F. Corney, *Phys. Rev. A* **60**, R2661 (1999).
 - [27] J. J. Hope and M. K. Olsen, *Phys. Rev. Lett.* **86**, 3220 (2001).
 - [28] M.  gren and K. V. Kheruntsyan, *Phys. Rev. A* **78**, 011602(R) (2008).
 - [29] M. J. Davis *et al.*, *Phys. Rev. A* **77**, 023617 (2008).
 - [30] P. D. Drummond and C. W. Gardiner, *J. Phys. A* **13**, 2353 (1980).
 - [31] P. D. Drummond and S. J. Carter, *J. Opt. Soc. Am. B* **4**, 1565 (1987).
 - [32] M. J. Steel *et al.*, *Phys. Rev. A* **58**, 4824 (1998).
 - [33] A. Sinatra, C. Lobo, and Y. Castin, *Phys. Rev. Lett.* **87**, 210404 (2001).
 - [34] J. N. Milstein, C. Menotti, and M. Holland, *New Journal of Physics* **5**, 52.1 (2003).
 - [35] S. A. Morgan, *Phys. Rev. A* **72**, 043609 (2005).
 - [36] D. A. W. Hutchinson, R. J. Dodd, and K. Burnett, *Phys. Rev. Lett.* **81**, 2198 (1998).
 - [37] A. Griffin, *Phys. Rev. B* **53**, 9341 (1996).
 - [38] D. J. Heinzen *et al.*, *Phys. Rev. Lett.* **84**, 5029 (2000).
 - [39] P. Deuar and P. D. Drummond, *Phys. Rev. Lett.* **98**, 120402 (2007).
 - [40] P. Deuar and P. D. Drummond, *J. Phys. A* **39**, 2723 (2006).
 - [41] A. Gilchrist, C. W. Gardiner, and P. D. Drummond, *Phys. Rev. A* **55**, 3014 (1997).
 - [42] E. Timmermans *et al.*, *Phys. Rep.* **315**, 199 (1999).
 - [43] R. A. Duine and H. T. C. Stoof, *Phys. Rep.* **86**, 115 (2004).
 - [44] T. K hler, K. G ral, and P. S. Julienne, *Rev. Mod. Phys.* **78**, 1311 (2006).
 - [45] P. D. Drummond and K. V. Kheruntsyan, *Phys. Rev. A* **70**, 033609 (2004).
 - [46] A. A. Norrie, R. J. Ballagh, and C. W. Gardiner, *Phys. Rev. A* **73**, 043617 (2006).
 - [47] C. Lobo, A. Sinatra, and Y. Castin, *Phys. Rev. Lett.* **92**, 020403 (2004).
 - [48] C. W. Gardiner and P. Zoller, *Quantum Noise, 2nd Ed.* (Springer, 2000).
 - [49] P. Deuar and P. D. Drummond, *J. Phys. A: Math Gen.* **39**, 1163 (2006).
 - [50] P. Deuar and P. D. Drummond, *J. Phys. A: Math Gen.* **39**, 2723 (2006).
 - [51] J. F. Corney and P. D. Drummond, *Phys. Rev. A* **68**, 068322 (2003).
 - [52] M. K. Olsen and L. I. Plimak, *Phys. Rev. A* **68**, 031603 (2003).
 - [53] M. K. Olsen, *Phys. Rev. A* **69**, 013601 (2004).
 - [54] M. K. Olsen, A. S. Bradley, and S. B. Cavalcanti, *Phys. Rev. A* **70**, 033611 (2004).
 - [55] D. F. Walls and G. J. Milburn, *Quantum Optics, 2nd Ed.* (Springer, 1995).
 - [56] L. Plimak, M. K. Olsen, M. Fleischhauer, and M. J. Collett, *Europhys. Lett.* **56** (2001).
 - [57] M. K. Olsen, K. Dechoum, and L. I. Plimak, *Opt. Commun.* **190** (2001).
 - [58] A. Sinatra, C. Lobo, and Y. Castin, *J. of Phys. B* **35**, 3599 (2002).
 - [59] R. Bach, M. Trippenbach, and K. Rz zewski, *Phys. Rev. A* **65**, 063605 (2002).
 - [60] P. Zin *et al.*, *Phys. Rev. Lett.* **94**, 200401 (2005).
 - [61] J. Javanainen *et al.*, *Phys. Rev. Lett.* **92**, 200402 (2002).
 - [62] S. W ster, J. Hope, and C. M. Savage, *Phys. Rev. A* **71**, 033604 (2005).
 - [63] J. P. Blaizot and G. Ripka, *Quantum theory of finite systems* (MIT Press, Cambridge, MA, 1986).
 - [64] M. D. Reid and P. D. Drummond, *Phys. Rev. A* **40**, 4493 (1989).
 - [65] P. Deuar and P. D. Drummond, *Phys. Rev. Lett.* **98**,

- 0120402 (2007).
- [66] K. V. Kheruntsyan *et al.*, Phys. Rev. A **71**, 053615 (2005).
 - [67] XMDS documentation available at www.xmds.org.
 - [68] M. Lewenstein and L. You, Phys. Rev. Lett. **77**, 3489 (1996).
 - [69] H. Xiong, S. Liu, and G. Huang, Phys. Lett. A **301**, 203 (2002).
 - [70] W. Li *et al.*, Phys. Lett. A **285**, 45 (2001).
 - [71] M. Ögren, private communication.
 - [72] R. Glauber, Phys. Rev. A **130**, 2529 (1963).
 - [73] A. Bezett, E. Toth, and P. B. Blakie, Phys. Rev. A **77**, 023602 (2008).