

The Collapse of the Polynomial Hierarchy: $\mathbf{NP} = \mathbf{P}$

Javaid Aslam *
jaslamx@yahoo.com

February 18, 2019

Abstract

We resolve the $\mathbf{NP} = ?\mathbf{P}$ question by providing an existential proof to the following conjecture on polynomial time enumeration:

A sufficient condition for the existence of a P-time algorithm for any enumeration problem is the existence of a partition hierarchy of the solution space, where this hierarchy is represented by an n -partite directed acyclic graph, with the nodes in each node partition representing the [disjoint] partition of the solution space at that level, and the edges representing the subset relationship, n being a problem size parameter.

This existential proof is a P-time counting algorithm obtained by extending the basic group enumeration technique to the set of perfect matchings in a bipartite graph.

The sequential time complexity of this $\#\mathbf{P}$ -complete problem is shown to be $O(n^{30})$.

And thus we prove a result even more surprising than $\mathbf{NP} = \mathbf{P}$, that is, $\#\mathbf{P} = \mathbf{FP}$, where \mathbf{FP} is the class of functions, $f : \{0, 1\}^* \rightarrow \mathbb{N}$, computable in polynomial time on a deterministic model of computation such as a deterministic Turing machine or a RAM.

Since $\mathbf{NP} \subseteq \mathbf{P}^{\#\mathbf{P}}$, the Polynomial Hierarchy thus collapses to \mathbf{P} .

Keywords: *Counting Complexity, Permutation Group Algorithms, Perfect Matching, Hamiltonian Circuit, Polynomial Hierarchy.*

1 Introduction

Enumeration problems [GJ79] deal with counting the number of solutions in the given instance of a search problem, for example, counting the total number of Hamiltonian circuits in a given graph. Their complexity poses unique challenges and surprises. Most of them are \mathbf{NP} -hard, and therefore, even if $\mathbf{NP} = \mathbf{P}$, it does not imply a polynomial solution for example, for the Hamiltonian circuit enumeration problem.

These problems fall into a distinct class of polynomial time equivalent problems called the $\#\mathbf{P}$ -complete problems [Val79b]. As noted by Jerrum [Jer94], $\#\mathbf{P}$ -hard problems are ubiquitous—those in \mathbf{FP} are more of an exception. What has been found quite surprising is that the enumeration problem for perfect matching in a bipartite graph is $\#\mathbf{P}$ -complete [Val79a] even though the associated search problem has long been known to be in \mathbf{P} [Edm65].

*©Copyright Javaid Aslam 2009-2015, Santa Clara, CA 95054 All rights reserved.

Enumeration of a permutation group has long been known to be in **FP** [But91, Hof82]). The basic technique for enumerating a permutation group $G < S_n$ is based on creating a hierarchy of the coset decompositions over a sequence of the subgroups of G , where the smallest subgroup is the trivial group I . Each partition at each level of the hierarchy is bounded by the size of the associated set of the coset representatives of the subgroup. This bound is always n , where n is the degree of the permutation group.

For the symmetric group, S_n , the partition hierarchy for a fixed generating set is shown in Figure 1.

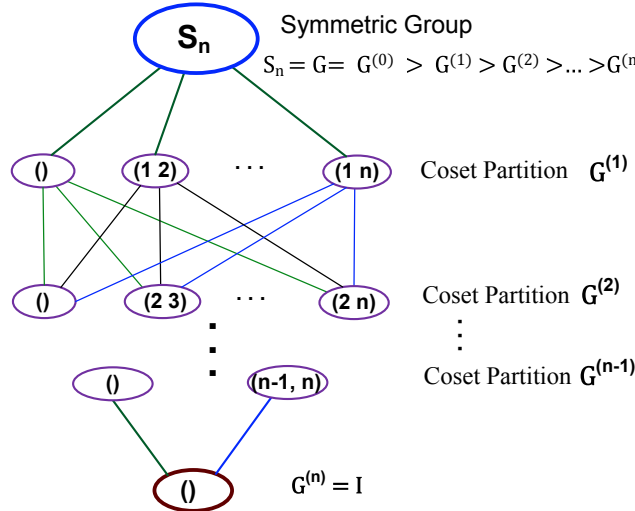


Figure 1: A Hierarchy of Coset Decompositions of S_n

Each of the coset decompositions over the subgroup sequence is represented by the coset representatives of the subgroup at that level, and since each coset representative multiplies all the elements of the associated subgroup, this partition hierarchy exhibits a pattern of multiplication that can be modeled as a complete n -partite graph. The order of the group is then the product of the sizes of each node partitions.

One should also note that each path from the “source” node to the “terminal” node, representing the multiplication of all the coset representatives on that path, is a unique permutation in this group, S_n .

We extend this basic group enumeration technique as follows. Beginning with the solution space of perfect matchings, S_n , the coset decompositions of S_n are further partitioned into disjoint subsets induced by the graph theoretic “coset representatives” for the perfect matching subsets in the complete bipartite graph, $K_{n,n}$. This partition hierarchy so obtained exhibits a very similar multiplication pattern, leading to an n -partite graph, although not a complete one, even for all the $n!$ perfect matchings in $K_{n,n}$.

The disjoint subsets so obtained are equivalence classes and the representatives of these classes remain bounded by a polynomial because of the inherent properties of this graph theoretic permutation multiplication in $K_{n,n}$. This enables a P-time enumeration of the solution space containing all the perfect matchings.

The above partitioning hierarchy is driven by the mapping of a specific generating set of the symmetric group S_n to a graph theoretic “generating set” which then is used to construct a *generating graph* for generating all the perfect matchings as directed paths in the generating graph which is a directed acyclic n -partite graph of size $O(n^3)$. Each perfect matching in a bipartite graph of size $2n$ is expressed as a unique directed path of size $n - 1$, called Complete *Valid Multiplication Path* (CVMP), in the generating graph. These graph theoretic coset representatives induce disjoint subsets of each coset, called CVMPSets.

The condition for a CVMP of length $n - 1$ to represent the associated perfect matching in the given bipartite graph is captured as an attribute, called Edge Requirements (ER), of the CVMP. This attribute further induces a disjoint partition of each CVMPSet, called MinSet sequences, where a MinSet contains all Valid Multiplication Paths (VMPs) of common ER.

Each MinSet thus induces an equivalence class containing exponentially many MinSet sequences, where each class in the partition is represented by its prefix, a MinSet.

Main results of this paper are summarized as follows:

1. The mapping of a generating set for S_n to a graph theoretic generating set as covered by Theorem 3.1 and Lemma 3.5.
2. A hierarchy of the partitions of the solution space of the perfect matchings in bipartite graphs- decomposition of a coset into CVMPSets (Property 3.24), and then CVMPSets into MinSet sequences.
Lemma 4.12 states states how exponentially many MinSet sequences in any CVMPSet are partitioned into polynomially many equivalence classes, each represented by polynomially many prefixes of MinSets.
3. Condition for the existence of a perfect matching: Lemma 4.2 provides the criteria for a CVMP of length $n - 1$ to represent a perfect matching in the given bipartite graph.
4. A polynomial time counting scheme: Algorithm 4.1 describes a high level logic to count all the perfect matchings in time $O(n^{30})$. The correctness of the algorithm is proved by Lemma 4.18.

Section 5 provides the conclusion, the collapse of the Polynomial Hierarchy.

2 Preliminaries: Group Enumeration

The following concepts can be found in many standard books (including [But91]) on permutation group theory. The notations and definitions used here are taken mostly from [Hof82].

2.1 The Permutation Group

Let G be a (finite or infinite) set of elements, and let “ \cdot ” be an associative binary operation, called *multiplication*. Then G is a group if satisfies the following axioms:

1. $\forall x, y \in G, x \cdot y \in G$.
2. there exists an element, $e \in G$, called the identity, such that $\forall x \in G, x \cdot e = e \cdot x = x$.
3. $\forall x \in G$, there is an element $x^{-1} \in G$, called the inverse of x , such that $x \cdot x^{-1} = x^{-1} \cdot x = e$.

Let H be a subgroup of G , denoted as $H < G$. Then $\forall g \in G$ the set $H \cdot g = \{h \cdot g | h \in H\}$ is called a right *coset* of H in G . Since any two cosets of a subgroup are either disjoint or equal, any group G can be partitioned into its right (left) cosets. That is, using the right cosets of H we can partition G as:

$$G = \biguplus_{i=1}^r H \cdot g_i \quad (2.1)$$

The elements in the set $\{g_1, g_2, \dots, g_r\}$ are called the *right coset representatives* (AKA a *complete right traversal*) for H in G .

In this paper we will deal with only one specific type of finite groups called *permutation groups*. A *permutation* π of a finite set, $\Omega = \{1, 2, \dots, n\}$, is a 1-1 mapping from Ω onto itself, where for any $i \in \Omega$, the image of i under π is denoted as i^π . The product of two permutations, say π and ψ , of Ω will be defined by $i^{\pi\psi} = (i^\pi)^\psi$.

A permutation group contains permutations of a finite set Ω where the binary operation, the multiplication, is the the product of two permutations. The group formed on all the permutations of Ω is a distinguished permutation group called the *Symmetric Group* of Ω , denoted as S_n .

We will use the cycle notation for permutations. That is, if a permutation $\pi = (i_1, i_2, \dots, i_r)$, where $i_x \in \Omega$, and $r \leq n$, then $i_x^\pi = i_{x+1}$, for $1 \leq x < r$ and $i_r^\pi = i_1$. Of course, a permutation could be a product of two or more disjoint cycles.

2.2 The Enumeration Technique

A permutation group enumeration problem is essentially finding the *order* of the group. It is similar to an enumeration problem corresponding to any search problem [GJ79] over a finite universe.

A *generating set* of a permutation group G is defined to be the set of permutations, $K \subset G$, such that all the elements in G can be written as a finite (polynomially bounded) product of the elements in K .

Let $G^{(i)}$ be a subgroup of G obtained from $G < S_n$ by fixing all the points in $\{1, 2, \dots, i\}$. That is, $\forall \pi \in G^{(i)}$, and $\forall j \in \{1, 2, \dots, i\}$, $j^\pi = j$. Then it is easy to see that $G^{(i)} < G^{(i-1)}$, where $1 \leq i \leq n$ and $G^{(0)} = G$. The sequence of subgroups

$$I = G^{(n)} < G^{(n-1)} < \dots < G^{(1)} < G^{(0)} = G \quad (2.2)$$

is referred to as a *stabilizer chain* of G .

The stabilizer chain in (2.2) gives rise to a generating set given by the following Theorem [Hof82].

Theorem 2.1. [Hof82] Let U_i be a set of right coset representatives for $G^{(i-1)}$ in $G^{(i)}$, $1 \leq i \leq n$. Then a generating set K of the group $G < S_n$ is given by

$$K = \bigcup_{i=1}^n U_i, \quad (2.3)$$

Group enumeration by a generating set creates a canonic representation of the group elements, i.e., a mapping f defined as

$$f : \prod_{i=n}^1 U_i \rightarrow \{\psi_n \psi_{n-1} \psi_{n-2} \dots \psi_i \psi_{i-1} \dots \psi_2 \psi_1 \mid \psi_i \in U_i\} = G. \quad (2.4)$$

The order $|G|$ can then be easily computed in time $O(n^2)$ by

$$|G| = \prod_{i=1}^n |U_i|, \quad (2.5)$$

These generating sets are not unique, and the one we are interested in is derived from those coset representatives that are transpositions (except for the identity). That is, for $G = S_n$ and for the subgroup tower in Eqn. (2.2), the set of coset representatives U_i are [Hof82]

$$U_i = \{I, (i, i+1), (i, i+2), \dots, (i, n)\}, \quad 1 \leq i < n. \quad (2.6)$$

Then the generating set K of S_n is given by

$$K = \bigcup U_i = \{I, (1, 2), (1, 3), \dots, (1, n), (2, 3), (2, 4), \dots, (2, n), \dots, (n-1, n)\} \quad (2.7)$$

The partition hierarchy of the cosets for S_n is shown above in Figure 1.

Example: All the sets U_i for the stabilizer chain (2.2) of the symmetric group S_4 are shown in Table 1. All the permutations in S_4 can be expressed as a unique ordered product, $\psi_4 \psi_3 \psi_2 \psi_1$, of the four permutations $\psi_1 \in U_1$, $\psi_2 \in U_2$, $\psi_3 \in U_3$ and $\psi_4 \in U_4$. For example, the permutation (1,3,2,4) in S_4 has a unique canonic representation, $\psi_4 \psi_3 \psi_2 \psi_1 = I * (3, 4) * (2, 4) * (1, 3)$; the element (1, 2) is represented as $I * I * I * (1, 2)$. Also, note that under this enumeration scheme the order of S_4 can be found by computing the product, $|U_1| * |U_2| * |U_3| * |U_4|$.

U_1	U_2	U_3	U_4
$\{I, (1, 2), (1, 3), (1, 4)\}$	$\{I, (2, 3), (2, 4)\}$	$\{I, (3, 4)\}$	$\{I\}$

Table 1: The Generators of S_4

We will use the above group generating set concepts in developing a combinatorial structure, i.e., a graph theoretic analog of the generating set K , for generating all the perfect matchings in a bipartite graph.

3 Perfect Matching Enumeration

In this Section we develop additional core concepts upon which this enumeration technique, *permutation algebra*, is based. The three key structures that constitute this technique are (1) the graph theoretic generating set, (2) the generating graph for the perfect matchings, and (3) the directed path, called *Valid Multiplication Path* (VMP), along with its qualifier, called, the *Edge Requirement*.

Two key results of this Section are, (1) Lemma 3.21, which provides the specification of the perfect matching represented by a directed path in the generating graph, and (2) Lemma 4.2, which provides the criteria for that perfect matching to exist in the given bipartite graph.

Perfect Matchings in a Bipartite Graph

Let $BG = K_{n,n} = (V \cup W, E)$ be a complete bipartite graph on $2n$ nodes, where, $|V| = |W|$, $E = V \times W$ is the edge set, and both the node sets V and W are labeled from $\Omega = \{1, 2, \dots, n\}$ in the same order. Under such an ordering of the nodes, the node pair $(v_i, w_i) \in V \times W$ will often be referred to as simply the *node pair at position i* in BG .

A *perfect matching* in a bipartite graph BG' is a subset $E' \subseteq E$ of the edges in BG' such that each node in BG' is incident with exactly one edge in E' .

A perfect matching E' in BG represents a permutation π in S_n , and hence a 1-1 onto correspondence in a natural way. That is, for each edge $(v, w) \in E' \iff v^\pi = w$.

3.1 Permutation Multiplication in a Bipartite Graph

We first develop graph theoretic representation of the (right) *Coset* decomposition (Eqn. (2.1)) of a permutation group. We will consider only those *coset representatives* that are transpositions; that is, we choose the generating set of the Symmetric group, S_n , to be the set of transpositions given by Eqn. (2.7).

Multiplication by a Transposition

The following figures illustrate permutation multiplication by a transposition $(2, 3)$ in a bipartite graph $BG' = (V, W, V \times W)$ on 10 nodes. For clarity, only those edges in $K_{5,5}$ that participate in this multiplication are shown in BG' .

Figure 1(a) shows a bipartite graph having two perfect matchings realizing the permutation $\pi = I$ (identity permutation) and the product $\pi\psi = I * (2, 3)$. Note that the edges v_2w_2 and v_3w_3 need not be present for the product $\pi\psi$ to be realized as a perfect matching in BG' .

Figure 1(b) shows the multiplication $\pi\psi = (1, 2, 4, 3, 5) * (2, 3)$ as a cascade of two perfect matchings in two bipartite graphs. It also shows how do the edges representing the multiplier, $(2, 3)$, depend on the multiplicand, $(1, 2, 4, 3, 5)$.

Figure 1(c) shows the two perfect matchings corresponding to the two permutations, $(1, 2, 4, 3, 5)$ and $(1, 3, 5)(2, 4)$, and the graph cycle, (v_1, w_2, v_4, w_3) representing the multiplier $(2, 3)$, responsible for the multiplication.

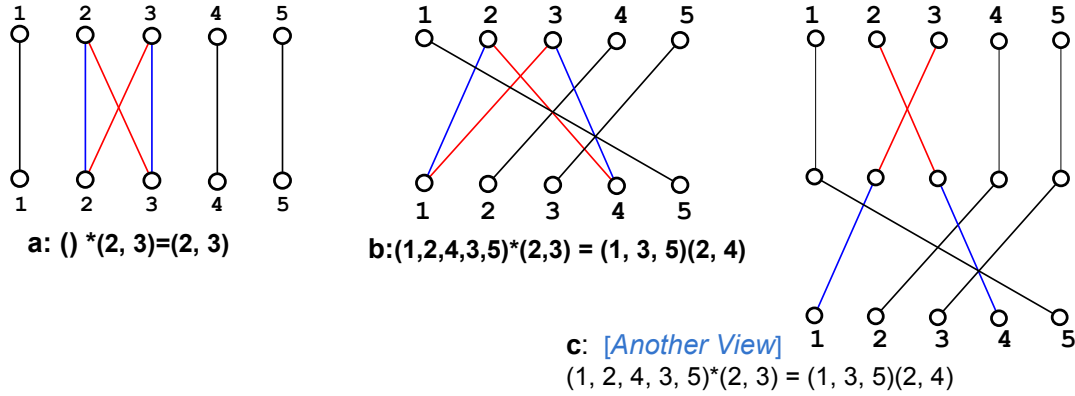


Figure 2: Permutation Multiplication in a Bipartite Graph

The above concepts inherent in permutation multiplication are succinctly described by the following Theorem. Let $E(\pi)$ denote a perfect matching in a bipartite graph BG' realizing a permutation $\pi \in S_n$.

Theorem 3.1. *Let $\pi \in S_n$ be realized as a perfect matching $E(\pi)$ in a bipartite graph BG' on $2n$ nodes. Then for any transposition, $\psi \in S_n$, the product $\pi\psi$ is also realized by BG' iff BG' contains a cycle of length 4 such that the two alternate edges in the cycle are covered by $E(\pi)$ and the other two by $E(\pi\psi)$.*

(The proof is in Appendix A.1)

Remark 3.2. *The fact that ψ is hidden - not directly realized by BG' , and all the edges of π are not required to confirm the product $\pi\psi$ in BG' , is critical to modeling the permutation multiplication.*

Example: In Figure 1(b) the edge pair $(13, 42)$ represents the transposition $\psi = (2, 3)$ for the perfect matching $\pi = (1, 2, 4, 3, 5)$. The product $\pi\psi$ is $(1, 3, 5)(2, 4)$.

3.1.1 Multiplication by a Coset Representative

Within the scope of the perfect matching problem we will assume the permutation group $G = S_n$. Let $\mathbb{M}(BG)$ denote the set of permutations realized as perfect matchings in BG . Let $E(\pi)$ denote the set of edges in BG representing the perfect matching that realizes the permutation $\pi \in G$. The perfect matching realizing the identity permutation I will be referred to as the *identity matching* denoted by $E(I)$.

Let $BG = K_{n,n}$. Then we have $\forall \pi \in G$ and $\forall v \in V$, there exists a pair $(v, w) \in E$ such that $v^\pi = w \iff vw \in E(\pi) \in BG$. Therefore, $\mathbb{M}(BG) = G$.

Let BG_i denote the sub (bipartite) graph of $BG = K_{n,n}$ induced by the subgroup $G^{(i)}$ such that all the permutations realized (as perfect matchings) by BG_i fix the points in $\{1, 2, \dots, i\}$. That is, $\forall t \in \{t \mid 1 \leq t \leq i\}$, there is exactly one edge $v_t w_t$ incident on the nodes v_t and w_t . Moreover, BG_i contains a complete bipartite graph, $K_{n-i, n-i}$, on the nodes at positions $i+1, i+2, \dots, n$. That is, now we have $\mathbb{M}(BG_i) = G^{(i)}$.

Figure [3] shows the multiplication of a permutation π by a right coset representative, ψ , for $i = 1$ and $n = 5$. The edge pair $(v_i w_k, v_t w_i)$ represents $\psi = (1, 3)$ which multiplies the permutation $(2, 4, 3, 5)$ to produce the result $(2, 4, 3, 5) * (1, 3) = (1, 3, 5, 2, 4)$.

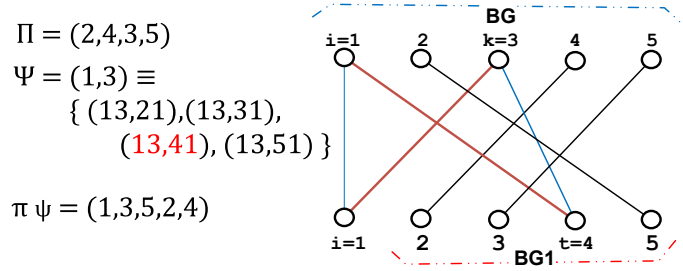


Figure 3: Multiplication by a Coset Representative $\psi = (1, 3)$

The following Corollary of Theorem 3.1 is the basis for constructing a *generating set* for generating all the perfect matchings in a bipartite graph $K_{n,n}$. It transforms the original generating set K of S_n into a graph theoretic “generating set”, E_M (Defn. 4.2).

Corollary 3.3. *Let $BG = K_{n,n}$ be a complete bipartite graph, and U_i be a set of right coset representatives of $G^{(i)}$ in $G^{(i-1)}$ given by Eqn. (2.6). Then for each $\psi = (i, k) \in U_i$ and each $\pi \in G^{(i)}$, $\pi\psi$ is realized by BG_{i-1} iff there exists a unique edge pair, $a_i(\pi, \psi) = (v_i w_k, v_t w_i)$ in BG_{i-1} , representing ψ for a given π such that $i^\psi = k = t^\pi$.*

When the coset representative ψ is an identity, i.e., $i^\psi = i$, we have a special case of the above behavior where the edge pair $a_i(\pi, \psi)$ reduces to one edge $v_i w_i$ for each $\pi \in G^{(i)}$.

(Proof is in Appendix A.2)

3.2 A Graph Theoretic Generating Set

Based on the above model of permutation multiplication, we develop a foundation for generating all the perfect matchings in the complete bipartite graph, $K_{n,n}$. More specifically we capture the right coset formation in $K_{n,n}$ by providing a mapping from the Coset Representatives to the edge pairs in $K_{n,n}$.

Let $\pi \in G^{(i)}$, and $\psi = (i, k) \in U_i$ (2.6), where U_i is a right coset representative for $G^{(i)}$ in $G^{(i-1)}$, $1 \leq i < k \leq n$.

Let (iw, vi) denote an ordered pair of edges at the node position i , $1 \leq i \leq n$, in $K_{n,n}$, where $V = W = \{1, 2, \dots, n\}$.

Definition 3.4. A matching generator, $g(i)$ $1 \leq i \leq n$, for the subgraph BG_i in $K_{n,n}$ is defined as:

$$g(i) \stackrel{\text{def}}{=} \{(ii, ii)\} \cup \{(iw, vi) \mid \forall (v, w) \in K_{n-i, n-i}, (i, w, v, i) \text{ is a cycle of length 4 in } K_{n-i+1, n-i+1}\}. \quad (3.1)$$

Note that $g(i)$ is induced by the subgroup, $G^{(i)} < G$, which fixes all the points in $\{1, 2, \dots, i\}$.

Lemma 3.5. There exists a mapping

$$h : G^{(i)} \times U_i \longrightarrow g(i) \times M(BG_i),$$

such that $\forall (\pi, \psi) \in G^{(i)} \times U_i$, $\exists (x_i, pm) \in g(i) \times M(BG_i)$ such that $\pi\psi$ is realized by a unique cycle of length 4 in $K_{n-i+1, n-i+1}$ defined by x_i and pm .

Proof. Follows from Corollary 3.3. □

Remark. Note that while the above cycle in $K_{n-i+1, n-i+1}$ realizing $\pi\psi$ is unique, the perfect matching, $pm \in M(BG_i)$ is not.

From the above Lemma 3.5 it is clear that each edge pair $a_i \in g(i)$ realizes a product $\pi\psi_k$ for some $\pi \in G^{(i)}$ and $\psi_k \in U_i$.

Let $\psi(a_i)$ denote the associated ψ_k that it realizes. Then the following is a corollary of the above Lemma.

Corollary 3.6. For each $\psi = (i, k) \in U_i$ the subset of $g(i)$ that can realize $\pi\psi$ for all $\pi \in G^{(i)}$ is:

$$\{x_i = (ik, ti) \in g(i) \mid i^\psi = k = t^\pi\}$$

Example. The coset representative $\psi = (1, 2)$ for $G^{(1)}$ in $G^{(0)}$, is realized by the set of $n - 1$ edge pairs $\{(12, 21), (12, 31), \dots, (12, n1)\}$ in $K_{n,n}$. These edge pairs uniquely realize all the products $\pi\psi$ as perfect matchings in $K_{n,n}$ from those in $K_{n-1, n-1}$ realizing all $\pi \in G^{(1)}$.

Now we can formally define a generating set, denoted as $E_M(n)$, for enumerating all the perfect matchings in $K_{n,n}$, analogous to the generating set for the Symmetric group S_n .

Definition 3.7. A generating set, denoted as $E_M(n)$, for generating all the $n!$ perfect matchings in a complete bipartite graph $K_{n,n}$ is defined as

$$E_M(n) \stackrel{\text{def}}{=} \bigcup_{i=1}^n g(i). \quad (3.2)$$

For brevity we will often qualify a permutation $\pi \in G$ as “ π covers a set of edges e ” whenever the corresponding perfect matching, $E(\pi)$ in $K_{n,n}$, covers e .

Corresponding to the identity coset representative $I \in U_i$ we will call the edge pair $(ii, ii) \in K_{n,n}$ as *identity* edge pair, denoted by id_i .

3.2.1 The Multiplicative Behavior of the Generators $g(i)$

Group enumeration by a generating set creates a canonic representation of the group elements, i.e., a mapping f defined as

$$f : \prod_{i=1}^n U_i \rightarrow \{\psi_n \psi_{n-1} \psi_{n-2} \cdots \psi_i \psi_{i-1} \cdots \psi_2 \psi_1 \mid \psi_i \in U_i\} = G. \quad (3.3)$$

This suggests the need for a set of rules that would govern the multiplication of $g(i)$ elements. The binary relations in the next sub sections are aimed to do precisely that.

3.2.2 Binary Relations over the Generating Set E_M

A Transitive Relation We now formulate a binary relation R over the generating set E_M , and then prove R to be a *transitive relation*. The definition of the relation R is based on this characteristic behavior captured by a graph cycle in $K_{n,n}$, called *R-Cycle*, that was introduced in Corollary 3.3.

R-Cycle: A Structure for the Relation R We formally define the graph cycle which provides a basis for multiplying various coset representatives. It is inductively defined as follows.

Definition 3.8. Let $a = (v_i w_k, v_j w_i)$ and $b = (v_j w_k, v_q w_j)$ be the two edge pairs in a bipartite graph $BG = K_{n,n}$, $1 \leq i < j \leq n$, at the node pairs i and j respectively. Let C_{ab} be a cycle in BG such that it covers the edge pair a , the edge $v_i w_i$, some or all the node pairs (v_x, w_x) , $i \leq x < j$, and one of the edges (depends on a) in b , if $b \neq id_j$ (if $b = id_j$ then the only edge $v_j w_j$ will be covered). Then C_{ab} is an *R-cycle* satisfying one of the following conditions:

1. C_{ab} is a cycle of length 4 covering 4 nodes nodes (v_i, w_i, v_j, w_k) from the edge pair (a, b) [Figure 4(a)].

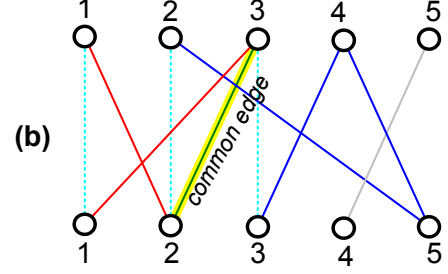
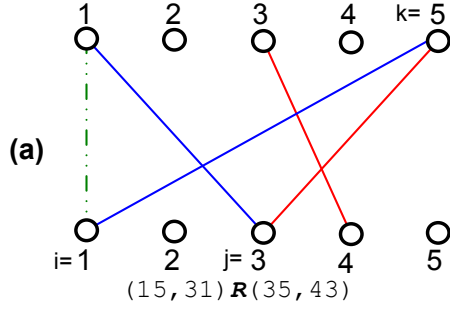


Figure 4: The Edge Pairs Forming the R-Cycle and the Relation R

2. (**Inductive**) If C_{mb} is an R -cycle of length $l \geq 4$, where $m \in g(k)$, $i < k < j$, is an edge pair in BG , then a larger R -cycle, C_{ab} , of length $l + 2$ is obtained from C_{mb} as follows. [Figure 4(b)]

Let C_{am} be an R -cycle of length $l = 4$ such that a common edge $e \in m$ is covered by both the cycles, C_{am} and C_{mb} . Then the new cycle, C_{ab} , is obtained by merging the two cycles C_{am} and C_{mb} such that the common edge e is removed. Now there is a larger R -cycle, C_{ab} of length $l + 2$, which covers the node pairs at the position k in BG .

Figure 4(b) is an example with $a = (v_1w_3, v_2w_1)$, $m = (v_2w_3, v_5w_2)$, $b = (v_4w_5, v_5w_4)$ and the common edge $e = v_2w_3$. The cycle length is increased from 6 to 8 by merging the two cycles (v_1, w_3, v_2, w_1) and $(v_2, w_3, v_3, w_4, v_5, w_2)$ to form the cycle $(v_1, w_3, v_3, w_4, v_5, w_2, v_2, w_1)$.

Remark 3.9. *The inductive construction in the above definition constrains any R -cycle such that it traverses the nodes of the bipartite graph in a strict increasing or decreasing order.*

The following definition of the relation R specifies the condition under which two coset representatives, $\psi(a_i)$ and $\psi(b_j)$, corresponding to the two edge pairs $a_i \in g(i)$ and $b_j \in g(j)$, $i < j$, realize the product, $\pi(b_j)\psi(a_i)$ in $K_{n,n}$.

3.2.3 The Transitive Relation R over $E_M(n)$

Definition 3.10. Two edge pairs $a_i \in g(i)$ and $b_j \in g(j)$, $1 \leq i < j \leq n$, are said to be related by the relation R , denoted as $a_i R b_j$, if one of the following axioms is satisfied:

1. If $a_i = id_i$ (then $a_i R b_j$ for all $b_j \in g(i + 1)$).
2. If $a_i \neq id_i$, there exists an R -cycle in $K_{n,n}$ such that the cycle covers the edge pair a_i , and one of the edges (if $b_j \neq id_j$) from the pair b_j , determined by a_i . If $b_j = id_j$, then clearly, the only available edge id_j will be covered.
3. If there exists an edge pair $m \in g(i + 1)$ such that, (i) $a_i R m$ and (ii) $m R b_j$.

Lemma 3.11. *The relation R over the set E_M is transitive.*

Proof. The result follows from the inductive definition of the R -cycle and that of the relation R (Definition 3.10(3)). □

We need to define one more kind of relationship over the generating set $E_M(n)$ in order to define the generating graph.

The Disjoint Relationship

Definition 3.12. Any two edge pairs a and b in E_M are said to be *disjoint* if (i) the corresponding edges in the bipartite graph BG are vertex-disjoint, and (ii) aRb is false. When the disjoint edge pairs a and b belong to two adjacent edge-sets, i.e., $a \in g(i)$ and $b \in g(i+1)$, $1 \leq i < n$, we indicate the relationship as aSb .

3.3 The Generating Graph

We now develop graph theoretic concepts to model each permutation in S_n by a directed path in a directed acyclic graph, called *generating graph*, denoted as $\Gamma(n)$. This *generating graph* represents the elements in the set E_M (Eqn. (3.2)) and their relationship.

Definition 3.13. The generating graph $\Gamma(n)$ for a complete bipartite graph $K_{n,n}$ on $2n$ nodes is defined as

$$\Gamma(n) \stackrel{\text{def}}{=} (V, E_R \cup E_S),$$

where $V = E_M = \cup g(i)$ (Eqn. (3.2)),

$$E_R = \{a_i a_j \mid a_i R a_j, a_i \in g(i), a_j \in g(j), |a_i R a_j| = 1, 1 \leq i < j \leq n\}, \text{ and}$$

$$E_S = \{b_i b_{i+1} \mid b_i S b_{i+1}, b_i \in g(i) \text{ and } b_{i+1} \in g(i+1), 1 \leq i < n\}.$$

Thus the generating graph is an n -partite directed acyclic graph where the nodes in the partition i are from $g(i)$, $1 \leq i \leq n$ (Eqn. (3.1)), representing the right coset representative U_i of $G^{(i)}$ in $G^{(i-1)}$, and therefore, are labeled naturally by the same edge pairs, $g(i)$.

The edges in $\Gamma(n)$ represent either the transitive relation R (by a solid directed line) between the two nodes, or the *disjoint* relationship between the two nodes (by a dotted directed line) in the adjacent partitions. Each edge is a directed edge from a lower partition node to the higher partition node. Figure 5 shows a generating graph $\Gamma(4)$ for the complete bipartite graph $K_{4,4}$.

The edges in E_R will be referred to as R -edges. Similarly, the edges in E_S will be referred to as S -edges. An R -edge between two nodes that are not in the adjacent partitions will be called a *jump* edge, whereas those between the adjacent nodes will sometimes be referred to as *direct* edges. Moreover, for clarity we will always represent a jump edge by a solid curve.

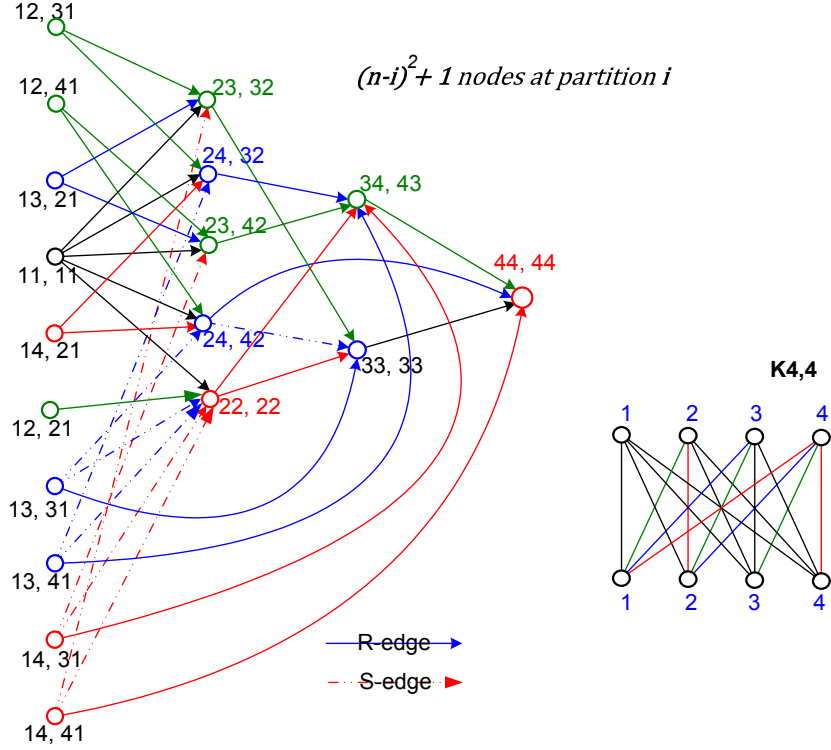


Figure 5: The Generating Graph $\Gamma(4)$ for $K_{4,4}$

Definition 3.14. An R -path, $a_i, a_{i+1}, \dots, b_j \in \Gamma(n)$ is a sequence of adjacent R -edges between the two nodes $a_i, b_j \in \Gamma(n), j > i$ such that $a_i R b_j$.

Note: The treatment of a “path” formed by a sequence of adjacent R and S -edges (generally called as RS -path) is more complex and will be discussed in the next sub Section.

Property 3.15. The following attributes of the generating graph $\Gamma(n)$ follow from the Properties stated in Appendix A.4.

$$\text{Total number of nodes in the partition } i \text{ is } |g(i)| = (n - i)^2 + 1, \quad 1 \leq i \leq n \quad (3.4)$$

$$\text{Total number of nodes in } \Gamma(n) = O(n^3) \quad (3.5)$$

$$\text{Max. } R\text{-outdegree of any node at partition } i = n - i \quad (3.6)$$

$$\text{Max. } S\text{-outdegree of any node at partition } i = (n - i - 2)^2 + 1, \quad 1 \leq i < n - 1 \quad (3.7)$$

$$\text{Total number of } R\text{-edges in } \Gamma(n) = O(n^4) \quad (3.8)$$

$$\text{Total number of } S\text{-edges in } \Gamma(n) = O(n^5) \quad (3.9)$$

3.3.1 Multiplication of two Disjoint Nodes

Lemma 3.16. *The necessary and sufficient condition for any two disjoint nodes $a \in g(i)$, $b \in g(i+1)$ in $\Gamma(n)$ to be multiplied is the existence of two disjoint R -paths from a and b to a common node $c \in g(k)$, $k > i+1$.*

(Proof is in Appendix A.6)

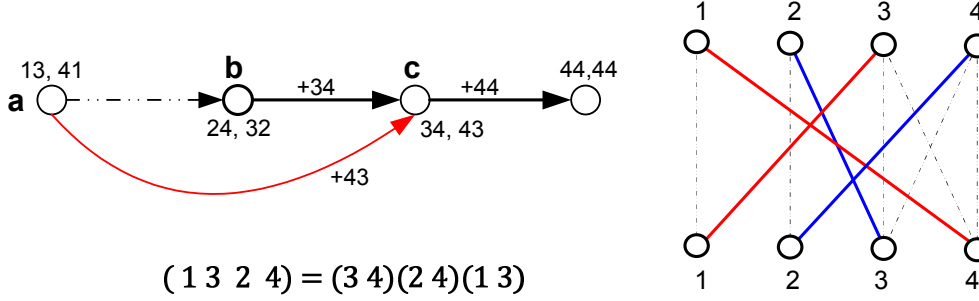


Figure 6: Multiplication of Disjoint Nodes

3.3.2 The Multiplying DAG

The above Lemma 3.16 laid out the foundation for multiplying two disjoint nodes by characterizing the associated trail of R -edges. Based on the the above concepts we can now define an inductive structure called *Multiplying Directed Acyclic Graph* (abbr. *mdag*) that will be used to completely describe the two disjoint R -paths that realize the multiplication of two disjoint nodes in two adjacent partitions.

Definition 3.17. A *Multiplying Directed Acyclic Graph*, denoted as $mdag(x_i, x_{i+1}, x_k)$, where $x_i \in g(i)$, $x_{i+1} \in g(i+1)$, $x_k \in g(k)$, $1 \leq i < k-1 \leq n-1$, is a pair of two distinguished edges—an S -edge $x_i x_{i+1}$ defined by $x_i S x_{i+1}$, and a jump edge $x_i x_k$ defined by $x_i R x_k$ such that the nodes x_{i+1} and x_k are either *disjoint* (cf Definition 3.12) or related by R . In the event that $x_{i+1} R x_k$, the two R -edges incident at x_k must be disjoint.

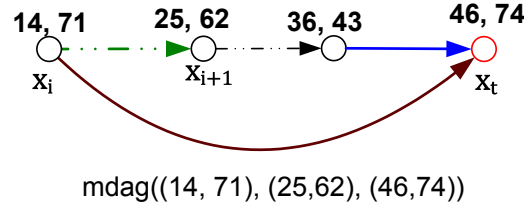


Figure 7: A Simple mdag

The above behavior of mdags drives the concept of a valid multiplication path in a generating graph $\Gamma(n)$.

3.3.3 Valid Multiplication Path

Informally speaking a path $p = x_i x_{i+1} \cdots x_{j-1} x_j$, $x_r \in g(r)$, $1 \leq i < j \leq n$ of R - and S -edges in $\Gamma(n)$ will be called a *valid multiplication path* if all the nodes on this path allow the multiplication of the corresponding coset representatives (transpositions) in the order implied by that path, i.e., the product $\psi(x_j)\psi(x_{j-1}) \cdots \psi(x_{i+1})\psi(x_i)$ is allowed by $\Gamma(n)$. We have seen that for R -paths it is always true. For an RS -path to be a VMP, additional constraints are required, and which are specified inductively using mdags as follows.

Definition 3.18. Let $p = x_i x_{i+1} \cdots x_{j-1} x_j$ be an RS -path of adjacent R - and S -edges in $\Gamma(n)$ such that exactly one node x_r is covered in each partition r between i and j where $x_r \in g(r)$, $1 \leq i \leq r \leq j \leq n$. Then p is a *valid multiplication path* if it satisfies one of the following axioms:

1. p is an R -path with no jump edges.
2. $p = x_i x_{i+1}$ is an S edge associated with an mdag, $mdag(x_i, x_{i+1}, d_k)$.
3. The path $p = x_i p'$ is obtained by incrementing a VMP, $p' = x_{i+1} x_{i+2} \cdots x_j$, using either an R -edge $x_i x_{i+1}$, or by constructing an mdag $mdag(x_i, x_{i+1}, d_k)$ such that the node $d_k \in g(k)$ either falls on p' when $k \leq j$, or $k > j$ and then x_j is disjoint to d_k or $x_j R d_k$.

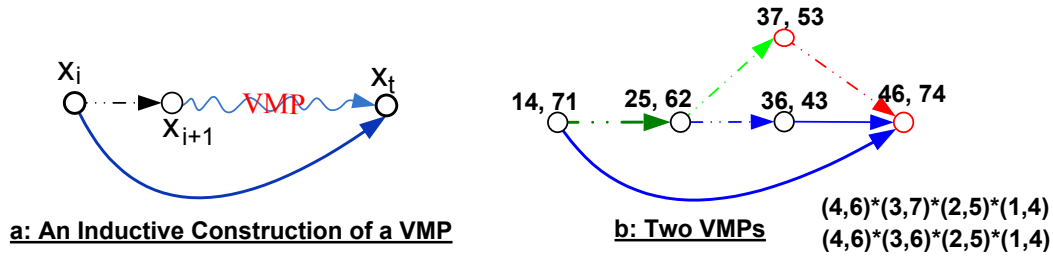


Figure 8: mdag view of a VMP

Length of an R -path

Definition 3.19. It is the number of adjacent R -edges between the node pair $(a, b) \in \Gamma(n)$, where $a R b$.

3.3.4 Complete VMP

Definition 3.20. A VMP, $p = x_i x_{i+1} \cdots x_{t-1} x_t$ in $\Gamma(n)$, is called a *complete VMP* (abbr. CVMP) iff for every S -edge, (x_j, x_{j+1}) in p , the associated mdag, $mdag(x_j, x_{j+1}, d)$, is covered by p , for some $d \in g(j+r)$, $r > 1$.

We will use the notation $VMP(x_i, x_j)$ and $CVMP(x_i, x_j)$ to represent any VMP, CVMP, respectively in a class of VMPs and CVMPs between the partitions i and j .

The concept of a *complete* VMP is motivated by the R -cycles that realize the multiplication specified by a VMP. For every S -edge on a VMP, the corresponding multiplication is not completely defined until both the associated R -edge trails, meeting at one common node, are specified. This completeness enables a CVMP to act like an R -path in composing larger VMPs.

3.3.5 Perfect Matching Composition Using a CVMP

The following Lemma follows directly from Lemma A.14

Lemma 3.21. *Every CVMP, $p = x_1x_2 \cdots x_{n-1}x_n$ in $\Gamma(n)$, represents a unique permutation $\pi \in S_n$ realized as perfect matching $E(\pi)$ in $K_{n,n}$ given by*

$$\pi = \psi(x_n)\psi(x_{n-1}) \cdots \psi(x_2)\psi(x_1), \quad (3.10)$$

where $\psi(x_r) \in U_r$ is a transposition defined by the edge pair x_r , and U_r is a set of right coset representative of the subgroup $G^{(r)}$ in $G^{(r-1)}$ such that $U_n \times U_{n-1} \cdots U_2 \times U_1$ generates S_n .

3.4 The VMP Set

Let $mdag\langle a_i \rangle = mdag(a_i, x_{i+1}, x_r)$, $r > i + 1$, denote a family of mdags. We also note that each mdag, $mdag(a_i, x_{i+1}, x_r)$, can reduce to an R -edge, a_iRx_{i+1} .

For brevity we will use the notation m_i to represent an mdag, $mdag\langle a_i \rangle$ at some node a_i in the node partition i of $\Gamma(n)$ for a bipartite graph on $2n$ nodes.

Definition 3.22. A $VMPSet(m_i, m_j)$ is a set of all the VMPs between an mdag pair (m_i, m_j) in the node partition pair (i, j) in the generating graph $\Gamma(n)$.

An Inductive Definition.

Let $m_i = mdag\langle x_i \rangle$ and $m_{i+1} = mdag\langle x_{i+1} \rangle$, where x_iRx_{i+1} . Then

$$VMPSet(m_i, m_j) = \{m_i \cdot p \mid p \in VMPSet(m_{i+1}, m_j)\} \quad (3.11)$$

Representation of a VMPSet

A polynomial representation of a VMPSet, $VMPSet(m_i, m_j)$, is a subgraph of the generating graph $\Gamma(n)$. This subgraph contains all the VMPs between the mdag pair (m_i, m_j) at the nodes a_i and b_j .

A data structure, for representing a VMPSet is a collection, called “Struct”, of various primitive components defined using Algol kind of notation as follows.

NodePartition **Array**[] of *Node*;

VMPSet($\text{mdag}\langle a_i \rangle$, $\text{mdag}\langle b_j \rangle$) =
Struct {
 ($\text{mdag}\langle a_i \rangle$, $\text{mdag}\langle b_j \rangle$);
 PartitionList **Array**[$i \cdot \cdot (j+1)$] of *NodePartition*; (3.12)
 EdgeList *Edge*;
 Count **integer**;
 }

A CVMPSet can analogously be represented by the same structure. The following Figure [9] shows a subset of a CVMPSet between two fixed mdags at nodes (16,31) and (57,85).

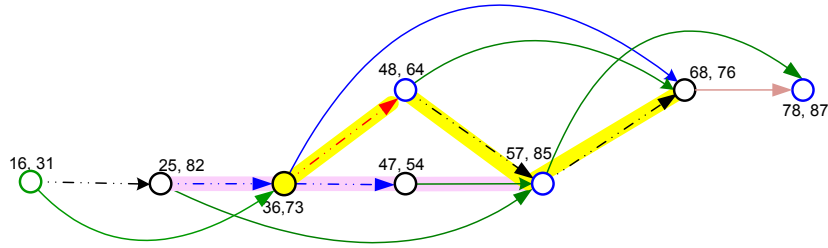


Figure 9: A Subset of $CVMPSet(\text{mdag}\langle(16, 31)\rangle, \text{mdag}\langle(57, 85)\rangle)$

3.5 CVMPSet Properties

To draw a parallel between the permutation group enumeration and the perfect matching enumeration, we present certain basic properties of a CVMPSet .

Let x_i be any node in the i th node partition $g(i)$ of the generating graph $\Gamma(n)$, where $1 \leq i \leq n - 1$. Let $\psi(x_i)$ and $\psi(y_i)$ be the two coset representatives in U_i realized by the nodes x_i and y_i respectively, where U_i is the set of coset representatives for the subgroup $G^{(i)} < G^{(i-1)} < S_n$.

Product of two VMPs

Let $p \in CVMPSet(x_{i+1}, x_{n-1})$ and $\pi(p)$ be the corresponding permutation in $G^{(i)}$. Then by $x_i \cdot p$ we imply the product $\pi(p)\psi(x_i) \in G^{(i-1)}$, where $x_i \cdot p \in CVMPSet(x_i, x_{n-1})$.

Further, by induction, we can use the term product $p \cdot q$ of two adjacent VMPs, (p, q) , synonymous with the multiplication of the associated permutations. More precisely,

$$VMPSet(m_i, m_t) \cdot VMPSet(m_t, m_j) = \{p \cdot q \mid (p, q) \in VMPSet(m_i, m_t) \times VMPSet(m_t, m_j)\} \quad (3.13)$$

Note that again, similar to the increments of a $VMPSet(m_t, m_j)$, all $q \in VMPSet(m_t, m_j)$ cannot be multiplied by all $p \in VMPSet(m_i, m_t)$.

CVMPSet : a Disjoint Partition of the Coset

Property 3.23. All CVMP sets, $CVMPSet(mdag\langle x_i \rangle, mdag\langle x_{n-1} \rangle)$ are mutually disjoint for each i , $1 \leq i \leq n-2$.

Proof. Note that each CVMP set, $CVMPSet(mdag\langle x_i \rangle, mdag\langle x_{n-1} \rangle)$, is uniquely defined by its two mdags. Moreover, every $x_i \in g(i)$ as well as every R -edge and every mdag at x_i are unique. And therefore, if every CVMP, $p \in CVMPSet(mdag\langle x_i \rangle, mdag\langle x_{n-1} \rangle)$, is unique, so are all $x_i \cdot p \in CVMPSet(x_i, x_{n-1})$. That is, for each $(x_i, y_i) \in g(i)$ and for each $p_r \in CVMPSet(mdag\langle x_{i+1} \rangle, mdag\langle x_{n-1} \rangle)$,

$$x_i \neq y_i \implies x_i \cdot p_r \neq y_i \cdot p_r, \text{ and}$$

$$p_1 \neq p_2 \implies x_i \cdot p_1 \neq x_i \cdot p_2.$$

And hence, by induction, the disjointness of $CVMPSet(mdag\langle x_i \rangle, mdag\langle x_{n-1} \rangle)$ follows from the disjointness of $CVMPSet(mdag\langle x_{i+1} \rangle, mdag\langle x_{n-1} \rangle)$. □

Property 3.24. Each $CVMPSet(mdag\langle a_i \rangle, mdag\langle x_{n-1} \rangle)$ in $\Gamma(n)$ represents a disjoint subset of the coset, $G^{(i)}\psi_k$, such that

$$G^{(i)}\psi_k = \biguplus_{\substack{a_i: \psi(a_i)=\psi_k, \\ x_{n-1} \in g(n-1)}} CVMPSet(mdag\langle a_i \rangle, mdag\langle x_{n-1} \rangle), \quad (3.14)$$

where $\psi(a_i) = \psi_k = (i, k) \in U_i$, $a_i \in g(i)$, $x_{n-1} \in g(n-1)$, $1 \leq i < n-1$.

Proof. The proof follows essentially from the Property 3.23 (above).

Clearly, each distinct CVMP in a $CVMPSet(mdag\langle a_{i+1} \rangle, mdag\langle x_{n-1} \rangle)$ represents a unique permutation $\pi \in G^{(i)}$. By the definition of a CVMPSet we also know that it contains precisely those CVMPs from $CVMPSet(a_{i+1}, x_{n-1})$ which can be multiplied by a common mdag at the node a_i .

Since $\{a_i | \psi(a_i) = \psi_k\}$ represents the coset representative $\psi_k \in U_i$, each CVMP in $CVMPSet(a_i, x_{n-1})$ represents the product $\pi\psi(a_i)$ in the coset $G^{(i)}\psi(a_i)$.

Therefore, a union of all these (disjoint) subsets satisfying $\psi(a_i) = \psi_k$ gives $G^{(i)}\psi(a_i)$. □

Property 3.25. There are at the most $O(n^5)$ CVMP sets, $CVMPSet(mdag\langle x_i \rangle, mdag\langle x_{n-1} \rangle)$, between any node pair (x_i, x_{n-1}) in a generating graph $\Gamma(n)$.

Proof. Note that there are $O(n^3)$ mdags at each node and there are $O(n^2)$ nodes $x_i \in g(i)$ at a node partition i in $\Gamma(n)$. Moreover, there are only two nodes in the node partition $n-1$. □

Note. For each node $a_i \in g(i)$ there are $O(n^3)$ distinct $mdag\langle a_i \rangle$ over which the above union operation in (3.14) is performed.

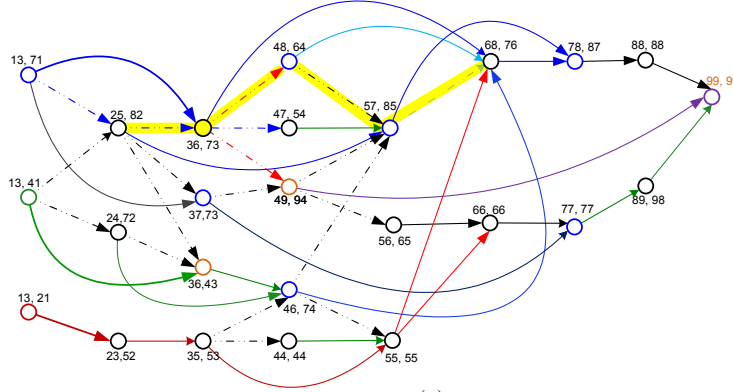


Figure 10: Disjoint Subsets of the Coset $G^{(1)}(1,3)$ Represented by 3 CVMPSets

Example The following figure shows three disjoint subsets of the coset $G^{(1)}(1,3)$ represented by three unique CVMPSets.

3.6 Coverage of the Symmetric Group S_n

Property 3.26. *All the CVMPSets of length $n - 1$ in $\Gamma(n)$ contain $n!$ unique CVMPs representing precisely the $n!$ permutations in S_n . That is,*

$$\biguplus_{\substack{a_1 \in g(1), \\ x_{n-1} \in g(n-1)}} \text{CVMPSet}(\text{mdag}\langle a_1 \rangle, \text{mdag}\langle x_{n-1} \rangle) = S_n \quad (3.15)$$

Proof. By Property 3.24 in (3.14),

$$G^{(1)}\psi_k = \biguplus_{\substack{a_1: \psi(a_1) = \psi_k, \\ x_{n-1} \in g(n-1)}} \text{CVMPSet}(\text{mdag}\langle a_1 \rangle, \text{mdag}\langle x_{n-1} \rangle)$$

where $\psi_k = (1, k) \in U_1$, $a_1 \in g(1) = \{(1k, t1) \mid 1 \leq k, t \leq n\}$.

Note that $g(1)$ is the set of all the edge pairs that collectively represent the *generators* (elements in the set of right coset representatives), U_1 , and further all the associated CVMP sets are mutually disjoint (Property 3.23).

Therefore,
$$S_n = \biguplus_{\psi_k \in U_1} G^{(1)}\psi_k = \biguplus_{\substack{a_1 \in g(1), \\ x_{n-1} \in g(n-1)}} \text{CVMPSet}(\text{mdag}\langle a_1 \rangle, \text{mdag}\langle x_{n-1} \rangle).$$

□

3.7 Perfect Matchings in $K_{n,n}$

To demonstrate the basic counting technique, we first present a counting algorithm that enumerates seemingly a trivial set, viz., the set of all $n!$ perfect matchings in $K_{n,n}$ in polynomial time. And then we will augment the same algorithm to allow the counting in any bipartite graph, while still maintaining the polynomial time bound. $\Gamma(n)$

The Basic Algorithm

We begin describing the counting algorithm informally by the high level steps which realize the group enumeration technique as captured by Property 3.24 and 3.26. The subsequent algorithms will provide the details of computing a $CVMPSet(mdag(\langle x_i \rangle), mdag(\langle x_{n-1} \rangle))$ in an inductive fashion.

Algorithm 3.1 CountAllPerfectMatchings ($K_{n,n}$)

Input: generating graph $\Gamma(n)$;

Output: count of Prefect Matchings in $K_{n,n}$;

Step (a): *Inductively compute larger CVMPSets*

```

1: for node partitions  $i = n - 3$  to 1 do
2:   for all nodes  $a_i \in g(i)$  do
3:     for all  $(a_{i+1}, x_{n-1}) \in g(i+1) \times g(n-1)$  do
4:       evaluate  $mdag\langle a_i \rangle \cdot CVMPSet(mdag\langle a_{i+1} \rangle, mdag\langle x_{n-1} \rangle)$ ;
5:     end for
6:   compute all  $CVMPSet(mdag\langle a_i \rangle, mdag\langle x_{n-1} \rangle)$ ;
7:   end for
8: end for

```

Step (b): *Sum the counts in each CVMPSet*

$$\sum_{a_1, x_{n-1}} CVMPSet(mdag\langle a_1 \rangle, mdag\langle x_{n-1} \rangle) \cdot Count$$

As we shall see the most complex step in the above algorithm 3.1 is the step (4), incrementing a $CVMPSet(mdag\langle a_{i+1} \rangle, mdag\langle x_{n-1} \rangle)$ by an $mdag\langle a_i \rangle$.

3.7.1 Extending the Partition Hierarchy

Unlike the product $\pi\psi$ in a coset $G^{(1)}\psi$ of the group $G^{(1)}$, most $x_i \in g(i)$ cannot multiply all the CVMPs in any $CVMPSet(x_{i+1}, x_{n-1})$, but only a subset thereof induced by x_i . Therefore, we need to find the disjoint subsets of $CVMPSet(m_{i+1}, m_{n-1})$ in which all CVMPs can be multiplied by a common $x_i \in g(i)$.

The Disjoint Partitions of CVMP Sets

In multiplying each element of $CVMPSet(m_2, m_{n-1})$ by each element in $g(i)$, a partition of $CVMPSet(m_2, m_{n-1})$ is induced induced by each $x_i \in g(i)$. As explained before, each of these partitions are disjoint. We need to precisely define these disjoint partitions.

Let $x_r \in g(r)$ be node in the node partition i of $\Gamma(n)$ for $1 \leq r \leq n$; let $m_r = mdag(\langle x_r \rangle)$ denote an mdag at the node x_r , and let $CVMPSet(m_i, m_{n-1})$ be any subset of the coset $G^{(i)}\psi_k$ in (3.14).

Definition 3.27. We define $prodVMPSet(m_i, m_t, m_{n-1})$ as a family of disjoint subsets of $CVMPSet(m_i, m_{n-1})$ as follows. Let $m_t = mdag(x_t, x_{t+1}, y_t)$, $1 < i \leq t \leq n-1$. Then

$$prodVMPSet(m_i, m_t, m_{n-1}) \stackrel{\text{def}}{=} \{p \in CVMPSet(m_i, m_{n-1}) \mid p \text{ covers } m_t \text{ with common } R\text{-edges at } x_{t+1} \in m_t\} \quad (3.16)$$

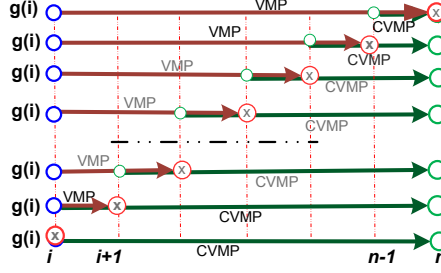


Figure 11: All $\text{prodVMPSet}(m_i, m_t, m_{n-1})$ in $\text{CVMPSet}(m_i, m_{n-1})$

Remark. In general a node x_{t+1} in m_t covered by p can have zero to 2 R -edges incident upon it. Thus for each m_t , there are 4 possible disjoint subsets induced by the 2 incident R -edges.

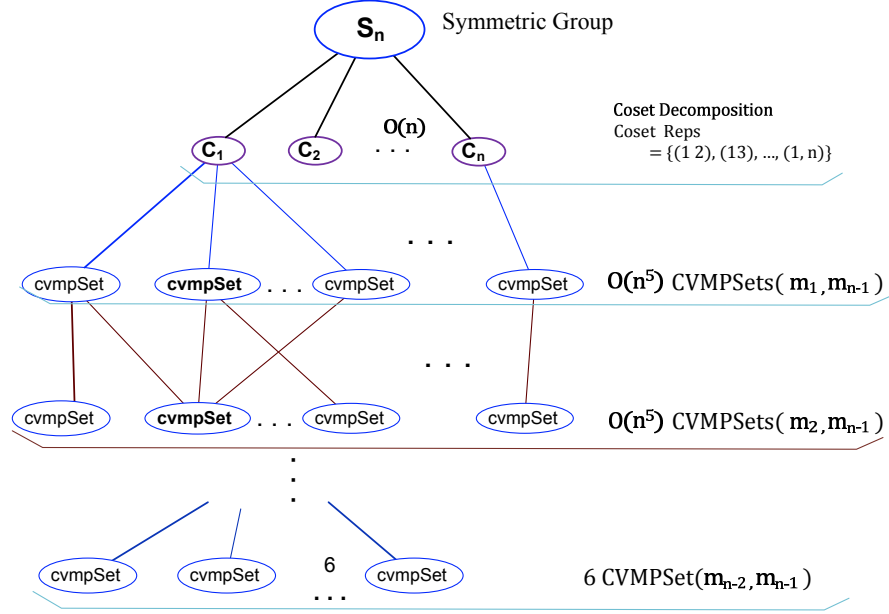


Figure 12: CVMPSet Hierarchy

The following Property follows directly from the above definition.

Property 3.28. For each fixed t , $1 \leq t \leq n-1$, the associated disjoint partitions, $\text{prodVMPSet}(m_i, m_t, m_{n-1})$, are related to $\text{CVMPSet}(m_i, m_{n-1})$ as follows:

$$\text{CVMPSet}(m_i, m_{n-1}) = \bigsqcup_{m_t} \text{prodVMPSet}(m_i, m_t, m_{n-1}) \quad (3.17)$$

Property 3.29.

$$\text{prodVMPSet}(m_i, m_t, m_j) = \text{VMPSet}(m_i, m_t) \cdot \text{VMPSet}(m_t, m_j) \quad (3.18)$$

Proof. Follows from the definition of the product of two VMPs in (3.13). □

Let $x_i \cdot \text{prodVMPSet}(m_{i+1}, m_t, m_{n-1})$ denote all the *allowed* multiplication of the CVMPs in

$prodVMPSet(m_{i+1}, m_t, m_{n-1})$ by $x_i \in g(i)$, with the resulting CVMPs of length $n - i$ between the nodes x_i and x_n . Also let $m_i = mdag\langle x_i \rangle$.

Lemma 3.30. *Given all the partitions, $\{prodVMPSet(m_{i+1}, m_t, m_{n-1})\}$, where $i \leq t \leq n-1$, of $\{CVMPSet(m_{i+1}, m_{n-1})\}$, the next larger CVMP sets, can be computed as follows:*

$$CVMPSet(m_i, m_{n-1}) = \biguplus_{m_t} \left\{ (x_i \cdot prodVMPSet(m_{i+1}, m_t, m_{n-1})) \mid \right. \\ \left. (x_i R x_{t+1} \text{ \textbf{and} } x_i S x_{i+1}) \text{ \textbf{or} } x_i R x_{i+1}, x_i \in g(i), i \leq t \leq n-1 \right\} \quad (3.19)$$

where (m_i, m_{n-1}) covers $g(i) \times g(n-1)$, and (m_{i+1}, m_t, m_{n-1}) covers $g(i+1) \times g(t) \times g(n-1)$.

Proof.

Follows from Lemma 3.5 and Claim A.16. □

Lemma 3.31. *All the $O(n^5)$ $CVMPSet(m_i, m_{n-1})$ at each level i , $1 \leq i \leq n-1$, of the partition hierarchy can be constructed from $O(n^{11})$ (not disjoint) subsets, $prodVMPSet(m_{i+1}, m_t, m_{n-1})$, in polynomial time where each $CVMPSet(m_i, m_{n-1})$ uses only $O(n^6)$ $prodVMPSet(m_{i+1}, m_t, m_{n-1})$.*

Proof. The proof on the size of these disjoint sets follows from 3.17, noting that $|\{prodVMPSet(m_{i+1}, m_t, m_{n-1})\}| = O(n^6)$ for each pair (m_{i+1}, m_{n-1}) .

The bound on the time follows from the polynomial bound on the "increment $CVMPSet()$ " given later in a more general form, and using a more direct strategy not involving $prodVMPSet$. □

4 Generalized Enumeration

Now we will develop concepts to appropriately qualify each CVMP and VMP by an attribute called *Edge Requirements*(ER) to determine if they represent a perfect matching in any bipartite graph.

4.1 Edge Requirements- the VMP Qualifier

The generating graph $\Gamma(n)$ can be used for enumerating perfect matchings in any bipartite graph, i.e., not necessarily $K_{n,n}$, by the following qualifier for the RS -paths that would represent a perfect matching.

Since every node x in $\Gamma(n)$ represents an edge pair in the bipartite graph $K_{n,n}$, these two edges can be viewed as a "requirement" of the node x in $\Gamma(n)$, in order for this node to express its behavior— i.e., participation in the multiplication. This requirement of a node is called the *Edge Requirement* (ER).

When the given graph is not a complete bipartite graph, the edge requirement of a node x in $\Gamma(n)$ can be met by the “surplus” edge(s) as determined by the R -edges incident on x . For example, in Figure 13, the edges 32, 34 and 44 are not required in composing $(12, 31)R(24, 32)R(34, 43)R(44, 44)$.

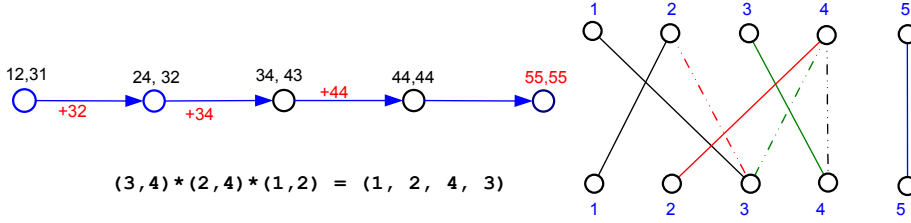


Figure 13: Perfect Matching Composition: *dotted edges are not required*

In general, for any R -edge ab to exist, one or both of the edges in the edge pair b need not be present in BG' . To indicate this fact every R -edge between two nodes $a, b \in \Gamma(n)$ is labelled by $+e$, where e is an edge from the edge pair b covered by the cycle defined by aRb . (When aRb does not define a cycle, when a is an ID node, this label will be empty). This label $+e$ indicates that the edge e is redundant, or surplus, in forming the product $\psi(b)\psi(a)$. This property of R -edges drives the following definitions.

The Edge Requirement of a node $x_i \in g(i)$ in $\Gamma(n)$ is

$$ER(x_i) \stackrel{\text{def}}{=} \{e \mid e \in x_i \text{ and } e \notin BG'\} \quad (4.1)$$

The *Surplus Edge*, $SE(x_i x_j)$, for an R -edge $x_i x_j \in \Gamma(n)$ is given by the edge covered by the R -cycle defined by the associated R -edge defined by $x_i R x_j$ coming from x_i .

$$SE(x_i x_j) \stackrel{\text{def}}{=} \text{the edge } e \in x_j \text{ covered by the associated } R\text{-cycle.} \quad (4.2)$$

The Edge Requirement $ER(p)$ of an RS -path, p in $\Gamma(n)$, is the collection of each of the nodes' Edge Requirement that is not satisfied by the SE of the R -edge incident on that node. That is,

$$ER(p) \stackrel{\text{def}}{=} \bigcup_{x_i \in p} ER(x_i) - (\{SE(x_j x_k) \mid x_j, x_k \in p\} \cap (\bigcup_{x_i \in p} ER(x_i))) \quad (4.3)$$

The intersection in the second term is needed simply to avoid any “negative edge requirements” which would not be of any use. This occurs whenever any redundant edges are present.

We will show later (Lemma 4.2) that the edge requirements of an RS -path, p in $\Gamma(n)$ is null iff p leads to a perfect matching in BG' . Note that $ER(p)$ is specific to a given bipartite graph BG' since the ER of a node in p depends on BG' , whereas SE of an R -edge is fixed for all BG' .

The following Theorem follows directly from Lemma A.15

Theorem 4.1. *Every CVMP, $p = x_1x_2 \cdots x_{n-1}x_n$ in $\Gamma(n)$, represents a unique perfect matching $E(\pi)$ in BG given by*

$$E(\pi) = \{e \mid e \in x_i \in p\} - \{SE(x_jx_k) \mid x_j, x_k \in p\}. \quad (4.4)$$

Condition for a Perfect Matching in any Bipartite Graph

Lemma 4.2. *Let $p = x_1x_2 \cdots x_{n-1}x_n$ be a CVMP in $\Gamma(n)$. Then $ER(p) = \emptyset \iff E(\pi)$ is a perfect matching given by (3.10) and (4.4) in the given bipartite graph BG' .*

Proof. The expression for $ER(p)$ in (4.3) can be re-written as:

$$\begin{aligned} ER(p) &= \left(\bigcup_{x_i \in p} ER(x_i) \right) \cap \left(\{e \mid e \in x_i \in p\} - \{SE(x_jx_k) \mid x_j, x_k \in p\} \right) \\ &= \left(\bigcup_{x_i \in p} ER(x_i) \right) \cap E(\pi) \end{aligned}$$

Therefore, $ER(p) = \emptyset$ iff either

- (1) $\forall x_i \in p, ER(x_i) = \emptyset$, or
- (2) $\forall e \in E(\pi), e \notin \bigcup ER(x_i)$, and hence $e \in BG'$.

Thus both cases lead to $E(\pi)$ being realized by BG' .

□

4.2 A Pattern of ER Satisfiability

Following the enumeration scheme in 3.30, each step of constructing incrementally larger length CVMPSet can reduce the ER of its member CVMPs by at the most one edge. For example, each perfect matching in $CVMPSet(m_1, m_{n-1})$ can allow at the most one missing edge in the perfect matchings in BG_1 as illustrated in the figure below.

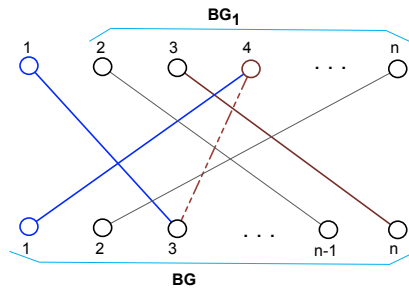


Figure 14: *Incremental Reduction of ER*

The following Property is a consequence of Lemma 3.30.

Property 4.3. *For every $(x_1, p_2) \in g(1) \times CVMPSet(m_2, m_{n-1})$, if $x_1 \cdot p_2$ is a perfect matching in BG , then $|ER(p_2)| \leq 1$.*

Proof. The permutation group enumeration (Lemma 3.30) requires that each $p_2 \in CVMPSet(m_2, m_{n-1})$ be multiplied by exactly one generating element $x_1 \in g(1)$ in order to generate another member $x_1 \cdot p_2$ in $CVMPSet(m_1, m_{n-1})$. Therefore, $ER(x_1 \cdot p_2) = \emptyset \implies |ER(p_2)| \leq 1$. □

4.3 MinSets: The VMPSets of Common ER

Counting of VMPs of a common ER for any given bipartite graph cannot be done in polynomial time because of the possibility of exponentially many ER sequences over a VMPSet. However, for certain patterns of ERs, the VMPSet can be counted in polynomial time.

The above Property 4.3 drives the definition of an ER-constrained set, called MinSet, which has a common ER for all the contained VMPs. A $CVMPSet(m_1, m_{n-1})$ can then be expressed as a polynomially bounded set of a sequence of enumerable MinSets.

Let $ER^p(x_j)$ denote the ER of a node x_j covered by a VMP, p .

Definition 4.4. A $MinSet(m_i, m_j)$, $1 \leq i < j \leq n - 1$, is the largest subset of $VMPSet(m_i, m_j)$, where each $p \in MinSet(m_i, m_j)$ has a common ER, $ER^p(x_k)$, at each node x_k in partition k , $i \leq k \leq j$, such that

1. $\forall (p, x_k) \in MinSet(m_i, m_j)$, the common ER, $ER^p(x_k) = \emptyset$ except for 3 common nodes, x_i , x_{i+1} , and x_{j+1} , in 3 distinguished node partitions (i , $i + 1$, and $j + 1$), and
2. The node x_{j+1} must be incident by a common (1 or 2) set of R -edges $\forall p \in MinSet(m_i, m_j)$.

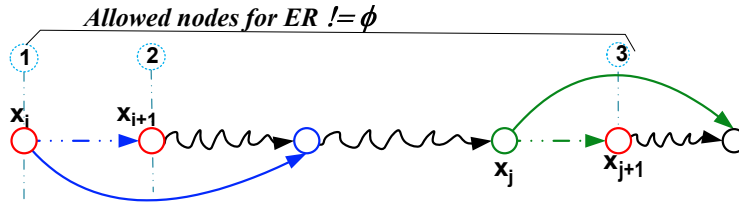


Figure 15: An Abstract MinSet: $MinSet(\text{mdag}\langle x_i \rangle, \text{mdag}\langle x_j \rangle)$

Notation: The labeling of nodes and edges in $\Gamma(n)$

Assuming the nodes in $\Gamma(n)$ are labeled from N using decimal numbers, a node $(iv, wi) \in \Gamma(n)$ is labeled as $i.v, w.i$, while the R -edges $((iv, wi), (wv, tw))$ are labeled by $+w.v$, where “.” is used as a delimiter to separate the node labels. When the node numbers are $0, 1, 2, \dots, 9$, we will ignore this delimiter “.”.

Representation of a MinSet

A MinSet has a representation similar to that of VMPSet except for the additional attributes for the common ER and the incident R -edges.

NodePartition **Array** of *Node*;

MinSet($\text{mdag}\langle a_i \rangle$, $\text{mdag}\langle b_t \rangle$) =

Struct {

($\text{mdag}\langle a_i \rangle$, $\text{mdag}\langle b_t \rangle$);

commonRedge { R -edge}; // 0-2 R -edges incident at b_{t+1}

PartitionList **Array**[$i \cdots (t+1)$] of *NodePartition*;

EdgeList *Edge*;

CommonRedge (e_1, e_2);

// the common R -Edge incident { e_1, e_2 } at b_{t+1}

Count **integer**;

}

(4.5)

Definition 4.5. A $\text{MinSet}(m_i, m_t, m_j)$, $1 \leq i < j \leq n-1$, is a distinguished $\text{MinSet}(m_i, m_j)$ such that

- (1) $\text{MinSet}(m_i, m_t, m_j) \subseteq \text{prodVMPSet}(m_i, m_t, m_j)$, and
- (2) $ER(m_t) = ER(x_{t+1})$, where $m_t = \text{mdag}(x_t, x_{t+1}, x_r)$.

Fact 4.6. For $K_{n,n}$,

$$\text{CVMPSet}(m_i, m_{n-1}) = \text{MinSet}(m_i, m_{n-1}).$$

Example. The following example shows how a MinSet is determined for the various values of edge pairs in a bipartite graph at nodes x_4 and x_6 in the $\text{MinSet}(m_1, m_5)$. We consider two cases a) when $ER(x_6) = \{68\}$, and b) when $ER(x_4) = \{48\}$, $ER(x_6) = \{68\}$.

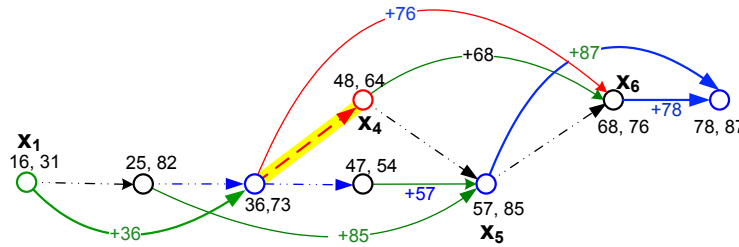
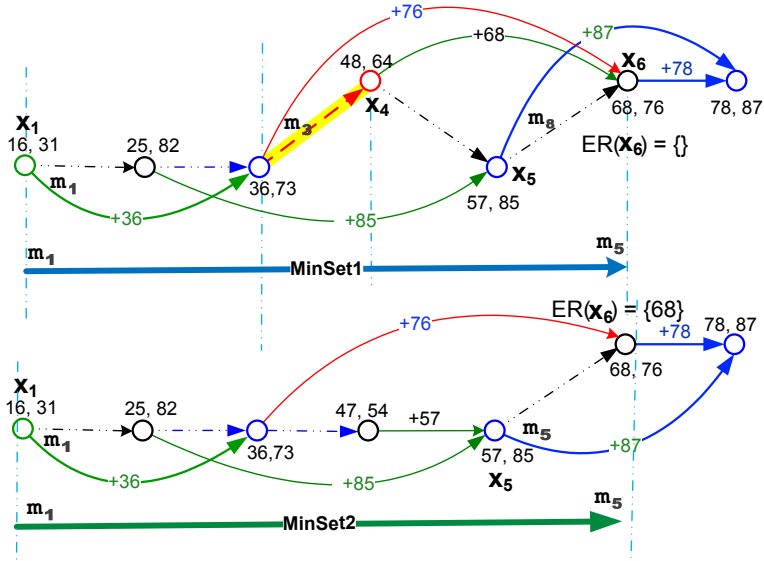


Figure 16: A CVMPSet subset with 2 CVMPs

VMPSet Partition 1: $ER(x_6) = \{68\}$

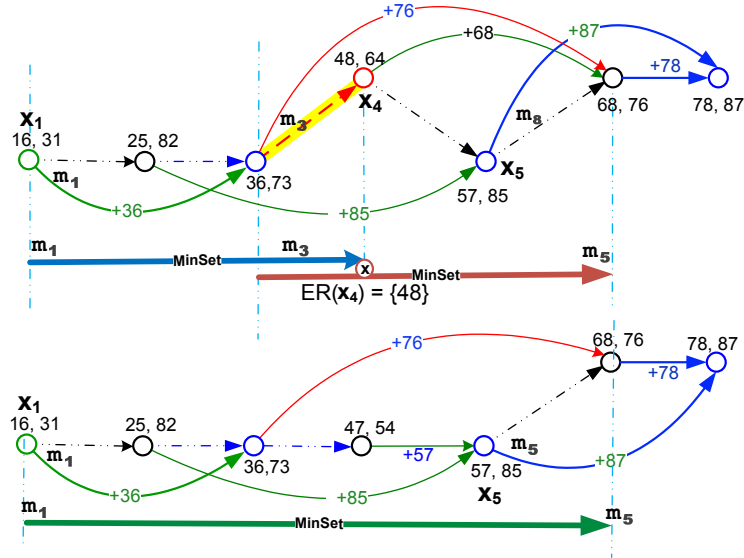
Here the two MinSets differ in the common R -edge incident at x_6 .

$$CVMPSet(m_1, m_5) = MinSet(m_1, m_5) + MinSet(m_1, m_5')$$



VMPSet Partition 2: $ER(x_4) = \{48\}, ER(x_6) = \{68\}$

$$VMPSet(m_1, m_5) = MinSet(m_1, m_3) \cdot MinSet(m_3, m_5) + MinSet(m_1, m_5)$$



Lemma 4.7. *For each $VMPSet(m_r, m_s)$ there are at the most 4 MinSets, $MinSet(m_r, m_s)$.*

Proof. By the definition 4.5, two MinSets in $\{MinSet(m_r, m_s)\}$ can differ only due to the corresponding common nodes which allow the ER to differ.

Each multi-node node partition k in a $VMPSet(m_r, m_s)$ can give rise to exactly one choice for creating a MinSet under the condition $ER(x_k) = \emptyset$.

The only common node that can allow this would be the one with different incident R edges. That is, the second allowed node x_{s+1} in m_s , can have up to 2 R edges.

Therefore, $\forall (r, s) \in [i + 1 \cdots n - 2] \times [i + 2 \cdots n - 1]$, each $VMPSet(m_r, m_s)$ can give rise to at the most 3 MinSets $MinSet(m_r, m_s)$ induced by at most 2 R -edges.

Therefore, for fixed (m_r, m_s) ,

$$|\{MinSet(m_r, m_s)\}| \leq 4|\{VMPSet(m_r, m_s)\}|.$$

□

Remark. Clearly, any $VMPSet(m_r, m_s)$ of length more than 3 can have an empty MinSet, $MinSet(m_r, m_s)$, because of the non null edge requirements.

Lemma 4.8. *The maximum number of $MinSet(m_i, m_t, m_{n-1})$, $1 \leq i \leq t \leq n - 1$, for a given $CVMPSet(m_i, m_{n-1})$ is bounded by $O(n^6)$.*

Proof. The bound follows from the bound on the maximum number of mdags covered by any $CVMPSet(m_i, m_{n-1})$ in a given node partition, where there can be $O(n^3)$ mdags, $mdag\langle x_i \rangle$ at any node x_i .

□

Covering MinSet

We have seen that MinSets are induced by the non null *edge requirements* (ER) of the VMPs. Thus a VMP set is naturally partitioned into a collection of a sequence of MinSets of smaller lengths. Each $CVMPSet(m_i, m_{n-1})$ for any bipartite graph can be partitioned into a set of disjoint subsets induced by a sequence of $r + 1$ MinSets defined as follows. Let \prod denote the product of two or more adjacent MinSets.

Definition 4.9. A covering minset, $CMS_{it}(r)$, for a given pair of mdags, (m_i, m_t) in $\Gamma(n)$ is a subset of $VMPSet(m_i, m_t)$, represented as a sequence of r MinSets in $VMPSet(m_i, m_t)$.

That is,

$$CMS_{it}(r) \stackrel{\text{def}}{=} \{MinSet(m_i, m_{j_1}), MinSet(m_{j_1}, m_{j_2}), \cdots, MinSet(m_{j_{r-1}}, m_t)\},$$

such that

$$\prod_{CMS_{it}(r)} MinSet(m_{i_j}, m_{i_{j+1}}) \subseteq VMPSet(m_i, m_t),$$

where $I = \{i, j_1, j_2, \cdots, j_{r-1}\}$ is an index set representing the various node partitions induced by the $ER = \emptyset$ nodes in $CMS_r(m_i, m_t)$ such that $|I| = r$, $1 \leq r \leq n - i - 1$.

Later we will show how these disjoint subsets cover each $CVMPSet(m_i, m_{n-1})$ and hence allow counting of CVMPs with $ER \neq \emptyset$.

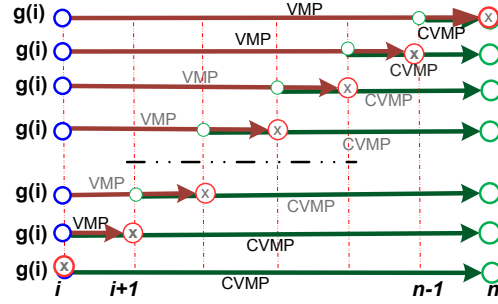


Figure 17: Sequences of 1-2 MinSets:

$$CVMPSet(m_i, m_{n-1}) = \biguplus MinSet(m_i, m_t) \cdot MinSet(m_t, m_{n-1})$$

Uniqueness of a MinSet Sequence

Property 4.10. *Each MinSet sequence, $CMS_{in}(r)$, for a given $CVMPSet(m_i, m_{n-1})$ is unique.*

Proof. The mdag sequence $\{m_i, m_{i+1}, \dots, m_r\}$ induced by the nodes with $ER \neq \emptyset$ is unique because of the uniqueness of the missing edges in the bipartite graph.

Now one can view each MinSet sequence, $CMS_{in}(r)$, as words composed out of unique mdags with $ER \neq \emptyset$, and without repetitions. Thus, two MinSet sequences are identical iff the sequence of the “delimiting” mdags are identical. Hence each sequence of unique mdags gives rise to a unique $CMS_{in}(r)$.

□

4.4 Enumeration by MinSets

We are now equipped with enough structures to extend the partition hierarchy of the symmetric group S_n further so as to cover the perfect matchings in any bipartite graph.

The following Lemma states the basis of inductively counting the perfect matchings using the MinSets.

Lemma 4.11. *Let $p_2 \in CVMPSet(m_2, m_{n-1})$ be a CVMP in $\Gamma(n)$ such that for some $x_1 \in g(1)$, $x_1 \cdot p_2$ is a perfect matching in a given bipartite graph BG_n . Then*

$$\bigcup_{(m_2, m_{n-1})} MinSet(m_2, m_{n-1}) \supseteq \{p_2 \mid \exists (x_1, p_2), \text{ s.t. } ER(x_1 \cdot p_2) = \emptyset\} \quad (4.6)$$

Proof. Follows from Lemma 3.30 and Property 4.3.

□

The following Lemma 4.12 states precise composition of a $CVMPSet(m_i, m_{n-1})$ in terms of its MinSet components.

Lemma 4.12. Let $CMS_{in}(r)$ be a MinSet sequence of length r representing a subset of $CVMPSet(m_i, m_{n-1})$, where $1 \leq r \leq n-1$, $1 \leq i \leq n-2$. Further, let $I = \{i, r_1, r_2, \dots, n-1\}$ be an index set representing the various node partitions induced by the $ER \neq \emptyset$ nodes in $CMS_{in}(r)$ such that $|I| = 1+r$. Then for all $i \leq n-2$,

$$CVMPSet(m_i, m_{n-1}) = \biguplus_{r=1}^{n-1} \prod_{CMS_{in}(r)} MinSet(m_{i_j}, m_{i_{j+1}}). \quad (4.7)$$

(The proof is deferred until after the counting algorithm)

The following figures illustrate how exponentially many sequences are partitioned into polynomially many equivalence classes by the prefix MinSets in each $CMS_{in}(r)$.

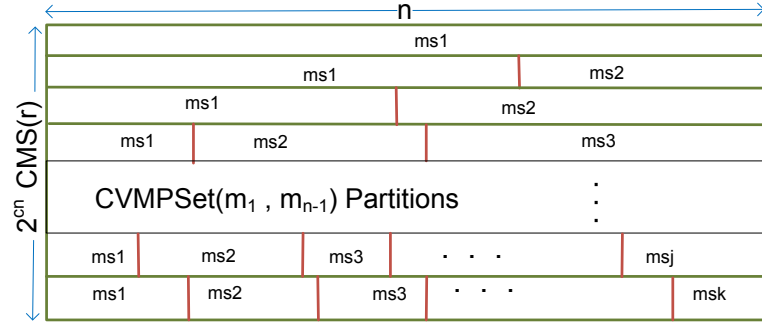


Figure 18: CVMP Set Partitions by $CMS_{1n}(r)$

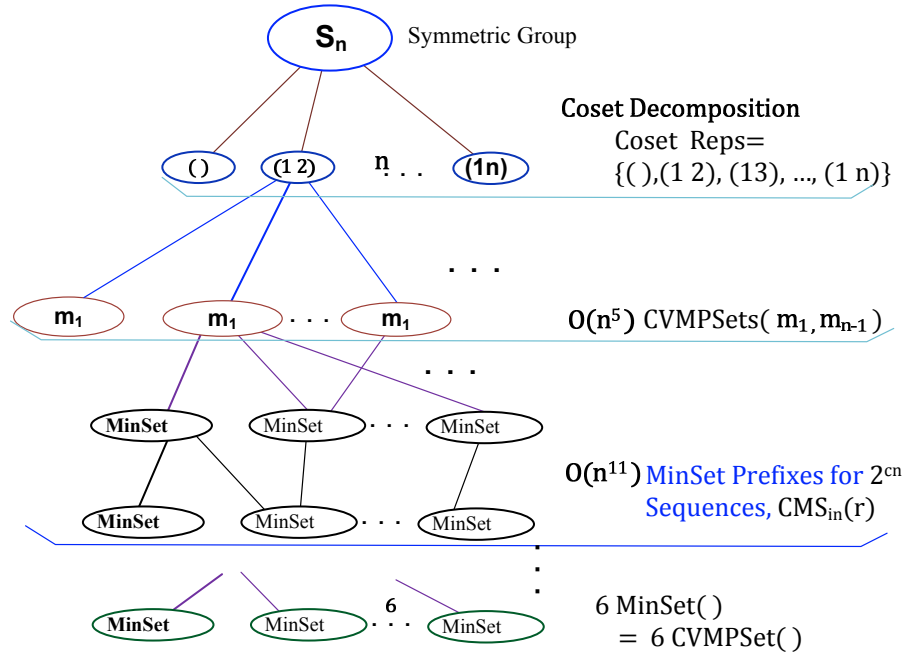


Figure 19: The Partition Hierarchy using MinSets

4.4.1 A Polynomial Time Counting Algorithm

The counting algorithm will need to preserve the count of the CVMPs irrespective of the edge requirements in the given bipartite graph. To accomplish this we define a generating set, called *GMS* for generating the Covering MinSets (and hence for the CVMPSet) as follows.

Generating MinSet

Definition 4.13. A Generating MinSet, $GMS(i, n)$, $1 \leq i \leq n - 2$, for a bipartite graph on $2n$ nodes is a set of MinSets defined as

$$GMS(i, n) \stackrel{\text{def}}{=} \{ \text{MinSet}(m_r, m_s) \mid (r, s) \in [i \cdots n-2] \times [i+1 \cdots n-1], r < s \},$$

where $\{(m_r, m_s)\}$ covers $g(r) \times g(s)$.

Note that $GMS(i, n)$ contains all the $O(n^{11})$ MinSet prefixes for exponentially many $CMS_{in}(r)$ sequences for each $CVMPSet(m_i, m_{n-1})$.

The following Property follows from the definitions of *GMS* and *CMS*.

Property 4.14.

$$GMS(1, n) \supseteq \bigcup_{r, (m_1, m_{n-1})} CMS_{1n}(r) \quad (4.8)$$

Note: $\text{MinSet}(m_i, m_{n-1})$ with $ER = \emptyset$ is just another MinSet sequence of size 1 in $GMS(i, n)$.

Property 4.15. An upper bound on the size of $GMS(i, n)$ is same as the bound on the maximum number of $VMPSet(m_r, m_s)$ on $O(n^6)$ mdags, which is $O(n^{12})$.

Proof. Note that $GMS(i, n)$ is precisely the set of all connecting $\text{MinSet}(m_r, m_s)$ over the set of $O(n^6)$ mdags, $\{(m_r, m_s)\}$, covered by the VMPs in $\{VMPSet(m_r, m_s)\}$. Thus, this bound is same as the bound on the number of edges in a graph with $O(n^6)$ nodes.

Therefore, by Lemma 4.7,

$$|GMS(i, n)| \leq 4|\{VMPSet(m_r, m_s)\}| \leq O(n^{12}).$$

□

Algorithm 4.1 countPerfectMatchings(BG_n)

Input: a bipartite graph BG_n on $2n$ nodes;

Output: count of Prefect Matchings in BG_n ;

Step 0: Initialize– Compute Generating MinSets

- 1: $i = n - 3$; // i is the current node partition;
 - 2: $\{g(r) | 1 \leq r \leq n\}$;
 - 3: $GMS(i + 1, n) = \{MinSet(m_{n-2}, m_{n-1})\}$;
 - 4: // as the set of all $CVMPSet(m_{n-2}, m_{n-1})$; each $CVMPSet$ is a $MinSet \in GMS(n - 2, n)$, with a total count of 6 CVMPs.
-

Step 1: Increment & Merge the MinSet Sequences

$incrementMS(GMS(i + 1, n))$; // assume $n > 3$

Step 2: Count

if ($i = 1$) **then** // $GMS(1, n)$ contains $MinSet(m_1, m_{n-1})$

$$\text{perfect matching count} = \sum_{\substack{ER=\emptyset, \\ (m_1, m_{n-1})}} MinSet(m_1, m_{n-1}) \cdot Count$$

else

$decrement i$;

repeat Steps 1-2;

End.

The Polynomial Time Bound

Claim 4.16. The time complexity of Algorithm 4.1 is $O(n^{30})$.

Proof.

Although a tight upper bound would require more details of the algorithm, a fairly loose upper bound of $O(n^{30})$ is easy to establish as follows. Let $T(ops)$ denote the time complexity of the operation ops .

We note that Step 1 calls Algorithm 4.2 which has a time complexity $O(n^{29})$. Therefore,

$$T(\text{Step 1 : Increment}) = O(n^{29})$$

$$T(\text{Step 2 : Count}) = O(n^8).$$

Steps 1-2 are iterated $O(n)$ times, and thus the time complexity of the counting algorithm is $O(n^{30})$.

□

Proof. (of Lemma 4.12)

The proof is by induction on the length r of the MinSet sequences in $CMS_{in}(r)$. We will consider VMPSets as a general representation of CVMPSets.

Case: $r = 1$

The length of a *MinSet* sequence for a $VMPSet(m_r, m_s)$ is one when the all the VMPs in the MinSet are of the same length as in $VMPSet(m_r, m_s)$. This can happen when the $ER \neq \emptyset$ node is either 1st, 2nd or the last node in the MinSet. And then, we have either

$$VMPSet(m_i, m_j) = MinSet(m_i, m_j), \quad (4.9a)$$

when $ER \neq \emptyset$ at x_i or at x_{i+1} ,

or

$$VMPSet(m_i, m_j) = \biguplus_{ER(m_j)} MinSet(m_i, m_j), \quad (4.9b)$$

when $ER(x_{j+1}) \neq \emptyset$ for some $p \in VMPSet(m_i, m_j)$ at the last node $x_{j+1} \in m_j$.

Case: $r \leq 2$

Let $CMS_{ij}(r) = \{MinSet(m_i, m_t), MinSet(m_t, m_j)\}$, where the two MinSets have $ER(m_t) \neq \emptyset$, and thus each of the two MinSets are same as the corresponding $VMPSet$.

Moreover, each m_t in each pair of MinSets must be disjoint or else we will have $r > 2$.

Therefore, for each such sequence we can apply the result of $r = 1$ to each MinSet and Property 3.29 to obtain:

$$\begin{aligned} MinSet(m_i, m_t) \cdot MinSet(m_t, m_j) &= VMPSet(m_i, m_t) \cdot VMPSet(m_t, m_j) \\ &= prodVMPSet(m_i, m_t, m_j) \\ &\subseteq VMPSet(m_i, m_j). \end{aligned}$$

Therefore,

$$\begin{aligned} \biguplus_{m_t} MinSet(m_i, m_t) \cdot MinSet(m_t, m_j) &= \biguplus_{m_t} prodVMPSet(m_i, m_t, m_j) \\ &= VMPSet(m_i, m_j). \end{aligned}$$

Induction: Sequence size $l = r + 1$

If the induction hypothesis is true for all sequence size, $l \leq r$, then each sequence of length $r + 1$ can be partitioned into 2 subsequences, $MinSet(m_i, m_t)$ and $MinSet(m_t, m_{n-1})$ each of length less than or equal to r .

Therefore, again applying the above cases for $r \leq 2$ we have

$$CVMPSet(m_i, m_{n-1}) = \biguplus_{m_t} MinSet(m_i, m_t) \cdot MinSet(m_t, m_{n-1}).$$

□

4.4.2 Examples- Incrementing and Joining the Adjacent MinSets

The following series of figures illustrate counting perfect matchings in the given bipartite graph, with the objective of illustrating the “Increment & Join” in Step 1.

Figure 20 shows a bipartite graph with 4 perfect matchings and the associated CVMPs that will generate the perfect matchings.

Figure 21 shows a very simple Increment & Join operation on the MinSets.

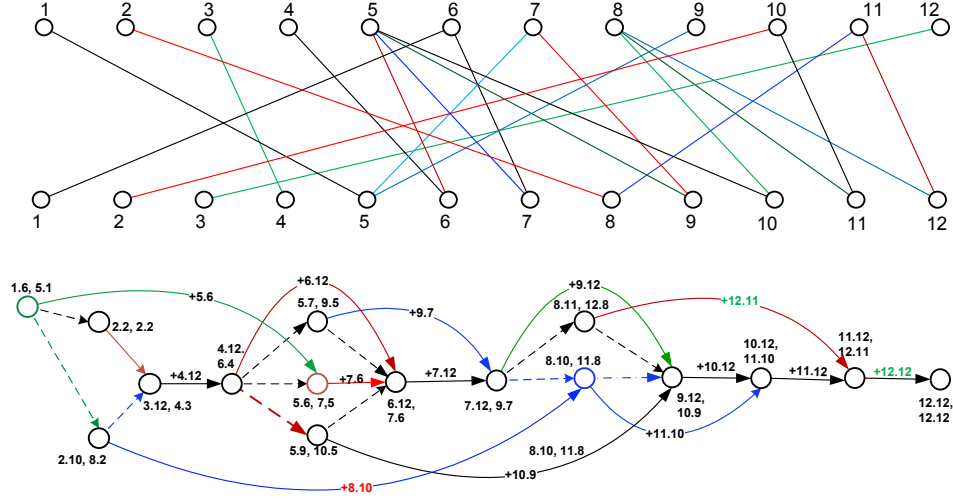


Figure 20: A Bipartite Graph and its CVMPs

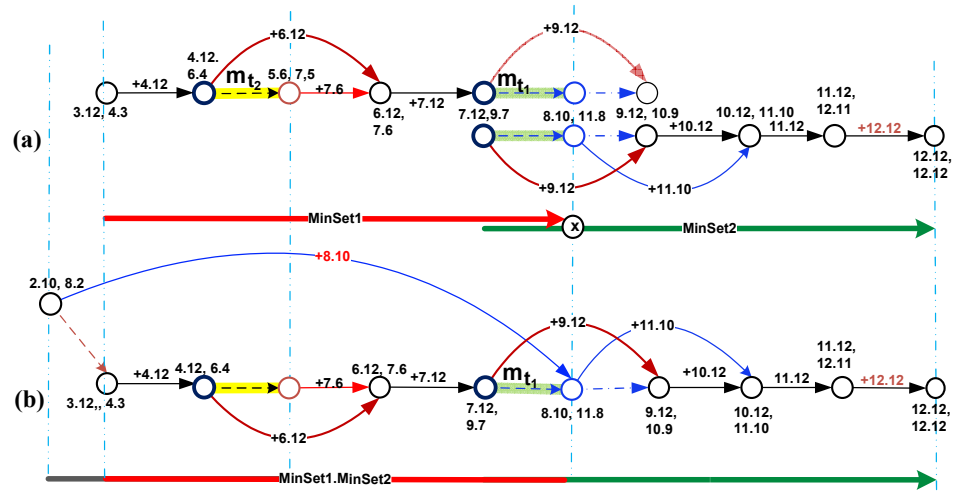


Figure 21: A Simple Increment & Join of 2 VMPs

The basic process for incrementing a $MinSet(m_{i+1}, m_t)$ by some $x_i \in g(i)$ is essentially an attempt to create a new $MinSet$, i.e., $MinSet(mdag<x_i>, m_t)$.

Figure 22(a) shows a sequence of three MinSets.

Figure 22(c) shows that $x_1 = (1.6, 5.1)$ increments the prefix MinSet and joins two adjacent MinSets in sequence.



4.4.3 Incrementing the MinSets in GMS

The above counting algorithm 4.1 calls the following algorithm *incrementMS()* to increment the all the MinSets in $GMS(i, n)$. This algorithm uses two basic operations on MinSet, viz., increment a MinSet, and join two or more adjacent MinSets into one, described by the associated algorithms in the next subsection.

Algorithm 4.2 *incrementMS(GMS(i + 1, n))*

Input: $GMS(i + 1, n)$;

Output: $GMS(i, n)$;

Step (a): Increment all Prefix MinSets, $MinSet(m_{i+1}, m_s) \in CMS_{in}(r)$

```

1: for all  $x_i \in g(i)$  do
2:   for all  $s \in [i+2 \dots n-1]$ ,  $x_i R x_{t+1}, s > t + 1$  do
3:     for all  $MinSet(m_{i+1}, m_s) \in CMS_{in}(r)$  do //  $O(n^5)$  MinSets will cover all  $CMS_{in}(r)$ 
4:       add  $incrMinSet(mdag<x_i>, MinSet(m_{i+1}, m_s))$  to  $GMS(i, n)$ ;
5:     end for
6:   end for
7: end for

```

Step (b): Join all the Sub Sequences Induced by $MinSet(m_i, m_t)$

```

1: for all  $x_i \in g(i)$  do
2:   for all  $MinSet(m_i, m_t) \in CMS(i, n) \mid m_i = mdag<x_i>, x_i R x_{t+1}$  do
3:     updateSequence( $MinSet(m_i, m_t), CMS(i, n)$ );
4:   end for
5: end for
return  $GMS(i, n)$ ;

```

The Time Complexity

Claim 4.17. *The time complexity of Algorithm 4.2 is $O(n^{29})$.*

Proof. It should be easy to see that the time in Step(b) dominates.

The For loop at line b(1) is iterated $O(n^2)$ times,

the For loop at line b(2) is iterated $O(n^6)$ times determined by the cardinality of $\{MinSet(m_i, m_t)\}$.

The time complexity at line b(2) of *updateSequence()* is $O(n^{21})$ by Claim 4.22, Algorithm 4.5.

Therefore, the time complexity is $T(Step(b)) = O(n^8 * n^{21}) = O(n^{29})$.

□

4.4.4 Correctness of the Count

Lemma 4.18. *All the perfect matchings in a bipartite graph BG_n on $2n$ nodes can be enumerated in polynomial sequential time $O(n^{30})$.*

Proof.

The correctness of the count follows from the Lemmas 4.12 and 4.19 which prove the following two assertions:

1. The perfect matching *count* is:

$$\sum_{\substack{ER=\emptyset, \\ (m_1, m_{n-1})}} \text{MinSet}(m_1, m_{n-1}) \cdot \text{Count}, \text{ and}$$

2. All $\text{MinSet}(m_1, m_{n-1})$ with $ER = \emptyset$ are contained in $GMS(1, n)$.

Lemma 4.12 proves the correctness of the count. Claim 4.16 proves the polynomial bound for the algorithm 4.1. □

Correctness of Algorithm 4.2: incrementMS()

Lemma 4.19. *For each $x_i \in g(i), i \geq 1$ the Algorithm 4.2 correctly increments $GMS(i, n)$ to $GMS(i + 1, n)$ to satisfy (4.7) of Lemma 4.12.*

Proof.

The correctness follows from the fact that each potential prefix MinSet, $ps = \text{MinSet}(m_{i+1}, m_t)$ to any sequence in $GMS(i, n), i + 1 < t \leq n - 2$, is incremented by a unique $x_i \in g(i)$ in Step(a:4). And thus, either $x_i \cdot ps$ is in the MinSet in $GMS(i + 1, n)$, or it exists as a new sequence of products of MinSets in $GMS(i + 1, n)$, with a new prefix MinSet.

The increments by x_i will lead to selecting a subset of the MinSets. Clearly each subset of each sequence will also be a valid subset in $\text{VMPSet}(m_i, m_{n-1})$. Hence (4.7) of Lemma 4.12 is always satisfied. □

4.4.5 Incrementing a MinSet

Increment of a MinSet, $MinSet(m_{i+1}, m_s)$ by an adjacent mdag, $mdag\langle x_i \rangle$ would involve same kind of operations as in the case of $VMPSet(m_{i+1}, m_s)$. Unless the R -edge from x_i is incident at the two distinguished nodes x_{i+1} or at x_{i+2} , the multiplication would cover only a subset of VMPs in $MinSet(m_{i+1}, m_s)$. This subset is determined by the node partition t in which the node x_t in $MinSet(m_{i+1}, m_s)$ lies while $x_i R x_t$ holds true.

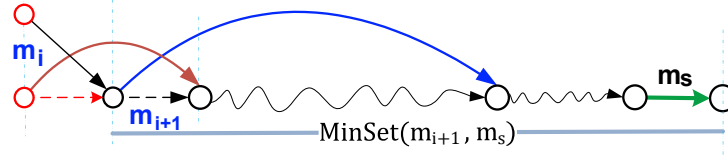


Figure 23: Incrementing a MinSet at a common node

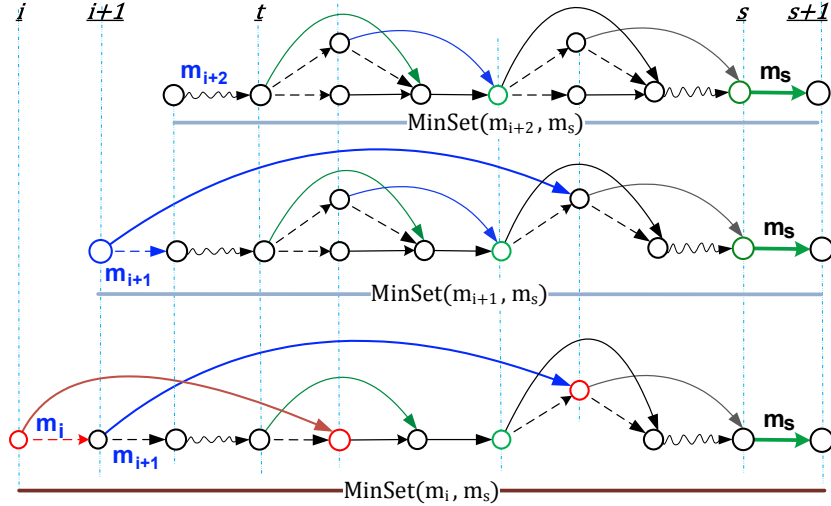


Figure 24: Incrementing a MinSet at any arbitrary node

The Step 0 in the algorithm 4.3 covers special cases, where the multiplying mdag multiplies all the VMPs in the MinSet using a common node (Figure 23). The Steps 1-2 show a general case (Figure 24) where the mdag can multiply only subset of the VMPs from the original MinSet. This involves effectively re-constructing the whole MinSet by the revised list of the multiplying mdags in each node partition.

Algorithm 4.3 $incrMinSet(mdag\langle x_i \rangle, MinSet(m_{i+1}, m_s))$

Input: $m_i = mdag(x_i, x_{i+1}, x_{t+1})$, $MinSet(m_{i+1}, m_s)$

Output: $MinSet(m_i, m_s)$ or $\{MinSet(m_i, m_{i+1}), MinSet(m_{i+1}, m_s)\}$

Step 0: Initialization and Special Cases

```
1: let  $x_iRx_{t+1}$ ; given  $m_{i+1} = mdag(x_{i+1}, x_{i+2}, x_{t+1})$ ;
2: if  $ER(x_{i+2}) \neq \emptyset$  then
3:   return  $\{MinSet(m_i, m_{i+1}), MinSet(m_{i+1}, m_s)\}$ ;
4: end if
5: if  $(t + 1 > s)$ , where  $x_iRx_{t+1}$  and  $(\exists VMPSet(m_s, m_t))$  then
6:   return  $MinSet(m_i, m_s) = m_i \cdot MinSet(m_{i+1}, m_s)$ ;
7: end if
8: if  $(t + 1 = i)$  or  $(t + 1 = i + 1)$ , where  $x_iRx_{t+1}$  then
9:   return  $MinSet(m_i, m_s) = m_i \cdot MinSet(m_{i+1}, m_s)$ ;
10: end if
```

Step 1: Determine the participating mdags in each partition of $MinSet(m_{i+1}, m_s)$

assumption: $i < t \leq s$;

```
1: for all nodePartition  $j \in [i \dots s - 1]$  do
2:    $mdagList[j] = \{mdag\langle x_j \rangle\}$ ;
3: end for
4: remove each  $mdag(x_t, x_{t+1}, x_r)$  from  $mdagList[t]$  where  $x_iRx_{t+1}$ ;
```

Step 2: Sequentially Increment the vmpSet List by the mdag List

```
1:  $vmpSetList = \{mdag\langle x_{s-1} \rangle \cdot m_s\}$ ;  $newList = \emptyset$ ;
2: for all nodePartition  $j = s - 2$  downto  $i$  do
3:   for all  $mdag \in mdagList[j]$  do
4:     for all  $vmpSet \in vmpSetList$  do
5:        $newVmpSet = mdag \cdot vmpSet$ 
6:       update: add  $newVmpSet$  to  $newList$ ;
7:     end for
8:      $vmpSetList \leftarrow newList$ ; decrement  $j$ ;
9:   end for
10:  if  $|NodePartition[j]| = 1$  then
11:     $MinSet(m_{i+1}, m_s) = mergeMinSet(vmpSetList)$ ;
12:  end if
13: end for
14: output  $MinSet(m_i, m_s)$ ; //
```

End.

Lemma 4.20. *A $MinSet$, $MinSet(m_{i+1}, m_s)$, can be incremented by Algorithm 4.3 in time $O(n^5)$.*

Proof. The dominant time comes from Step 2. Each of the FOR loops at lines 3 and 4 are iterated $O(n^2)$ times determined by the bound $O(n^2)$ on the cardinality of the node partitions containing the known mdags in $MinSet(m_{i+1}, m_s)$.

The merge operation at line Step (2:11) involves adding at the most $O(n^2)$ counts.

The FOR loop at line Step(2:2) can be iterated $O(n)$ times. Therefore, the time complexity of the above algorithm is $O(n * n^2 * n^2) = O(n^5)$. \square

4.4.6 Joining two Adjacent MinSets

The following algorithm 4.4 is essentially an iterative increment of $MinSet(m_t, m_s)$ by the available mdags in each partition of the first $MinSet$, ($MinSet(m_i, m_t)$).

At each iteration, a new set of VMP sets is created and which could also be merged into one VMP set.

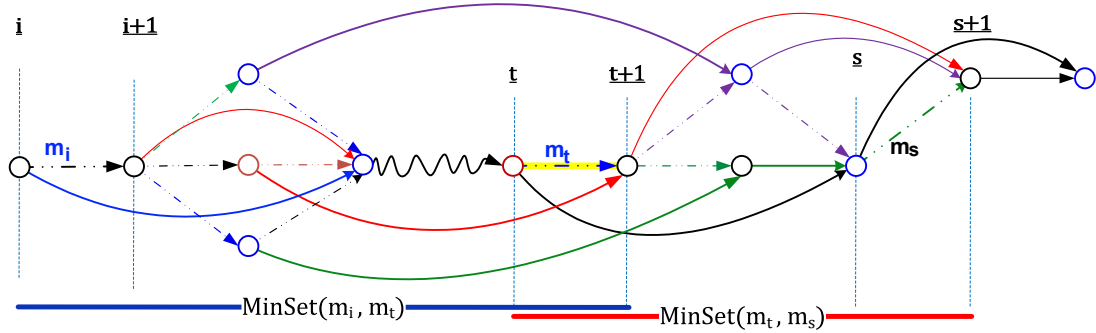


Figure 25: Joining two Adjacent MinSets

Algorithm 4.4 $joinMinSet(MinSet(m_i, m_t), MinSet(m_t, m_s))$

Input: $MinSet(m_i, m_t), MinSet(m_t, m_s)$;

Output: $MinSet(m_i, m_t, m_s)$;

Compute the Product $MinSet(m_i, m_t) \cdot MinSet(m_t, m_s)$

```
1:  $vmpSetList = \{MinSet(m_t, m_s)\}$ ;  
2: for all  $NodePartition[j] \in MinSet(m_i, m_t)$ ;  $j = t - 1$  do  
3:   for all  $mdag\langle x_j \rangle$  in  $NodePartition[j]$  do  
4:      $newList = \emptyset$ ;  
5:     for all  $vmpSet \in vmpSetList$  do  
6:       add  $incrMinSet(mdag\langle x_j \rangle, vmpSet)$  to  $newList$ ;  
7:     end for  
8:   end for  
9:    $vmpSetList \leftarrow newList$ ; decrement  $j$ ;  
10:  if  $|NodePartition[j]| = 1$  then  
11:     $mergeMinSet(vmpSetList)$ ;  
12:  end if  
13: end for  
14: output  $vmpSetList$ ;
```

Lemma 4.21. *Two adjacent MinSets, $(MinSet(m_r, m_t), MinSet(m_t, m_s))$, can be joined to produce $MinSet(m_r, m_t, m_s)$ in time $O(n^{10})$.*

Proof. The Time Complexity : In the above algorithm 4.4,

the FOR loop on line 2 is iterated $O(n)$ times,
the FOR loop on line 3 is iterated $O(n^2)$ times determined by the cardinality of $\{mdag\langle x_j \rangle\}$,
the FOR loop on line 5 is iterated $O(n^2)$ times determined by the cardinality of $vmpSetList$,
the time complexity of $incrMinSet()$ at line 6 is $O(n^5)$.

The merge operation at line 11 can be done in time $O(n^5 * n^2) = O(n^7)$.

Clearly the time between the lines 3-8 dominates and which is: $O(n^2 * n^2 * n^5) = O(n^9)$;

Therefore, the total time over $O(n)$ iterations between the line 2-13 is $O(n^{10})$.

□

4.4.7 Joining MinSets– The Far Subsequences

Joining two MinSets by an R -edge can become overly intricate when the R -edge from the incrementing node $x_i \in g(i)$ at step (a) of the algorithm $incrementMS()$ is incident at MinSets that are not adjacent to x_i . The algorithm $incrementMS()$ defers that "join" until an incrementing node x_i which will join the MinSets adjacent to it is found.

The following figure 26 extends the above figure 22 to capture the behavior of this algorithm. It shows a chain of adjacent MinSets being joined by the R -edges stemming from the prefix MinSet.

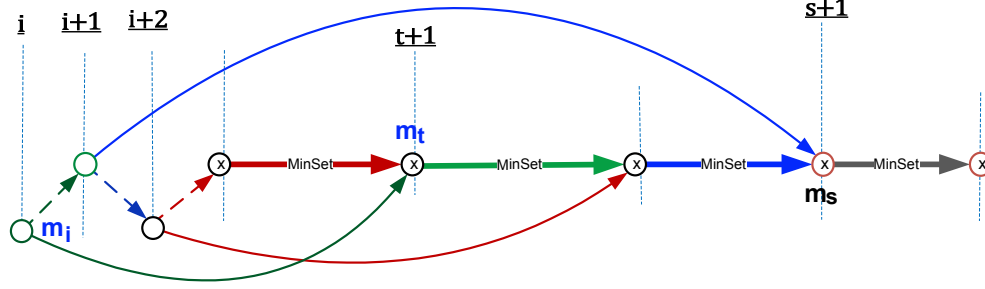


Figure 26: Joining a Sequence of MinSets

Claim 4.22. *The time complexity of $updateSequence()$ in Algorithm 4.5 is $O(n^{21})$.*

Proof. It should be easy to see that the time in Step(c) dominates.

The While loop at line c(2) is iterated $O(n)$ times. The For loops at lines c(4) and c(5) each are iterated $O(n^5)$ times.

The time complexity at line c(6) of $joinMinSet()$ is $O(n^{10})$ and dominates all other operations even outside the For loops.

Therefore, the time complexity of $updateSequence()$ is,

$$T(Step(c)) = O(n * n^5 * n^5 * n^{10}) = O(n^{21}).$$

□

Algorithm 4.5 *updateSequence(MinSet(m_i, m_t))*

Input: $MinSet(m_i, m_t), GMS(i, n);$

Output: *updated GMS(i, n)*

Step (a): Find all the mdags in each partition in the Prefix MinSet(m_i, m_t)

- 1: **for all** $NodePartition[j] \in MinSet(m_i, m_t); j = i$ **do**
- 2: **for all** $mdag\langle x_j \rangle$ in $NodePartition[j]$ **do**
- 3: add $mdag\langle x_j \rangle$ to $mdagList$;
- 4: **end for**
- 5: **end for**

Step (b): Find the Sub-Sequence(s) affected by $mdagList$

- 1: $minsetNodes := []$;
- 2: **for all** $nodePartition, j = t$ to n , where $mdagList \neq \emptyset$ **do**
- 3: **if** $(\exists R\text{-edge } (x, y_j) \in mdagList) \text{ and } (\exists VMPSet(m_i, mdag(x, y_j, x_r)) \text{ and } (ER(y_j) \neq \emptyset))$ **then**
- 4: add y_j to $minsetNodes[j]$;
- 5: remove $mdag(x, y_j, x_r)$ from $mdagList$;
- 6: **end if**
- 7: **end for**
- 8: // find the mdag for the last MinSet incident by the mdags in $mdagList$
- 9: find x_s such that $\exists MinSet(mdag\langle x_j \rangle, mdag\langle x_s \rangle)$;
- 10: $minsetNodes[s] := \{x_s\}$;

Step (c): Create new Prefix MinSets by Joining the Sub-Sequences

- 1: $j = 1; prefixSet := \emptyset; minsetList := \emptyset$;
 - 2: **while** $(j \neq s)$ **do** // while not last MinSet
 - 3: $m2Set := \{mdag\langle minsetNodes[j+1] \rangle\}; mtSet := \{mdag\langle minsetNodes[j] \rangle\}$;
 - 4: **for all** $ms \in m2Set$ **do**
 - 5: **for all** $mt \in mtSet$ **do**
 - 6: add $MinSet(m_i, mt, ms) = joinMinSet(MinSet(m_i, mt), MinSet(mt, ms))$ to $minsetList$;
 - 7: **end for**
 - 8: // $prefixSet$ contains updated prefix MinSets
 - 9: **merge:** add $MinSet(m_i, ms) = mergeMinSet(minsetList)$ to $prefixSet$;
 - 10: **end for**
 - 11: $mtSet := m2Set; j := j + 1$;
 - 12: **end while**
 - 13: replace prefix MinSets in $GMS(i, n)$ with $prefixSet$;
 - 14: **return** $GMS(i, n)$;
-

4.4.8 The Merge Operation

The following is a high level algorithm for the merge operation used in the above algorithms, 4.2 and 4.4.

Merge all MinSets

The following algorithm merges all the MinSets, $MinSet(m_i, m_j)$, given in a list of MinSets.

Algorithm 4.6 *mergeMinSets(MinSetList)*

Input: A list of $MinSet(m_r, m_s)$ in $MinSetList$;

Output: $\{MinSet(m_r, m_s)\}$;

```

1: mergeSet := MinSetList[1]; l := length(MinSetList);
2: for j := 2 to l do
3:   mergeSet := merge2MinSet(mergeSet, MinSetList[j]);
4: end for
5: return mergeSet;
```

Claim 4.23. *The time complexity of Algorithm 4.6 is $O(mn^5)$, where m is the length of $MinSetList$.*

Merge two MinSets

This is called by *mergeMinSets()* to merge all the MinSets in a given list.

Algorithm 4.7 *merge2MinSets(minSet1, minSet2)*

Input: $minSet1 = MinSet(m_r, m_s)$, $minSet2 = MinSet(m_r, m_s)$;

Output: $\{MinSet(m_r, m_s)\}$;

```

1: apply the MinSet rule to merge or keep separate the two MinSets;
2: union & merge each node partition pair for the MinSets,  $minSet1$ 
   and  $minSet2$ ;
3: add the counts if the MinSets can be merged:
    $MinSet(m_r, m_s).Count := minSet1.Count + minSet2.Count$ ;
4: return  $\{MinSet(m_r, m_s)\}$ ;
```

Claim 4.24. *The time complexity of Algorithm 4.7 is $O(n^5)$.*

Proof. The union operation for each partition pair can be performed in time $O(n^4)$ even by a brute force sort algorithm, where there are $O(n^2)$ nodes in each partition. Clearly, the add operation at line 3 will take $O(n^3)$ time.

□

5 Conclusion: Collapse of the Polynomial Hierarchy

We can re-state Lemma 4.18 as the following Theorem in terms of the class \mathbf{FP} which is defined as the class of functions $f : \{0, 1\}^* \rightarrow \mathbb{N}$ computable in polynomial time on a deterministic model of computation such as a deterministic Turing machine or a RAM.

Theorem 5.1. *The counting problem for perfect matching is in \mathbf{FP} , and therefore, $\#\mathbf{P} = \mathbf{FP}$ and $\mathbf{NP} = \mathbf{P}$.*

Based on the fact that every $\#P$ -complete problem is also NP -hard, it follows that $\mathbf{NP} \subseteq \mathbf{P}^{\#\mathbf{P}}$. And therefore, the above Theorem implies that polynomial hierarchy \mathbf{PH} collapses to \mathbf{P} . Needless to say that the main Theorem of Toda [Tod89], which states that the class $\#\mathbf{P}$ contains PH , is a re-confirmation of \mathbf{PH} collapsing to \mathbf{P} .

The result of this paper, although a breakthrough, may not be very useful from a practical point of view in the near future considering how large is $O(n^{30})$ for any practical value of $n \approx 100$. A very rough and optimistic calculation will show that the computation time of 100^{30} CPU operations turns out to be of the order of trillions of years on a fastest single-CPU computer available today! However, some of the indirect implications may be worth paying attention to.

The second issue that this paper has indirectly addressed is a characterization of polynomial time enumeration. Some thoughts along this line have been covered in Appendix A.10.

References

- [But91] Gregory Butler, *Fundamental Algorithms for Permutation Groups*, Lecture Notes in Computer Science, vol. 559, Springer-Verlag, 1991.
- [Edm65] Jack Edmonds, *Paths, Trees, and Flowers*, Canadian Journal of Mathematics **17** (1965), 449–467.
- [GJ79] M. Garey and D. S. Johnson, *Computers and Intractability: A Guide to the Theory of NP-Completeness*, W. H. Freeman & Co., San Francisco, CA, 1979.
- [Hof82] C. M. Hoffmann, *Group-theoretic Algorithms and Graph Isomorphism*, Lecture Notes in Computer Science, vol. 136, ch. II, Springer-Verlag, Berlin, 1982.
- [Jer94] Mark Jerrum, *The Computational Complexity of Counting*, Proceedings of the International Congress of Mathematicians, Birkhauser Verlag, 1994, pp. 1407–1416.
- [Tod89] S. Toda, *On the Computational Power of \mathbf{PP} and $\bigoplus \mathbf{P}$* , Proc. 30th IEEE Symp. on Foundations of Computer Science, 1989, pp. 514–519.
- [Val79a] L. G. Valiant, *The Complexity of Computing the Permanent*, Theoretical Computer Science **8** (1979), 189–201.
- [Val79b] ———, *The Complexity of Enumeration and Reliability Problems*, SIAM J. Computing **8(3)** (1979), 410–421.

Appendix A

A.1 Permutation Multiplication- Proof of Theorem 3.1

Proof.

Let $\psi = (j, k)$, be a transposition in S_n . Note that ψ need not be realized by BG' , however, we will show that there are two unique edges in BG' that represent ψ , and depend on $E(\pi)$.

Let $i, t \in \Omega$ be the points mapped by π such that $i^\pi = j$, and $t^\pi = k$. Thus $E(\pi)$ covers the edges $v_i w_j$ and $v_t w_k$ in BG' .

$$\underline{\pi\psi \in M(BG') \implies \text{a cycle of length 4}}$$

If the product $\pi\psi$ is realized by BG' , then we must have:

$$\begin{aligned} i^{\pi\psi} &= j^\psi = k, \quad \text{and} \\ t^{\pi\psi} &= k^\psi = j. \end{aligned}$$

That is, the existence of the edges in $E(\pi\psi)$ dictates that BG' contain the edges $v_i w_j$ and $v_i w_k$ at the vertex $v_i \in V$, and $v_t w_j$ and $v_t w_k$ at the vertex $v_t \in V$. And hence, BG' has a cycle $v_i w_j v_t w_k$ of length 4.

$$\underline{\text{A cycle of length 4} \implies \pi\psi \in M(BG')}$$

Let $C = v_i w_j v_t w_k$ be a cycle of length 4 in BG' where π is such that $i^\pi = j$ and $t^\pi = k$, and thus π covers $v_i w_j$ and $v_t w_k$.

The new permutation $\pi_1 = \pi\psi$ can be realized by swapping the alternate edges of C such that π_1 differs from π only in two positions, viz., $i^{\pi_1} = k$ and $t^{\pi_1} = j$, corresponding to the edges $v_i w_k$ and $v_t w_j$.

Now we show how ψ is encoded by the two alternate edges of C .

Since $\psi = \pi^{-1}\pi_1$, we have

$$\begin{aligned} j^\psi &= j^{\pi^{-1}\pi_1} = i^{\pi_1} = k, \quad \text{and} \\ k^\psi &= k^{\pi^{-1}\pi_1} = t^{\pi_1} = j. \end{aligned}$$

Therefore, $\psi = (j, k)$ is represented by the alternate edges, $v_i w_k$ and $v_t w_j$ in C which effectively implements $\pi\psi$. Clearly, the edges in C representing ψ depend on π by the mapping $t^\pi = k$. □

A.2 Proof of Corollary 3.3

Proof. Recall that BG_i is a subgraph of the complete bipartite graph $BG = K_{n,n}$ induced by the subgroup $G^{(i)}$. That is, $\forall j \in \{1, 2, \dots, i\}$, and for each $E(\pi)$ in BG_i , $j^\pi = j$. Following Theorem 3.1 we can identify the cycle responsible for realizing the multiplication $\pi\psi$, and see how ψ depends on $\pi \in G^{(i)}$.

$$\begin{aligned} \pi \text{ and } \pi\psi \text{ is realized by } BG_{i-1} &\iff i^{\pi\psi} = i^\psi = k \text{ and } t^{\pi\psi} = k^\psi = i \\ &\iff \text{edges } v_i w_k, v_t w_i \in BG_{i-1}, \text{ where } BG_0 = BG. \end{aligned}$$

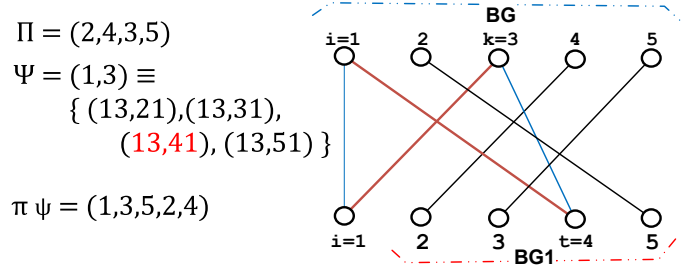


Figure 27: Multiplication by a Coset Representative $\psi = (1, 3)$

Clearly, the point k is fixed by ψ for a given i , and t is then fixed by π . Therefore, each (ψ, π) pair uniquely defines the edge pair $a_i(\psi, \pi) = (v_i w_k, v_t w_i)$. Also, it is easy to see that the only edge pair that can form a cycle of length four with the edge pair $(v_i w_i, v_t w_k)$ is $(v_i w_k, v_t w_i)$, giving the cycle $(v_i w_k v_t w_i)$.

□

Remark A.1. One should note the analogy of forming the product $\pi\psi$ with the augmenting path concept in constructing a perfect matching [Edm65]. The cycle (v_i, w_k, v_t, w_i) [Figure 3], which is used to multiply π and ψ , always contains the augmenting path (v_i, w_k, v_t, w_i) corresponding to the matched edge $v_i w_k$ in $E(\pi)$.

A.3 Permutation Multiplication using an R-Cycle

Our goal is to compose a sequence of elements in E_M so that a canonic representation of the perfect matchings can be found and validated. The relation R is defined with that objective in mind. The following Lemma shows how does an R -cycle compose a sequence of coset representatives. It is an extension of Corollary 3.3.

Lemma A.2. Let C_{ab} be an R -cycle, defining aRb , in a bipartite graph $K_{n,n}$, where $a \in g(i)$ and $b \in g(j)$, $1 \leq i < j \leq n$, and $x_{i_r} \in g(i_r)$, $1 \leq r \leq j - i$, are all the edge pairs covered by C_{ab} such that $i = i_1 < i_2 < \dots < i_{r-1} < i_r < i_{r+1} = j$. Also let $\pi(b) \in G^{(j-1)}$ be a permutation realized by the bipartite graph BG_{j-1} . Then C_{ab} represents a composition of the coset representatives leading to the permutation π_a given by

$$\pi_a = \psi(x_{i_r})\psi(x_{i_{r-1}}) \cdots \psi(x_{i_2})\psi(x_{i_1}), \text{ where } \psi(x_{i_r}) = \psi_{i_r} \in U_{i_r}, \quad (\text{A.1})$$

such that $\pi(b)\pi_a \in G^{(i-1)}$ covers a and other alternate edges in C_{ab} .

Proof. The proof is by induction on r . Details omitted. □

The following Lemma provides a group theoretic semantics for the relation R . It correlates the permutation multiplication in $UK_{n,n}$ and the relation R in $\Gamma(n)$.

Lemma A.3. *Let $a \in g(i)$, $b \in g(j)$ be the edge pairs at the nodes i and j respectively in $BG = K_{n,n}$, such that $G^{(j)} < G^{(i)}$, $1 \leq i < j \leq n$. Let aRb be realized by the transitivity over the intermediate nodes such that $\forall k, j > k \geq i$, $\exists x_k \in g(k)$, $x_{k+1} \in g(k+1)$ and $x_k R x_{k+1}$. Then aRb represents a permutation*

$$\pi_a = \psi(x_{j-1})\psi(x_{j-2}) \cdots \psi(x_{i-1})\psi(x_i) \quad (\text{A.2})$$

where $\psi(x_r) = \psi_r \in U_r$, $i \leq r \leq j-1$, such that the product $\pi(b)\pi_a$ is realized by BG_{i-1} and that it covers a , b and other alternate edges of the R -cycle(s) defined by aRb .

Proof. The proof is essentially by induction on the number of R -cycles in the transitive chain aRb . When there is exactly one R -cycle defined by aRb , the result follows directly from the above Lemma A.2.

Whenever there are one or more ID nodes between i and j , we have two or more disjoint R -cycles such that each cycle represents a permutation given by Lemma A.2. □

A.4 Basic Properties of the Generating Graph

We now present few basic properties and attributes of the generating graph.

The R -in (out)degree of a node $x \in \Gamma$ is defined as the number of R -edges incident (going out) on (from) x . The S - in (out) degree of a node $x \in \Gamma$ is defined analogously.

Property A.4. *In every generating graph $\Gamma(n)$, $\forall i < n$ and $\forall x_i \in g(i)$, $\exists j \leq n$ and $x_j \in g(j)$ such that $x_i R x_j$. Similarly, the reverse result is also true— for all $x_j \in g(j)$ and $\forall i < j$ there exists $x_i \in g(i)$, such that $x_i R x_j$.*

Proof. The result is due to the completeness of the bipartite graph.

For all $x_i = (v_i w_k, v_j w_i) \in g(i)$, $1 \leq i < j, k \leq n$, there exist edges, $v_j w_k$ and $v_i w_i$ in BG , such that they form an R -cycle of length 4 with x_i covering the edge $v_j w_k$. Therefore, we will always have either $x_i R x_j$ or $x_i R x_k$. □

Property A.5. *In every generating graph $\Gamma(n)$, $\forall (i, j)$, $1 \leq i < j \leq n$, $\exists x_i \in g(i)$ and $x_j \in g(j)$, such that $x_i R x_j$*

Proof. Simply note that the edges needed for forming a cycle of length four with x_i and one of the edges in x_j are always available in $K_{n,n}$. □

Property A.6. *Let i and $j > i$ be any two node partitions in $\Gamma(n)$. Then $\forall x_i \in g(i)$, $x_i R x_j \implies \nexists y_j \in g(j)$ such that x_i and y_j are disjoint, and $x_i R x_j$ is false. Similarly x_i and y_j being disjoint, and $x_i R x_j$ being false implies $\nexists y_j \in g(j)$ such that $x_i R y_j$.*

Proof. One should note that the condition for two edge pairs in $K_{n,n}$ being related by R is mutually exclusive to the condition for the corresponding nodes in $\Gamma(n)$ being disjoint. In one case, when $x_i R y_j$ is true, the node pairs at j overlap with the vertex of one of the edges in the edge pair x_i in BG , and in the other case, $x_i R x_j$ being false, j must be disjoint with the vertices at the node pairs covered by x_i . □

The following Property is essentially a complement of Property A.6.

Property A.7. *For all (i, j) , $1 \leq i < j < n$, and $\forall x_i \in g(i)$, if $\exists x_k \in g(k)$, $n \geq k > j$, such that $x_i R x_k$, then $\exists x_j \in g(j)$ such that x_i and x_j are disjoint.*

Proof. An instance of this property can best be understood by looking at the layout of the edge pairs, x_i, x_j and x_k in $K_{n,n}$. The relation $x_i R x_k$ directly implies that the edge pairs in all the partitions in $\{t \mid i < t < k\}$ have at least one edge pair x_t available such that a perfect matching can be formed. This must be true since we have a complete bipartite graph. And hence x_t must be disjoint to x_i (although not necessarily to x_k). □

Property A.8. *All the R -edges coming from a given node in $\Gamma(n)$ go to the same node partition. Thus either all R -edges coming from a node are direct edges, or all are jump edges.*

A.5 Permutation Represented by an R -Path

The following is a direct Corollary of Theorem A.3, noting that the product $\pi(b)\pi_a$ is realized by BG_{i-1} . It provides a group theoretic semantics to an R -path in $\Gamma(n)$.

Corollary A.9. *Let $p = x_i x_{i+1} \cdots x_{j-1} x_j$, $1 \leq i < j \leq n$, be an R -path in $\Gamma(n)$ defined by $x_i R x_j$, where $x_i \in g(i)$, and let $\psi(x_k)$ be the transposition defined by the edge-pair x_k . Then p defines a permutation cycle π_p given by the product of the transpositions*

$$\pi_p = \psi(x_j)\psi(x_{j-1}) \cdots \psi(x_{i+1})\psi(x_i), \quad (\text{A.3})$$

such that π_p covers x_i, x_j and other alternate edges of the R -cycle(s) defined by $x_i R x_j$.

The above Corollary A.9 effectively describes how larger permutation cycles are composed by the R -paths which eventually lead to a perfect matching whenever that R -path covers all the n node partitions in $\Gamma(n)$.

A.6 Multiplication of two disjoint nodes: Proof of Lemma 3.16

The proof will follow from the following two Properties.

Property A.10. *Let $a_i \in g(i)$ and $b_j \in g(j)$ be two nodes in $\Gamma(n)$ such that $|a_i R b_j| = 1$, $j > i$. If there exists $c_k \in g(k)$, $i \neq k \neq j$ such that c_k and b_j are mutually disjoint, then a_i and c_k are also mutually disjoint.*

Proof. This property is due to the fact that if a finite set A is disjoint with another finite set B , then any subset of A will also be disjoint with B . The relation $a_i R b_j$ fixes two out of three variables in the edge pair representing a_i , taking it from b_j itself, and the third one is different whenever $i \neq k$, for some other node partition k in $\Gamma(n)$. □

Property A.11. *For any two disjoint nodes $a_i \in g(i)$, $b_j \in g(j)$ in $\Gamma(n)$, $1 \leq i < j \leq n$, there exist two disjoint R -paths p_{ac} and p_{bc} to a common node c such that $a R c$ and $b R c$, where $c \in g(k)$, $k > j$.*

Proof. The proof is by induction on the length, l , of R -paths p_{ac} and p_{bc} . Note that all the R -edges from any node reach the same common partition (cf. Property A.8). And therefore, no two nodes on the two respective R -path trail will be allowed to belong to the same partition unless they are the same.

Basis: $l = 1$

Let $a_i = (ix, ki)$, $x > k = i + 2$, and $b_j = (jk, yj)$, where $y > k > j = i + 1$. Also, we assume that b_j is not an ID node.

If $a_i R c_k$, $b_j R c'_k$, a_i and b_j are disjoint, and they both reach a common partition k , then the SE of the two edges are of the form kx and yk respectively. Therefore, there is a node $c_k = (kx, yk)$ at which a_i and b_j can meet by two disjoint R -paths each of which are disjoint R -edges.

In the event that b_j is an ID node (of the form (jj, jj)), we have $b_j R c_k$ for all $c_k \in g(k)$, and therefore, the disjoint condition for the two R -paths (which are edges) is satisfied for all c_k such that $a_i R c_k$ holds true.

Induction

Let the hypothesis be true for the two R -paths, p_{ac} and p_{bc} of length $l \leq n - 2$. Then we will increment p_{ac} or p_{bc} , or both, by one edge, and show the result to still hold true.

Again, as above, let a_i and b_j be two disjoint nodes that meet c_k by two disjoint R -paths, where $k > j = i + 1$. Let x_t , $i > t \neq j$, be a node such that $x_t R a_i$. Now we have $p_{tc} = x_t p_{ac}$ of length $1 + |p_{ac}|$.

By Property A.10 x_t and b_j are disjoint because $x_t R a_i$ and a_i and b_j are disjoint. Moreover, the Property holds true, for all $y \in p_{bc}$ whenever a_i and y are disjoint. □

Proof. (Theorem 3.16)

Let p_a defined by $a R c$, and p_b defined by $b R c$ respectively, be two associated R -paths. The proof makes use of the Property A.11 and Corollary 3.3.

Part 1: Two disjoint nodes produce a composition $a.b$ by two disjoint R -paths to a common node.

By the above Property A.11, the presence of two disjoint R -paths meeting at one common point c means two disjoint R -cycles, C_{ac} and C_{bc} . These two disjoint R -cycles create two permutations, viz., π_{p_a} and π_{p_b} such that $\pi(c)$ can be multiplied independently by π_{p_a} and π_{p_b} . The composition $a \cdot b$ is effectively attaining that, that is, generating a permutation $\pi(c)\pi_{p_a}\pi_{p_b}$.

Part 2: The composition $a.b$ implies disjoint R -paths to a common node

In this composition, i.e., $\psi_b\psi_a$, we should note that we have to find a subset of $\pi(b)$ such that each $\pi \in \{\pi(b)\}$ can be multiplied by ψ_a . Since aRb is not true, we have to search for another subset of $\{\pi(b)\}$ such that Corollary 3.3 can be applied. In order for an R -cycle (the necessary condition for a multiplication) induced by a to be present in $\pi(b)$, an R -path p_a must meet another R -path, p_b , induced by b , at some common node $c_k \in p_b$. Rest of the the proof of disjoint cycles can be obtained by induction on the lengths of p_a and p_b .

□

A.7 More VMP Properties

Property A.12. A VMP, $p = x_i x_{i+1} \cdots x_{t-1} x_j$ in $\Gamma(n)$, is a complete VMP if it satisfies any one of the following conditions:

1. p is an R -path with no jump edges.
2. The path $p = x_i p'$ obtained by incrementing a CVMP, $p' = x_{i+1} x_{i+2} \cdots x_j$, using a valid mdag, $\text{mdag}(x_i, x_{i+1}, x_t)$, $x_t \in p'$, or by an R -edge $x_i x_{i+1}$.
3. $p = p_1 p_2$, where p_1 and p_2 are CVMPs.

Proof. The proof of the above three properties is as follows.

1. p is an R -path: Obvious.
2. $p = x_i p'$ is a CVMP:
Clearly, the new path p is a VMP by virtue of the valid mdag, $\text{mdag}(x_i, x_{i+1}, x_t)$. And also, this mdag is covered by p .
3. $p = p_1 p_2$:
Simply note that the concatenation behavior of two or more CVMPs is exactly same as that of the R -edges— except that in CVMPs there may be two R -edges meeting at the starting node of p_2 .

□

Characterization of a VMP

The following Theorem provides an independent characterization of a VMP in terms of the two relations R and S over $\Gamma(n)$.

Theorem A.13. *An RS path, $p = x_i x_{i+1} \cdots x_{j-1} x_j$, $x_r \in g(r)$, $1 \leq i < j \leq n$, in $\Gamma(n)$ is a VMP iff for every node pair $(x_r, x_s) \in p$, we have either $x_r R x_s$, or x_r and x_s are disjoint (cf. Defn 3.12), where $i \leq r < s \leq j$.*

Proof. The proof can be obtained by induction on the length l of the associated RS -path, using Property A.6, Property A.10, Property A.11 and Theorem 3.16. □

A.8 The Permutation Represented by a CVMP

The following Lemma provides a group theoretic semantics of a CVMP, showing how a CVMP represents a product of coset representatives that would multiply any element of the associated subgroup. Further, it shows how that product is represented by a set of matched edges.

Let $E'(\pi)$ represent a subset of the matched edges in $E(\pi)$.

Lemma A.14. *Every CVMP, $p = x_i x_{i+1} \cdots x_{j-1} x_j$ in $\Gamma(n)$, represents a permutation $\pi \in G^{(i-1)}$, and a matching $E'(\pi) \subseteq E(\pi)$ (on the nodes $i, i+1, \dots, j$ in $K_{n,n}$) given by*

$$\pi = \psi(x_j)\psi(x_{j-1}) \cdots \psi(x_{i-1})\psi(x_i) \quad (\text{A.4})$$

where $1 \leq i < j \leq n$, and $x_i \in g(i)$.

Note. It is implicit that whenever $j < n$, $\exists x_k$ such that $x_j R x_k$, where $j < k \leq n$. Therefore, by Theorem A.3, π would multiply all the permutations $\pi'(x_k) \in M(BG_{k-1})$, to give rise to $\pi'(x_k)\pi \in M(BG_{i-1})$.

Proof. The proof is by induction on the length, $l = |p|$ of the CVMP, p . For notational convenience we can assume each edge pair x_i to be a set of two edges.

Basis

For $l = 1$ the CVMP is an R -edge, $x_i x_{i+1}$, which represents the permutation, $\pi = \psi(x_{i+1})\psi(x_i)$ (Corollary A.9).

For $l = 2$ the CVMP is either an R -path of length 2, or an mdag, $mdag(x_i, x_{i+1}, x_{i+2})$, which represents $\pi = \psi(x_{i+2})\psi(x_{i+1})\psi(x_i)$.

Induction

Let (A.4) be true for all p , $2 \leq |p| \leq l < n - 1$, that is, we have a CVMP, p , of length $j - i$ that realizes the permutation π and a matching $E'(\pi)$. Let the new CVMP of length $j - i + 1$ be $x_{i-1}p$, $x_{i-1} \in g(i - 1)$, and let $x_t \in p$ be such that $x_{i-1} R x_t$. It will suffice to show that the new CVMP realizes the permutation $\pi\psi(x_{i-1}) \in G^{(i-2)}$.

Note: We assume that x_{i-1} is not an ID node, i.e., $x_{i-1} \neq id_{i-1}$, otherwise the result would be trivially true.

Since the new CVMP p' of length $l + 1$ is derived from Property A.12(2), there is an mdag, $mdag(x_{i-1}, x_i, x_t)$, or an R -edge $x_{i-1}x_i$, such that $\psi(x_{i-1}) = (i - 1, k)$, and $k^\pi = t$. Therefore, by Corollary 3.3, the cycle defined by $x_{i-1}Rx_t$ realizes the product $\pi\psi(x_{i-1}) \in G^{(i-2)}$.

□

The Matching Represented by a CVMP

Lemma A.15. *Every CVMP (m_i, m_j) , $p = x_i x_{i+1} \cdots x_{j-1} x_j$ in $\Gamma(n)$, represents a matching $E'(\pi) \subseteq E(\pi)$ (on the nodes $i, i + 1, \dots, j$ in $K_{n,n}$) given by*

$$E'(\pi) = \{e \mid e \in x_i \in p\} - \{SE(x_s x_t) \mid x_s, x_t \in p\}, \quad (\text{A.5})$$

where $\pi \in G^{(i-1)} < S_n$, $1 \leq i < j \leq n$, and $x_i \in g(i)$.

Note. It is implicit that whenever $j < n$, $\exists x_k$ such that $x_j R x_k$, where $j < k \leq n$. Therefore, by Theorem A.3, π would multiply all the permutations $\pi'(x_k) \in M(BG_{k-1})$, to give rise to $\pi'(x_k)\pi \in M(BG_{i-1})$.

Proof. The proof is by induction on the length, $l = |p|$ of the CVMP, p . For notational convenience we can assume each edge pair x_i to be a set of two edges.

Basis

For $l = 1$ the CVMP is an R -edge, $x_i x_{i+1}$, which represents the permutation, $\pi = \psi(x_{i+1})\psi(x_i)$, and a matching $E'(\pi) = x_i \cup x_{i+1} - \{SE(x_i x_{i+1})\}$. For $l = 2$ the CVMP is either an R -path of length 2, or an mdag, $mdag(x_i, x_{i+1}, x_{i+2})$, which represents $\pi = \psi(x_{i+2})\psi(x_{i+1})\psi(x_i)$. The matched edges can be deduced from the $SE(e)$ of associated R -edge e . That is, we have either

$$E'(\pi) = x_1 \cup x_2 \cup x_3 - \{SE(x_1 x_2), SE(x_2 x_3)\},$$

or

$$E'(\pi) = x_1 \cup x_2 \cup x_3 - \{SE(x_1 x_3), SE(x_2 x_3)\}.$$

Induction

Let (A.5) be true for all p , $2 \leq |p| \leq l < n - 1$, that is, we have a CVMP, p , of length $j - i$ that realizes the matching $E'(\pi)$. Let the new CVMP of length $j - i + 1$ be $x_{i-1}p$, $x_{i-1} \in g(i - 1)$, and let $x_t \in p$ be such that $x_{i-1} R x_t$. It will suffice to show that the new CVMP realizes the permutation $\pi\psi(x_{i-1}) \in G^{(i-2)}$, and the new matching $E'(\pi\psi(x_{i-1})) = E'(\pi) \cup x_{i-1} - \{SE(x_{i-1} x_t)\}$.

Note: We assume that x_{i-1} is not an ID node, i.e., $x_{i-1} \neq id_{i-1}$, otherwise the result would be trivially true.

Since the new CVMP p' of length $l + 1$ is derived from Property A.12(2), there is an mdag, $mdag(x_{i-1}, x_i, x_t)$, or an R -edge $x_{i-1}x_i$, such that $\psi(x_{i-1}) = (i - 1, k)$, and $k^\pi = t$. Therefore, by Corollary 3.3, the cycle defined by $x_{i-1}Rx_t$ realizes the product $\pi\psi(x_{i-1}) \in G^{(i-2)}$.

The addition of the new node x_{i-1} to p adds the corresponding edge pair x_{i-1} in the bipartite graph to the matched edges. Moreover, the new R -edge $x_{i-1}x_t$ in p' will remove the edge $SE(x_{i-1}x_t)$ from the set $E'(\pi) \cup x_{i-1}$. Therefore,

$$E'(\pi\psi(x_{i-1})) = \{e \mid e \in x_i \in p'\} - \{SE(x_jx_k) \mid x_j, x_k \in p'\}.$$

□

A.9 A Partitioning Scheme for CVMP Sets

Claim A.16. *For each $(\pi, \psi) \in G^{(i)} \times U_i$, there exists a unique pair $(p, x_i) \in \text{prodVMPSet}(m_{i+1}, m_t, m_{n-1}) \times g(i)$, where $x_i R x_{t+1}$, and $x_{t+1} \in m_t$, such that the product $\pi\psi$ is uniquely realized by $x_i \cdot p \in x_i \cdot \text{prodVMPSet}(m_{i+1}, m_t, m_{n-1})$.*

Proof. The result follows from the existence of a unique R -edge incident from x_i to p whenever the associated permutation product $\pi\psi$ is realized by $x_i.p$. [Corollary 3.3].

Note that there exists a mapping

$f : G^{(i)} \times U_i \rightarrow \text{prodVMPSet}(m_{i+1}, m_t, m_{n-1}) \times g(i)$, such that
 $\forall (\pi, \psi) \in G^{(i)} \times U_i$, the product $x_i \cdot p \in x_i \cdot \text{prodVMPSet}(m_{i+1}, m_t, m_{n-1})$ is realized by a unique R -edge such that $x_i R x_{t+1}$, where $x_{t+1} \in m_t$, $\psi(x_i) = \psi$ and $\pi(p) = \pi$.

□

A.10 A Characterization of Polynomial Time Enumeration

Condition for any P-time Enumeration Algorithm.

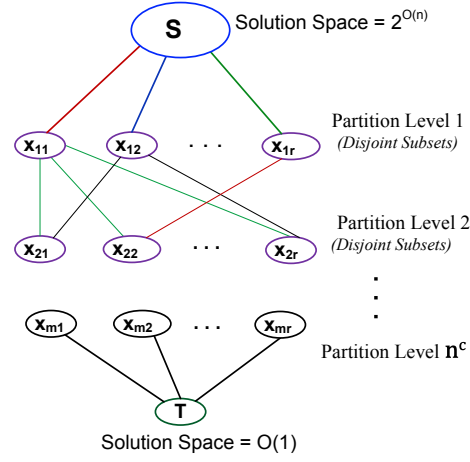


Figure 28: Partition of the Solution Space

Conjecture 1. An enumeration problem χ is in **FP**, iff there exists a hierarchy of partition of the solution space of χ such that

1. The partition at each level i in the hierarchy is polynomially bounded with mutually disjoint subsets.
2. All the disjoint subsets at each level can be represented by a unique set of attributes (called generator) of the problem; that is, the partitioning is not recursive but represented by the generators of polynomial size.
3. The solutions space at each level in the hierarchy decreases by a factor $c, c > 1$.

Example: Directed s - t Paths in an n -partite graph

Following is an example of an enumeration problem which meets the above characterization.

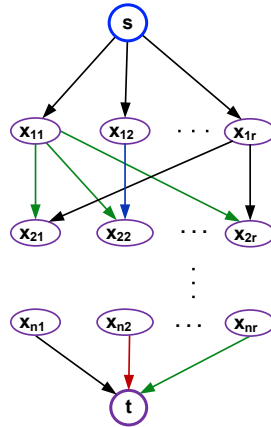


Figure 29: An n -partite Graph

Consider an n -partite directed acyclic graph [Fig 29], $G = (V, E)$, where $V = V_1 \cup V_2 \cdots \cup V_n$, and $E \subseteq \bigcup E_i$, where $E_i \subseteq V_i \times V_{i+1}$.

Further, let V_i is labeled from $\{(i, 1), (i, 2), (i, 3), \cdots (i, r) \mid r \leq n^{O(1)}\}$.

Let $s = x_1 \in V_1$, and $t = x_n \in V_n$.

Let $P(x_i)$ define the set of all paths between the node pair (s, t) in G , i.e.,

$$P(x_i) \stackrel{\text{def}}{=} \{x_i x_{i+1} \cdots x_n \mid x_r \in V_r\}.$$

Since each path $p \in P(x_i)$ covers exactly one distinct node at each level i , $P(x_i)$ can be written as:

$$P(x_i) = \biguplus_{x_i, x_{i+1} \in E_i} x_i \cdot P(x_{i+1}),$$

where the \cdot operation is the concatenation of each path in $P(x_{i+1})$ by the adjacent node x_i .

Note that all $P(x_i)$ are disjoint at any level i , and hence, it is an equivalence class over $\{P(x_i)\}$ induced by $x_i \in V_i$.

The counting complexity, $T(P(x_1))$, for enumerating $P(x_1)$ can certainly be achieved by a transitive closure of the n -partite graph, assuming the each edge $(x_i, x_{i+1}) \in E_i$ can be found in $O(1)$ time. In fact, an optimal bound is determined by

$$T(P(x_i)) = O(|E_i| T(P(x_{i+1}))) = O(|E|).$$

Conjecture 2. $P(x_1)$ is a Group for certain connectivity patterns of the above n -partite directed graph.

A.11 The Equivalence Classes in the Partition Hierarchy of Perfect Matchings

Extending the original partitioning hierarchy means we have additional equivalence classes implied by the disjoint partitions at each partition level. These additional classes are described below.

The Class $CVMPSet$

Consider the following relation \equiv over the set, $\{CVMPSet(m_1, m_{n-1})\}$:

For each $p, q \in \{CVMPSet(m_1, m_{n-1})\}$,
 $p \equiv q \iff \exists m_1 = mdag\langle x_1 \rangle$ and $(p', q') \in \{CVMPSet(m_2, m_{n-1})\}$,
 such that
 $m_1 \cdot p' = p$ and $m_1 \cdot q' = q$.

Then the relation \equiv is an equivalence relation giving $CVMPSet(m_1, m_{n-1})$ as an equivalence class.

Other equivalence classes are:

- $prodVMPSet(m_i, m_t, m_{n-1})$ induced by the mdag pair (m_i, m_t) .
- the subset of MinSet sequences, $CMS_{in}(r)$ in $CVMPSet(m_i, m_{n-1})$, induced by the MinSet, $MinSet(m_i, m_t)$ such that $ER(x_{t+1}) \neq \emptyset$, where $x_{t+1} \in m_t$.