

THE COLLAPSE OF THE POLYNOMIAL HIERARCHY: $\mathbf{NP} = \mathbf{P}$

JAVOID ASLAM

ABSTRACT

We present a novel extension to the permutation group enumeration technique which is well known to have polynomial time algorithms. We use this extended technique to count all the perfect matchings in a bipartite graph. We further show how this technique can be used for solving a class of $\#\mathbf{P}$ -complete counting problems by NC-algorithms, where the solution space of the associated search problems spans a symmetric group. Two examples of the natural candidates in this class are Perfect Matching and Hamiltonian Circuit problems. The sequential time complexity and the parallel (NC) processor complexity of counting all the solutions to these two problems are shown to be $O(n^{19} \log(n))$ and $O(n^{19})$ respectively.

Hence we prove a result even more surprising than $\mathbf{NP} = \mathbf{P}$, that is, $\#\mathbf{P} = \mathbf{FP}$, where \mathbf{FP} is the class of functions that map $\{0, 1\}^*$ to the set of natural numbers (non negative integers), \mathbb{N} , in polynomial time on a deterministic model of computation such as a Turing machine or a RAM. It is well known that $\mathbf{NP} \subseteq \mathbf{P}^{\#\mathbf{P}}$, and hence the Polynomial Time Hierarchy collapses to \mathbf{P} .

Keywords: *Counting complexity, Permutation group algorithms, Perfect matching, Hamiltonian circuit.*

1. INTRODUCTION

The counting problem for perfect matching in a bipartite graph is known to be $\#\mathbf{P}$ -complete [Val79] even though the search problem has long been known to be in \mathbf{P} [Edm65]. Although perfect matching problem for certain restricted graphs has been found to be in \mathbf{NC} (see for instance, [MV00, DHK93, GK87], [KVV85, GLV81]), the general search problem for any bipartite graph has remained open, i.e., not known to be in \mathbf{NC} . The Hamiltonian Circuit search problem is known to be \mathbf{NP} -complete [Kar72], and the corresponding counting problem is $\#\mathbf{P}$ -complete [GJ79].

This paper presents a novel enumeration technique, referred to as *permutation algebra*, that can be used to construct, not only polynomial time sequential algorithms but also, parallel (NC) algorithms for the search and counting associated with Perfect Matching and Hamiltonian Circuit problems. This technique is based on a well known group theoretic concept, called, *group enumeration using a generating set* [Hof82, But91].

A generating set K for a permutation group G is a subset of G such that each element in G can be represented as a product of the elements in K . A permutation group enumeration problem is essentially finding the order of the group generated by a generating set. It is analogous to the enumeration problem [GJ79] corresponding to any search problem over a finite universe.

It is well known how a permutation group can be enumerated by its generating set in polynomial time [Hof82]. The generating set of any group G , a subset of the symmetric group S_n , consisting of $O(n!)$ permutations is no larger than $O(n^2)$, and enumerates G in polynomial time. We extend this group enumeration technique to allow perfect matching enumeration in any arbitrary bipartite graph using a graph theoretic analog of a fixed generating set K of S_n called the *generating graph*, $\Gamma(n)$.

A perfect matching in a complete bipartite graph is represented by a directed path in the generating graph, $\Gamma(n)$, specifying an ordered sequence of the elements in the generating set K such that it defines a unique permutation in S_n . This directed path is further qualified by the given instance of the bipartite graph in order to determine the existence of that perfect matching.

Date: January 20, 2019 ©Copyright Javoid Aslam, all rights reserved.

Central to this enumeration technique is a graph theoretic model of the *multiplicative operation* in a permutation group. It is this model that leads to the graph theoretic analog of the generating set of S_n . We analyze the behavior of complete bipartite graphs $K_{n,n}$ responsible for the multiplication of the permutations in the symmetric group, S_n , and show how this inherent multiplication mechanism leads to the definition of a graph theoretic “generating set”, E_M , for enumerating all the perfect matchings, where each element $x \in E_M$ represents a permutation in the original generating set K of S_n .

The above graph theoretic multiplication also defines a transitive relation, R , over the generating set, E_M . Two elements x and y in E_M are said to be related by R if the associated permutations in K can be multiplied by the complete bipartite graph $K_{n,n}$. The generating graph $\Gamma(n)$ models this transitive relation such that the nodes in $\Gamma(n)$ represent all the elements in E_M , and the (directed) edges indicate the relation R between the associated associated (x, y) pairs in E_M , implying a valid ordered product of the corresponding permutations in K . A directed path in $\Gamma(n)$ is essentially a composition of this transitive relation R . This way we are able to show how a perfect matching is represented by a directed path of length $n - 1$ in $\Gamma(n)$, specifying an ordered sequence of n permutations in K , which in turn represent a unique permutation in the symmetric group S_n .

This enumeration technique, although founded on a complete bipartite graph, is uniformly applicable to any arbitrary bipartite graph. Each of the relation R edges in $\Gamma(n)$ are qualified by an edge requirement determined by the given instance of the bipartite graph. The edge requirements of a directed path representing a permutation in S_n thus captures precisely the edges needed to realize that permutation as a perfect matching. These edge requirements are then used to qualify all those potential directed paths which can be jointly counted as one collection (using essentially a Warshall’s algorithm) in representing a set of associated perfect matchings. This in turn allows counting of all the qualified paths in $\Gamma(n)$, and hence all the associated perfect matchings in the given bipartite graph in polynomial sequential time, $O(n^{19} \log(n))$, or in poly-logarithmic parallel (NC) time with $O(n^{19})$ processors on a PRAM.

This paper raises two fundamental questions. First, is counting a necessary condition for parallel search, making a parallel search algorithm inherently more powerful than any sequential algorithm? A side theme of this paper is to suggest that NP-hardness, and more specifically #P-completeness is the result of certain characteristic patterns of the way in which the solution space of the search problem is partitioned by a search algorithm. In an unpublished work [Asl92] there was an attempt to show that counting is NC-reducible to search, using an information theoretic NC-reduction. The proof was non-constructive. In this paper the proof takes an existential form, answering this question partially. Recall that until now the perfect matching problem was not known to be in NC. And in this process we come to realize the collapse of the Polynomial Time Hierarchy.

The second question is, can the enumeration of a *universe* always allow the enumeration of its arbitrary subsets also by an NC-algorithm? The subset of interest here is the solution set of the search problems.

Rest of this paper is organized as follows.

In the next Section 2 we present some basic concepts dealing with the permutation group, its enumeration, and its relationship to the perfect matchings in a complete bipartite graph, $K_{n,n}$.

Section 3 presents a detailed analysis of the permutation multiplication mechanism inherent in $K_{n,n}$, and thus provides a basis for the perfect matching enumeration.

Section 4 covers the core topic of this paper, i.e., the enumeration technique called the permutation algebra. It extends the permutation group enumeration technique in order to allow the enumeration of the perfect matchings in any arbitrary bipartite graph which may not represent a permutation group. Theorem 4.37 provides the specification of the perfect matching represented by a directed path in the generating graph, and Lemma 4.39 provides the criteria for that perfect matching to exist in the given bipartite graph. Section 5 develops the basic techniques for sequential and parallel (NC) algorithms for counting the perfect matchings, and thus lays the foundation for NC algorithms for the Search and Counting in #P-complete counting problems. It presents an application of this technique to the Hamiltonian circuit (HC) problem by providing an NC reduction from Hamiltonian Circuit to perfect matching, and hence proving that search and counting of HC is not only in **FP** but also in **NC**. Section 6 provides the conclusion, the collapse of the Polynomial Hierarchy.

2. BASIC CONCEPTS

The following concepts can be found in many standard books on permutation group theory. The notations and definitions used here are taken mostly from [Hof82].

2.1. The Permutation Group. Let G be a finite set of elements taken from a set S , and let “ \cdot ” be an associative binary operation, called *multiplication*, for which G is closed. Then G is a group if satisfies the following axioms:

- (1) $\forall x, y \in G, x \cdot y \in G$.
- (2) there exists an element, $e \in G$, called the identity, such that $\forall x \in G, x \cdot e = e \cdot x = x$.
- (3) $\forall x \in G$, there is an element $x^{-1} \in G$, called the inverse of x , such that $x \cdot x^{-1} = x^{-1} \cdot x = e$.

Let H be a subgroup of G , denoted as $H < G$. Then $\forall g \in G$ the set $H \cdot g = \{h \cdot g | h \in H\}$ is called a right *coset* of H in G . Since any two cosets of a subgroup are either disjoint or equal, any group G can be partitioned into its right (left) cosets. That is, using the right cosets of H we can partition G as:

$$G = \bigsqcup_{i=1}^r H \cdot g_i \quad (2.1)$$

The elements in the set $\{g_1, g_2, \dots, g_r\}$ are called the *right coset representatives* (AKA a *complete right traversal*) of H in G .

In this paper we will deal with only one specific type of finite groups called *permutation groups*.

A *permutation* π of a finite set, $\Omega = \{1, 2, \dots, n\}$, is a 1-1 mapping from Ω onto itself, where for any $i \in \Omega$, the image of i under π is denoted as i^π . The product of two permutations, say π and ψ , of Ω will be defined by $i^{\pi\psi} = (i^\pi)^\psi$.

A permutation group contains permutations of a finite set Ω where the binary operation, the multiplication, is the the product of two permutations. The group formed on all the permutations of Ω is a distinguished permutation group called Symmetric group of Ω , denoted as S_n .

We will use the cycle notation for permutations. That is, if a permutation $\pi = (i_1, i_2, \dots, i_r)$, where $i_x \in \Omega$, and $r \leq n$, then $i_x^\pi = i_{x+1}$, for $1 \leq x < r$ and $i_r^\pi = i_1$. Of course, a permutation can be a product of two or more disjoint cycles.

2.2. A Generating Set for the Symmetric Group S_n .

A *generating set* of a permutation group G is defined to be the set of permutations, say K , such that all the elements in G can be written as a finite product of the elements in K .

Let $G^{(i)}$ be a subgroup of G obtained from $G = S_n$ by fixing all the points in $\{1, 2, \dots, i\}$. That is, $\forall \pi \in G^{(i)}$, and $\forall j \in \{1, 2, \dots, i\}$, $j^\pi = j$. Then it is easy to see that $G^{(i)} < G^{(i-1)}$, where $1 \leq i \leq n$ and $G^{(0)} = G$. The sequence of subgroups

$$I = G^{(n)} < G^{(n-1)} < \dots < G^{(1)} < G^{(0)} = G \quad (2.2)$$

is referred to as a *subgroup tower* or a *stabilizer chain* of G .

The subgroup tower in (2.2) gives rise to a generating set given by the following Theorem [Hof82].

Theorem 2.1. *Let U_i be the set of right coset representatives of $G^{(i)}$ in $G^{(i-1)}$, $1 \leq i \leq n$. Then a generating set K of the group $G < S_n$ is given by*

$$K \stackrel{\text{def}}{=} \bigcup_{i=1}^n U_i, \quad (2.3)$$

where the order $|G|$ and the generated group G are given by

$$|G| = \prod_{i=1}^n |U_i|, \quad (2.4)$$

$$G = \{\psi_n \psi_{n-1} \dots \psi_2 \psi_1 \mid \psi_i \in U_i, 1 \leq i \leq n\}, \quad (2.5)$$

and thus a permutation $\pi \in G$ can be uniquely constructed from K .

Also, a permutation $\pi_1 \in G^{(i-1)}$ can then be computed from another permutation $\pi \in G^{(i)}$ as

$$\pi_1 = \pi\psi_i, \quad \psi_i \in U_i, \quad 1 \leq i \leq n, \quad (2.6)$$

These generating sets are not unique, and the one we are interested in is derived from those coset representatives that are transpositions (except for the identity). That is, for $G = S_n$ and for the subgroup tower in Eqn. (2.2), the set of coset representatives U_i is given by [Hof82]

$$U_i = \{I, (i, i+1), (i, i+2), \dots, (i, n)\}, \quad 1 \leq i < n. \quad (2.7)$$

Then the generating set of S_n is given by

$$\bigcup U_i = \{I, (1, 2), (1, 3), \dots, (1, n), (2, 3), (2, 4), \dots, (2, n), \dots, (n-1, n)\} \quad (2.8)$$

We will use the above group generating set concepts in developing a combinatorial structure for generating all the perfect matchings in a bipartite graph.

2.3. Perfect Matchings & the Permutation Group. Within the scope of the perfect matching problem we will assume the permutation group $G = S_n$.

Let $BG = K_{n,n} = (V \cup W, E)$ be a complete bipartite graph on $2n$ nodes, where, $|V| = |W|$, $E = V \times W$ is the edge set, and both the node sets V and W are labeled from $\Omega = \{1, 2, \dots, n\}$ in the same order. Under such an ordering, the node pair $(v_i \in V, w_i \in W)$ will sometime be referred to as simply the *node pair at position i* in BG .

A *perfect matching* in a bipartite graph BG' is a subset of the edges in BG' such that each node in BG' is incident with exactly one edge.

Let $\mathbb{M}(BG)$ denote the set of permutations realized as perfect matchings in BG . Let $E(\pi)$ denote the set of edges in BG representing the perfect matching that realizes the permutation $\pi \in G$. The perfect matching realizing the identity permutation I will be referred to as the *identity matching* denoted by $E(I)$.

Since $BG = K_{n,n}$, $\forall \pi \in G$ and $\forall v \in V$, there exists a pair $(v, w) \in E$ such that $v^\pi = w \iff vw \in E(\pi) \in BG$. Therefore, $\mathbb{M}(BG) = G$.

Let BG_i denote the sub (bipartite) graph of $BG = K_{n,n}$ induced by the subgroup $G^{(i)}$ such that all the permutations realized (as perfect matchings) by BG_i fix the points in $\{1, 2, \dots, i\}$. That is, $\forall t \in \{t \mid 1 \leq t \leq i\}$, there is exactly one edge $v_t w_t$ incident on the nodes v_t and w_t . Moreover, BG_i contains a complete bipartite graph, $K_{n-i, n-i}$, on the enodes at positions $i+1, i+2, \dots, n$. That is, now we have $\mathbb{M}(BG_i) = G^{(i)}$.

3. The Multiplication in Bipartite Graphs

In this Section we model the permutation multiplication inherent in a complete bipartite graph $K_{n,n}$. We establish here a set of necessary conditions for the (right) *Coset* multiplication (Eqn. (2.1)). We will consider only those *coset representatives* that are transpositions; that is, we choose the generating set for the Symmetric group, S_n , to be the set of transpositions given by Eqn. (2.8).

3.1. Multiplication by a Transposition.

In the following Figure [1] we explain how does a graph cycle realize the multiplication of a permutation by a transposition.

Suppose a bipartite graph BG' has exactly two perfect matchings, say, $\pi = I$, and $\psi = (2, 3)$ [Figure 1(a)]. Then it is easy to see that $\pi\psi = (2, 3)$ is realized by BG' . Also, note that we need only two edges $v_2 w_3$ and $v_3 w_2 \in BG'$ in order that $\pi\psi$ can be realized. Moreover, the edges $v_2 w_2$ and $v_3 w_3$ need not be present for the product $\pi\psi$ to exist in $M(BG')$. The cycle $v_2 w_3 v_3 w_2$ provides a multiplication mechanism for realizing the product $\pi\psi$, i.e., the mechanism to swap the two pairs of alternate edges.

Figure 1(b) shows a bipartite graph having two perfect matchings realizing the permutations $(1, 2, 4, 3, 5)$ and $(1, 2, 4, 3, 5) * (2, 3)$.

Note that unlike in Figure 1(a), the transposition $(2, 3)$ is not visibly explicit in this graph.

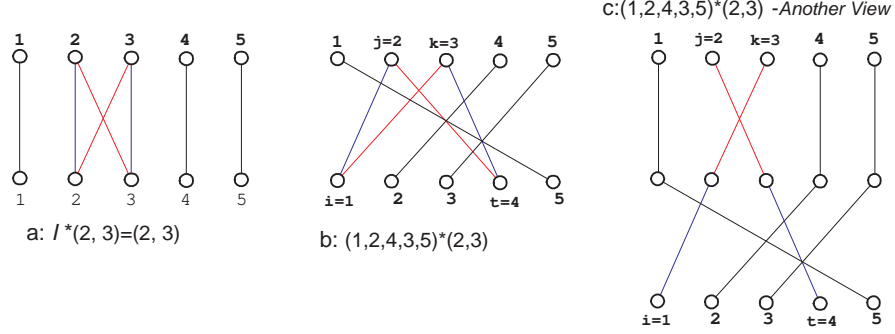


FIGURE 1. The Multiplication using Perfect Matchings

Figure 1(c) shows more explicitly how does the multiplication take place, and how do the edges representing the multiplier, $(2, 3)$, depend on the multiplicand, $(1, 2, 4, 3, 5)$. The above concepts are captured in the following Theorem.

Theorem 3.1. *Let $\pi \in S_n$ be realized as a perfect matching $E(\pi)$ by a bipartite graph BG' on $2n$ nodes. Then for any transposition, $\psi \in S_n$, the product $\pi\psi$ is also realized by BG' iff BG' contains a cycle of length 4 such that the two alternate edges in the cycle are covered by $E(\pi)$ and the other two by $E(\pi\psi)$.*

Proof. Let $\psi = (j, k)$, be a transposition in S_n . Note that ψ need not be realized by BG' , however, we will show that there are two unique edges in BG' that represent ψ , and depend on $E(\pi)$.

Let $i, t \in \Omega$ be the points mapped by π such that $i^\pi = j$, and $t^\pi = k$. Thus $E(\pi)$ covers the edges $v_i w_j$ and $v_t w_k$ in BG' .

$\pi\psi \in M(BG') \implies$ a cycle of length 4

If the product $\pi\psi$ is realized by BG' , then we must have:

$$i^{\pi\psi} = j^\psi = k, \text{ and}$$

$$t^{\pi\psi} = k^\psi = j.$$

That is, the existence of the edges in $E(\pi\psi)$ dictates that BG' contain the edges $v_i w_j$ and $v_i w_k$ at the vertex $v_i \in V$, and $v_t w_j$ and $v_t w_k$ at the vertex $v_t \in V$. And hence, BG' has a cycle $v_i w_j v_t w_k$ of length 4.

A cycle of length 4 $\implies \pi\psi \in M(BG')$

Let $C = v_i w_j v_t w_k$ be a cycle of length 4 in BG' where π is such that $i^\pi = j$ and $t^\pi = k$, and thus π covers $v_i w_j$ and $v_t w_k$.

The new permutation $\pi_1 = \pi\psi$ can be realized by swapping the alternate edges of C such that π_1 differs from π only in two positions, viz., $i^{\pi_1} = k$ and $t^{\pi_1} = j$. Now we show how ψ is encoded by the two alternate edges of C .

Since $\psi = \pi^{-1}\pi_1$, we have

$$j^\psi = j^{\pi^{-1}\pi_1} = i^{\pi_1} = k, \text{ and}$$

$$k^\psi = k^{\pi^{-1}\pi_1} = t^{\pi_1} = j.$$

Therefore, $\psi = (j, k)$ is represented by the alternate edges, $v_i w_k$ and $v_t w_j$ in C which effectively implements $\pi\psi$. Clearly, the edges in C representing ψ depend on π by the mapping $t^\pi = k$. □

Remark 3.2. *Note that ψ is a hidden transposition, not directly realized by BG' , but relative to π – the edges $v_i w_k$ and $v_t w_j$ represent ψ for the given permutation π realized by BG' . These edges are covered by the product $\pi\psi$.*

Example: In Figure 1(b) the edge pair $(13, 42)$ represents the transposition $\psi = (2, 3)$ for the perfect matching $\pi = (1, 2, 4, 3, 5)$. The product $\pi\psi$ is $(1, 3, 5)(2, 4)$.

3.2. Multiplication by a Coset Representative.

The expression (2.6) above shows how every permutation $\pi \in G^{(i-1)}$ can be expressed as $\pi = \pi_1\psi_i$, where $\pi_1 \in G^{(i)}$ and $\psi_i \in U_i$ is a right coset representative of $G^{(i)}$ in $G^{(i-1)}$. We establish a parallel result for the perfect matchings in bipartite graphs. We show that when the multiplication takes place by the right coset representatives that are transpositions, they are uniquely defined by the two edges of the cycle which realizes that multiplication.

Figure [2] shows such a multiplication for $i = 1$ and $n = 5$. The edge pair $(v_i w_k, v_t w_i)$ represents the coset representative $(1, 3)$ which multiplies $(2, 4, 3, 5, 6)$ to produce the result $(2, 4, 3, 5, 6) * (1, 3) = (1, 3, 5, 6, 2, 4)$.

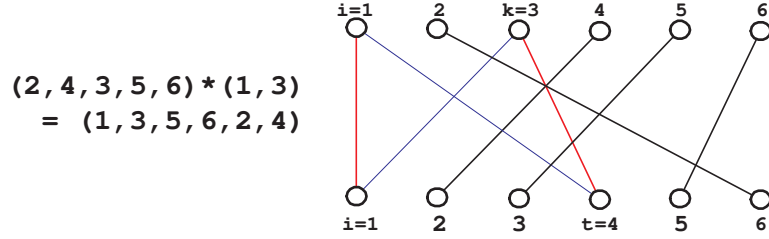


FIGURE 2. Multiplication by a Coset Representative

The following Corollary of Theorem 3.1 states how the multiplier edges depend on the multiplicand.

Corollary 3.3. *Let $BG = K_{n,n}$ be a complete bipartite graph. Then for each coset representative $\psi \in U_i$ of $G^{(i)}$ in $G^{(i-1)}$ (except for the identity), where $\psi = (i, k)$, $i < k \leq n$, and for each $\pi \in G^{(i)}$, $\pi\psi$ is realized by BG_{i-1} iff*

- (1) *there exists a unique edge pair, $a_i(\pi, \psi) = (v_i w_k, v_t w_i)$, representing ψ for a given π such that $i^\psi = k = t^\pi$, and*
- (2) *the product $\pi\psi \in G^{(i-1)}$ covers the edge-pair a_i , and all other edges, except the edge $v_t w_k$ in $E(\pi)$, remain unaffected in forming this product.*

When the coset representative ψ is an identity, i.e., $i^\psi = i$, we have a special case of the above behavior where the edge pair $a_i(\pi, \psi)$ reduces to one edge $v_i w_i$ for each $\pi \in G^{(i)}$.

Proof. Recall that BG_i is a subgraph of the complete bipartite graph $BG = K_{n,n}$ induced by the subgroup $G^{(i)}$. That is, $\forall j \in \{1, 2, \dots, i\}$, and for each $E(\pi)$ in BG_i , $j^\pi = j$. Following Theorem 3.1 we can identify the cycle responsible for implementing the multiplication and see how it depends on the permutation $\pi \in G^{(i)}$.

$$\begin{aligned} \pi \text{ and } \pi\psi \text{ is realized by } BG_{i-1} &\iff i^{\pi\psi} = i^\psi = k \text{ and } t^{\pi\psi} = k^\psi = i \\ &\iff \text{edges } v_i w_k, v_t w_i \in BG_{i-1}, \text{ where } BG_0 = BG. \end{aligned}$$

The only edge pair that can form a cycle of length four with the edge pair $(v_i w_i, v_t w_k)$ is $(v_i w_k, v_t w_i)$, giving the cycle $(v_i w_k v_t w_i)$. Thus, each (ψ, π) pair uniquely defines the edge pair $a_i(\psi, \pi) = (v_i w_k, v_t w_i)$ by the mapping $t^\pi = k$. □

As we will see in the next Section, the above Corollary 3.3 is the basis for constructing a *generating set* for generating all the perfect matchings in a bipartite graph $K_{n,n}$.

4. PERFECT MATCHING ENUMERATION

In this Section we develop the core concepts upon which this enumeration technique, *permutation algebra*, is based. The three key structures that constitute this technique are (1) the Generating set, (2) the Generating Graph, and (3) the directed path, called *Valid Multiplication Path* (VMP), along with its qualifier, called, the *Edge Requirements*.

This enumeration technique makes use of the basic group enumeration technique with many parallel concepts. The basic idea behind this enumeration technique is to transform each permutation expression (equation (2.5)) into a valid multiplication path in a derived graph, the *generating graph*. The valid multiplication path (VMP), representing a perfect matching models the multiplication of the coset representatives for generating the members of the permutation group S_n . The generating graph itself models (two different kinds of) transitive relations defined by the permutation multiplication in a bipartite graph. Thus this enumeration scheme revolves around the behavior of the VMP, and finally reduces the enumeration problem to counting of these qualified directed paths (VMPs) in the directed acyclic graph, i.e., the generating graph.

Two key results of this Section are, Theorem 4.37 which provides the specification of the perfect matching represented by a directed path in the generating graph, and Lemma 4.39 which provides the criteria for that perfect matching to exist in the given bipartite graph.

4.1. The Generating Set.

We will establish that for a bipartite graph, $K_{n,n}$, a generating set is a collection of the edge pairs determined by each (π, ψ) pair, such that $\pi\psi$ is realized by $K_{n,n}$, where $\pi \in G^{(i)}$, and $\psi = (i, k) \in U_i$ (2.7) is a right coset representative for $G^{(i)}$ in $G^{(i-1)}$, $1 \leq i < k \leq n$. (Corresponding to $I \in U_i$, one distinguished edge pair, $(v_i w_i, v_i w_i)$, also will be included.)

Let $ep(i, j, k)$ denote an ordered pair of edges at node i , $1 \leq i \leq n$, defined as follows.

$$ep(i, j, k) \stackrel{\text{def}}{=} (v_i w_k, v_j w_i), \text{ where } v_i, v_j \in V, w_i, w_k \in W, \text{ and} \\ i^\psi = k = j^\pi, \psi \in U_i, \psi \neq I, \pi \in G^{(i)}.$$

Since V and W both are labelled from $\{1, 2, \dots, n\}$ in the same order, we can write

$$ep(i, j, k) = (ik, ji), \quad i < j, k \leq n \quad (4.1)$$

It is easy to see that $ep(i, j, k)$ generates a family of $(n - i)^2$ edge pairs for each $i \in \Omega$.

When $i = j = k$, we can view the two edges of the edge pair $ep(i, j, k)$ merged to one edge, (ii, ii) , leading to the product $\pi\psi = \pi * I = \pi \in G^{(i-1)}$. Now we define a set $g(i)$, $1 \leq i \leq n$, as

$$g(i) \stackrel{\text{def}}{=} \{ep(i, j, k) \mid i \leq j, k \leq n\} = \{(ik, ji) \mid i < j, k \leq n\} \cup \{(ii, ii)\}. \quad (4.2)$$

Let $\pi(a_i)$, $a_i \in g(i)$ (4.2), represent a class of permutations defined as follows.

$$\pi(a_i) \stackrel{\text{def}}{=} \pi \mid \pi \in G^{(i-1)} \text{ and } E(\pi) \text{ covers } a_i. \quad (4.3)$$

For brevity we will often qualify a permutation $\pi \in G$ as “ π covers a set of edges e ” whenever the corresponding perfect matching, $E(\pi)$ in $K_{n,n}$, covers e .

Let $\psi(a_i)$ denote the coset representative of $G^{(i)}$ in $G^{(i-1)}$ realized by the edge pair $a_i \in g(i)$ for some $\pi \in G^{(i)}$ such that $\pi(a_i) = \pi\psi(a_i) \in M(BG_{(i-1)})$. Then clearly,

$$\forall a_i \in g(i), \psi(a_i) = \psi_i \in U_i. \quad (4.4)$$

Corresponding to the identity coset representative $I \in U_i$ we will call the edge pair $(v_i w_i, v_i w_i)$ at node pair i as *identity* edge pair, denoted by id_i .

Using the analogy from the *Coset Representatives* of a permutation group, we will call $g(i)$ to be the *Matching Set Representative* for the subgraph BG_i induced by the subgroup, $G^{(i)} < G$, which fixes all the

points in $\{1, 2, \dots, i\}$. The representation that $g(i)$ makes is for the set $M(BG_{i-1})$ when BG_i and BG_{i-1} are given.

It is important to note that each coset representative $\psi_k \in U_i$ gives rise to a set of edge pairs in $g(i)$ that collectively realize the behavior of ψ_k , i.e., realizing the coset $G^{(i)}\psi_k$.

The following Lemma validates $g(i)$ against Eqn. (2.7).

Lemma 4.1. *The Matching Set Representative, $g(i)$, $1 \leq i \leq n$, in (4.2) implements all the right coset representatives in (2.7), viz., U_i for the subgroup $G^{(i)}$ in $G^{(i-1)}$, with a right coset given by*

$$G^{(i)}\psi_k = \bigsqcup_{i < t \leq n} \{\pi(b_{i+1}) \mid t^\pi = k\} \cdot \psi(a_i), \quad (4.5)$$

where $b_{i+1} \in g(i+1)$, $a_i \in g(i)$, $\psi_k = \psi(a_i) \in U_i$, $a_i = (ik, ti)$ and $b_{i+1} = (ks, tk)$, $k < s \leq n$.

Note: The partition of the permutation family $\pi(b_{i+1})$ is meant to capture the graph theoretic multiplication by $\psi(a_i)$, which depends on a_i . At the permutation level all $\psi(a_i) = \psi_i \in U_i$, $\forall a_i \in g(i)$.

Example. The coset representative $(1, 2)$ for $G^{(1)}$ in $G^{(0)}$, is realized by the set of $n-1$ edge pairs $\{(12, 21), (12, 31), \dots, (12, n1)\}$ in $K_{n,n}$.

Now we can formally define a generating set, denoted as $E_M(n)$, for enumerating all the perfect matchings in $K_{n,n}$ analogous to the generating set for the Symmetric group S_n . The actual technique for generating the perfect matchings from $E_M(n)$ for any bipartite graph will be covered in the rest of this paper.

Definition 4.2. A generating set, denoted as $E_M(n)$, for generating all the $n!$ perfect matchings in a complete bipartite graph $K_{n,n}$ is defined as

$$E_M(n) \stackrel{\text{def}}{=} \bigcup_{i=1}^n g(i). \quad (4.6)$$

Remark 4.3. *The above expression (4.5) for the cosets of G suggests that unlike the generating set of a permutation group, there is no direct way of counting all the perfect matchings generated by $E_M(n)$. How the count is derived from E_M for any bipartite graph is a fundamental question that is answered in the rest of this paper.*

4.2. The Generating Graph.

We now develop a graph theoretical model of the generating set called a *generating graph*, denoted as $\Gamma(n)$, for the symmetric group S_n . This *generating graph* will represent the elements in the set E_M (Eqn. (4.6)) and their relationship which we are about to define. This generating graph $\Gamma(n)$ will be used to enumerate all the perfect matchings in a bipartite graph by enumerating certain qualified paths, called the *Valid Multiplication Paths* in $\Gamma(n)$.

A Transitive Relation on the Edge Pairs.

We shall formulate a relation R on the generating set E_M , and then prove R to be a *transitive relation*. Theorem 3.1 provided a basis for the multiplication of two permutations in a bipartite graph. The definition of R is based on a specialized kind of multiplication, determined by a cycle that was introduced in Corollary 3.3.

R-Cycle: A Structure for the Relation R . Now we introduce another structure called R -cycle in the bipartite graph BG . As we will show later, it provides a basis for multiplying various coset representatives. It is defined inductively as follows.

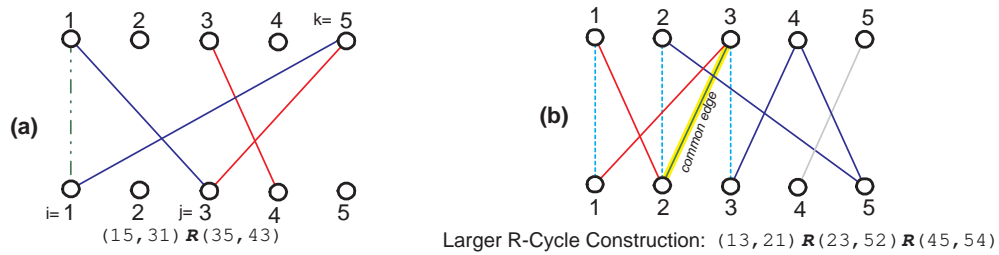


FIGURE 3. The Edge Pairs Forming the R-Cycle and the Relation R

Definition 4.4. Let $a = (v_i w_k, v_j w_i)$ and $b = (v_j w_k, v_q w_j)$ be the two edge pairs in a bipartite graph $BG = K_{n,n}$, $1 \leq i < j \leq n$, at the node pairs i and j respectively. Let C_{ab} be a cycle in BG such that it covers the edge pair a , the edge $v_i w_i$, some or all the node pairs (v_x, w_x) , $i \leq x < j$, and one of the edges (depends on a) in b , if $b \neq id_j$ (if $b = id_j$ then the only edge $v_j w_j$ will be covered). Then C_{ab} is an R -cycle satisfying one of the following conditions:

- (1) C_{ab} is a cycle of length 4 covering exactly 4 nodes (v_i, w_i, v_j, w_k) [Figure 3(a)].
- (2) **(Inductive)** If C_{mb} is an R -cycle of length $l \geq 4$, where $m \in g(k)$, $i < k < j$, is an edge pair in BG , then a larger R -cycle, C_{ab} , of length $l + 2$ is obtained from C_{mb} as follows. [Figure 3(b)] Let C_{am} be an R -cycle of length $l = 4$ such that a common edge $e \in m$ is covered by both the cycles, C_{am} and C_{mb} . Then the new cycle, C_{ab} , is obtained by merging the two cycles C_{am} and C_{mb} such that the common edge e is removed. Now there is a larger R -cycle, C_{ab} of length $l + 2$, which covers the node pairs at the position k in BG .

Figure 3(b) is an example with $a = (v_1 w_3, v_2 w_1)$, $m = (v_2 w_3, v_5 w_2)$, $b = (v_4 w_5, v_5 w_4)$ and the common edge $e = v_2 w_3$. The cycle length is increased from 6 to 8 by merging the two cycles (v_1, w_3, v_2, w_1) and $(v_2, w_3, v_3, w_4, v_5, w_2)$ to form the cycle $(v_1, w_3, v_3, w_4, v_5, w_2, v_2, w_1)$.

Remark 4.5. The inductive construction in the above definition constrains any R -cycle to grow only in one direction—towards the decreasing order of the node labels. Thus an R -cycle traverses the nodes of the bipartite graph in a strict increasing or decreasing order: from the lowest numbered node pair to the highest numbered pair, and then back to the lowest numbered node pair.

The following definition of the relation R specifies the condition under which two coset representatives, $\psi(a_i)$ and $\psi(b_j)$, corresponding to the two edge pairs $a_i \in g(i)$ and $b_j \in g(j)$, $i < j$, realize the product, $\pi(b_j)\psi(a_i)$ by the bipartite graph $BG = K_{n,n}$.

Definition 4.6. (The Transitive Relation R)

Two edge pairs $a_i \in g(i)$ and $b_j \in g(j)$, $1 \leq i < j \leq n$, at the node pairs i and j respectively, in a bipartite graph $K_{n,n}$ are said to be related by a relation R , denoted as $a_i R b_j$, if one of the following axioms is satisfied:

- (1) If $a_i \neq id_i$, there exists an R -cycle in BG such that the cycle covers the edge pair a_i , and one of the edges (if $b_j \neq id_j$) from the pair b_j , determined by a_i . If $b_j = id_j$, then clearly, the only available edge id_j will be covered.
- (2) If $a_i = id_i$ (then $a_i R b_j$ for all $b_j \in g(i+1)$).
- (3) If there exists an edge pair $m \in g(i+1)$ such that, (i) $a_i R m$ and (ii) $m R b_j$.

Note that R naturally imposes a precedence constrain on the partitions to which the related nodes can belong.

We would like to establish a characterization of the coset multiplication in a bipartite graph. The relation R is defined with that objective in mind. The behavior of the R -cycle is further explored in the following Lemma.

The Multiplication using an R -Cycle. The following Lemma is an extension of Corollary 3.3.

Lemma 4.7. Let C_{ab} be an R -cycle in a bipartite graph $K_{n,n}$, where $a \in g(i)$ and $b \in g(j)$, $1 \leq i < j \leq n$, and $x_{i_r} \in g(i_r)$, $1 \leq r \leq j-i$, are all the edge pairs covered by C_{ab} such that $i = i_1 < i_2 < \dots < i_{r-1} < i_r < i_{r+1} = j$. Also let $\pi(b) \in G^{(j-1)}$ be a permutation realized by the bipartite graph BG_{j-1} . Then C_{ab} represents a permutation π_a given by

$$\pi_a = \psi(x_{i_{r+1}})\psi(x_{i_r}) \cdots \psi(x_{i_2})\psi(x_{i_1}), \text{ where } \psi(x_{i_r}) = \psi_{i_r} \in U_{i_r}, \quad (4.7)$$

such that $\pi(b)\pi_a \in G^{(i-1)}$ covers a and other alternate edges in C_{ab} .

Proof. The proof is by induction on r .

Base Case: $r = 1 = j - i$

From Corollary 3.3, the cycle with the edge pair a and one of the edges from b , realizes the product $\pi(b)\pi_a$ such that $\pi_a = \psi(x_i) = \psi_i$.

Induction

Let the result be true for $r = k < j - i$, and we have the R -cycle C_{ab} realizing the given π_a .

Let $i_0 < i = i_1$ be a node position, with $a' \in g(i_0)$, such that there is an R -cycle, $C_{a'a}$, of length 4 between a' and with one of the edges in the pair a . Then clearly, we have

$\pi(b)\pi_a\psi(a')$ being realized by the bipartite graph $K_{n,n}$, covering a' and one of the edges in a , where $\psi(a') = \psi_{i_0} \in U_{i_0}$.

Also, as described in the inductive definition of R -cycle, C_{ab} can be enlarged by 2 using the edges from a' . Hence we have the result Eqn. (4.7) □

Lemma 4.8. The relation R over the set E_M is transitive.

Proof. The result follows from the inductive definition of the R -cycle and that of the relation R (Definition 4.6(3)). □

The following Theorem provides a group theoretic semantics for the relation R . It shows how the multiplication and the relation R are tied together.

Theorem 4.9. *Let $a \in g(i)$, $b \in g(j)$ be the edge pairs at the nodes i and j respectively in $BG = K_{n,n}$, such that $G^{(j)} < G^{(i)}$, $1 \leq i < j \leq n$. Let aRb be realized by the transitivity over the intermediate nodes such that $\forall k, j > k \geq i, \exists x_k \in g(k), x_{k+1} \in g(k+1)$ and $x_k R x_{k+1}$. Then aRb represents a permutation*

$$\pi_a = \psi(x_{j-1})\psi(x_{j-2}) \cdots \psi(x_{i-1})\psi(x_i) \quad (4.8)$$

where $\psi(x_r) = \psi_r \in U_r$, $i \leq r \leq j-1$, such that the product $\pi(b)\pi_a$ is realized by BG_{i-1} and that it covers a , and other alternate edges of the R -cycle(s) defined by aRb , and those covered by $\pi(b)$ except one edge of b .

(In the event that aRb is composed of one or more consecutive ID edge pairs, there are more than one disjoint R -cycles, and then both the edges of b will be covered by $\pi(b)\pi_a$.)

Proof. The proof is essentially by induction on the number of R -cycles in the transitive chain aRb . When there is exactly one R -cycle defined by aRb , the result follows directly from the above Lemma 4.7.

Whenever there are one or more ID nodes between i and j , we have two or more disjoint R -cycles such that each cycle represents a permutation given by Lemma 4.7. Moreover, since they are disjoint, they all can jointly multiply $\pi(b)$ or $\pi(b)\pi_{x_k}$, where $x_k R b$ defines one R -cycle, with x_{k-1} being the identity edge pair. \square

Length of aRb .

Definition 4.10. For any two edge pairs $a, b \in E_M$, the length, $|aRb| = 1$ if either the R -cycle defined by aRb is of size 4, or $a = id_i$ and $j - i = 1$.

Before we formally define a generating graph, we need to define one more kind of relationship over the generating set $E_M(n)$ of a complete bipartite graph (4.6).

The Disjoint Relationship

Definition 4.11. Any two edge pairs a and b in E_M are said to be *disjoint* if (i) the corresponding edges in the bipartite graph BG are vertex-disjoint, and (ii) aRb is false.

When the disjoint edge pairs a and b belong to two adjacent edge-sets, i.e., $a \in g(i)$ and $b \in g(i+1)$, $1 \leq i < n$, we indicate the relationship as aSb .

Now we can formally define a generating graph which models the above two kinds of relationship over E_M as follows.

Definition 4.12. (Generating Graph) The generating graph $\Gamma(n)$ for a complete bipartite graph $K_{n,n}$ on $2n$ nodes is defined as

$$\Gamma(n) \stackrel{\text{def}}{=} (V, E_R \cup E_S),$$

where $V = E_M = \cup g(i)$ (Eqn. (4.6)),

$$E_R = \{a_i a_j \mid a_i R a_j, a_i \in g(i), a_j \in g(j), |a_i R a_j| = 1, 1 \leq i < j \leq n\}, \text{ and}$$

$$E_S = \{b_i b_{i+1} \mid b_i S b_{i+1}, b_i \in g(i) \text{ and } b_{i+1} \in g(i+1), 1 \leq i < n\}.$$

Thus the generating graph is an n -partite directed acyclic graph where the nodes in the partition i are from $g(i)$, $1 \leq i \leq n$ (Eqn. (4.2)), representing the right coset representative U_i of $G^{(i)}$ in $G^{(i-1)}$, and therefore, are labeled naturally by the same edge pairs, $g(i)$.

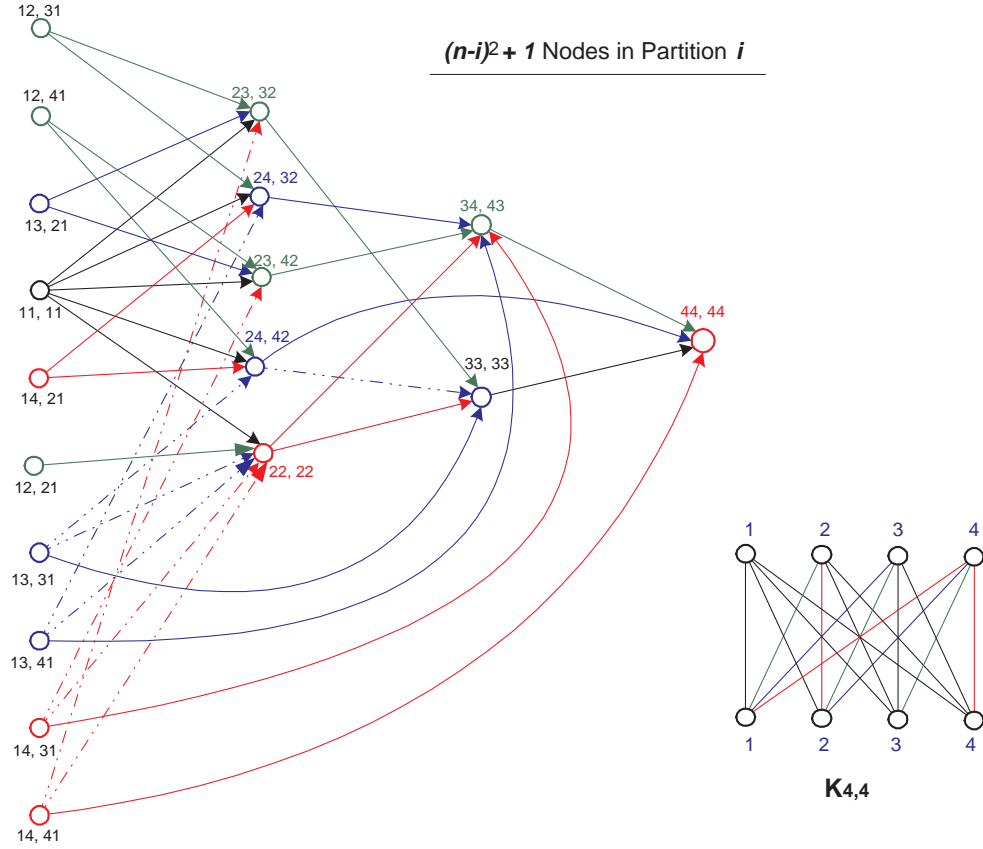


FIGURE 4. The Generating Graph $\Gamma(4)$ for $K_{4,4}$

The edges in $\Gamma(n)$ represent either the transitive relation R (by a solid directed line) between the two nodes, or the *disjoint* relationship between the two nodes (by a dotted directed line) in the adjacent partitions. Each edge is a directed edge from a lower partition node to the higher partition node. Figure 4 shows a generating graph $\Gamma(4)$ for the complete bipartite graph $K_{4,4}$.

The edges in E_R will be referred to as R -edges. Similarly, the edges in E_S will be referred to as S -edges. An R -edge between two nodes that are not in the adjacent partitions will be called a *jump* edge, whereas those between the adjacent nodes will sometimes be referred to as *direct edges*. Moreover, for clarity we will always represent a jump edge by a solid curve.

Definition 4.13. An R -path is a path formed by a sequence of adjacent R -edges between the two nodes $a_i, b_j \in \Gamma, j > i$ such that $a_i R b_j$.

A path in an ordinary graph can be viewed as a transitive relation, the “connectivity”, over the set of nodes in that graph. Similarly an R -path in $\Gamma(n)$ represents the transitive relation R among the nodes in $\Gamma(n)$. The treatment of a “path” formed by a sequence of adjacent R and S -edges (generally called as RS -path) is more complex and will be discussed later in Section 4.3.1.

Remark. The very definition of R provides a “precedence constrain” on the directed edges— they are always directed from nodes in a lower node partition to nodes in a higher node partition, and thus implying the order in which the associated coset representatives can be multiplied.

Perfect Matching and Paths in $\Gamma(n)$. The generating graph $\Gamma(n)$ is essentially a tool to evaluate the expression in (Eqn. (2.5)) as a path, $p = x_1 x_2 \cdots x_{n-1} x_n$, of length $n - 1$ where $x_i \in g(i)$. This in turn means that all the coset representatives, $\psi_{x_i} \in U_i$, on the path must be able to be multiplied together in the order implied by the sequence of the associated nodes. This is clearly not the case for any arbitrary

path as implied by Corollary 3.3. Such a multiplication will require additional constraints on the RS -path for this to be a “valid multiplication path”. The RS -paths will be covered in a later section. For the R -paths it is much easier to establish its relationship to a perfect matching.

Perfect Matching Composition using an R -Path. The following is a direct Corollary of Theorem 4.9, and provides a group theoretic semantics to an R -path in $\Gamma(n)$.

Corollary 4.14. *Let $p = x_i x_{i+1} \cdots x_{j-1} x_j$, $1 \leq i < j \leq n$, be an R -path in $\Gamma(n)$ defined by $x_i R x_j$, where $x_i \in g(i)$, and let $\psi(x_k)$ be the transposition defined by the edge-pair x_k . Then p defines a permutation cycle π_p given by the product of the transpositions*

$$\pi_p = \psi(x_j)\psi(x_{j-1}) \cdots \psi(x_{i+1})\psi(x_i), \quad (4.9)$$

such that for every $x_r \in g(r)$, $r > j \leq n$, whenever $x_j R x_r$, $\pi(x_r)\pi_p$ covers x_i and the alternate edges of the R -cycle(s) defined by p .

The above Corollary 4.14 effectively describes how larger permutation cycles are composed by the R -paths which eventually lead to a perfect matching whenever that R -path covers all the n node partitions in $\Gamma(n)$. Thus the following result directly follows.

Lemma 4.15. *Let $p = x_1 x_2 \cdots x_{n-1} x_n$, be an R -path in $\Gamma(n)$ defined by $x_1 R x_n$, where $x_i \in g(i)$, and let $\psi(x_i)$ be the transposition defined by the edge-pair x_i . Then p defines a perfect matching which realizes π_p given by the product of the coset representatives:*

$$\pi_p = \psi_n \psi_{n-1} \cdots \psi_2 \psi_1, \text{ where } \psi_i = \psi(x_i) \in U_i. \quad (4.10)$$

Note that each ψ_{x_i} can be easily deduced from Corollary 3.3: if $x_i = (ik, ti)$, then $\psi_{x_i} = (i, k)$. This in turn leads to a perfect matching that is a collection of the alternate edges from the associated R -cycle(s).

Thus the above Lemma specifies all those perfect matchings in $K_{n,n}$ that can be represented as an R -path of length $n - 1$ in $\Gamma(n)$. An example of an R -path in the generating graph in Figure 4 is

$$(12, 31)(24, 32)(34, 43)(44, 44),$$

and this path represents a perfect matching realizing the permutation

$$(3, 4) * (2, 4) * (1, 2) = (1, 2, 4, 3).$$

4.2.1. Basic Properties of the Generating Graph. We now present few basic properties and attributes of the generating graph.

The R -in (out)degree of a node $x \in \Gamma$ is defined as the number of R -edges incident (going out) on (from) x . The S - in (out) degree of a node $x \in \Gamma$ is defined analogously.

Property 4.16. *In every generating graph $\Gamma(n)$, $\forall i < n$ and $\forall x_i \in g(i)$, $\exists j \leq n$ and $x_j \in g(j)$ such that $x_i R x_j$. Similarly, the reverse result is also true— for all $x_j \in g(j)$ and $\forall i < j$ there exists $x_i \in g(i)$, such that $x_i R x_j$.*

Proof. The result is due to the completeness of the bipartite graph.

For all $x_i = (v_i w_k, v_j w_i) \in g(i)$, $1 \leq i < j, k \leq n$, there exist edges, $v_j w_k$ and $v_i w_i$ in BG , such that they form an R -cycle of length 4 with x_i covering the edge $v_j w_k$. Therefore, we will always have either $x_i R x_j$ or $x_i R x_k$. \square

Property 4.17. *In every generating graph $\Gamma(n)$, $\forall (i, j)$, $1 \leq i < j \leq n$, $\exists x_i \in g(i)$ and $x_j \in g(j)$, such that $x_i R x_j$*

Proof. Simply note that the edges needed for forming a cycle of length four with x_i and one of the edges in x_j are always available in $K_{n,n}$. \square

Property 4.18. *Let i and $j > i$ be any two node partitions in $\Gamma(n)$. Then $\forall x_i \in g(i)$, $x_i R x_j \implies \nexists y_j \in g(j)$ such that x_i and y_j are disjoint, and $x_i R x_j$ is false. Similarly x_i and y_j being disjoint, and $x_i R x_j$ being false implies $\nexists y_j \in g(j)$ such that $x_i R y_j$.*

Proof. One should note that the condition for two edge pairs in $K_{n,n}$ being related by R is mutually exclusive to the condition for the corresponding nodes in $\Gamma(n)$ being disjoint. In one case, when $x_i R y_j$ is true, the node pairs at j overlap with the vertex of one of the edges in the edge pair x_i in BG , and in the other case, $x_i R x_j$ being false, j must be disjoint with the vertices at the node pairs covered by x_i . \square

The following Property is essentially a complement of Property 4.18.

Property 4.19. $\forall (i, j) \in \Gamma(n)$, $1 \leq i < j < n$, and $\forall x_i \in g(i)$, if $\exists x_k \in g(k)$, $n \geq k > j$, such that $x_i R x_k$, then $\exists x_j \in g(j)$ such that x_i and x_j are disjoint.

Proof. An instance of this property can best be understood by looking at the layout of the edge pairs, x_i, x_j and x_k in $K_{n,n}$. The relation $x_i R x_k$ directly implies that the edge pairs in all the partitions in $\{t \mid i < t < k\}$ have at least one edge pair x_t available such that a perfect matching can be formed. This must be true since we have a complete bipartite graph. And hence x_t must be disjoint to x_i (although not necessarily to x_k). \square

Property 4.20. All the R -edges coming from a given node in $\Gamma(n)$ go to the same node partition. Thus either all R -edges coming from a node are direct edges, or all are jump edges.

Property 4.21. The following attributes of the generating graph $\Gamma(n)$ follow from the above Properties.

$$\text{Total number of nodes at partition } i = |g(i)| = (n - i)^2 + 1, \quad 1 \leq i \leq n \quad (4.11)$$

$$\text{Total number of nodes in } \Gamma(n) = O(n^3) \quad (4.12)$$

$$\text{Max. } R\text{-outdegree of any node at partition } i = n - i \quad (4.13)$$

$$\text{Max. } S\text{-outdegree of any node at partition } i = (n - i - 2)^2 + 1, \quad 1 \leq i < n - 1 \quad (4.14)$$

$$\text{Total number of } R\text{-edges in } \Gamma(n) = O(n^4) \quad (4.15)$$

$$\text{Total number of } S\text{-edges in } \Gamma(n) = O(n^5) \quad (4.16)$$

4.3. The Augmentation for Incomplete Bipartite Graphs: *Edge Requirements*.

The generating graph $\Gamma(n)$ can be used for enumerating perfect matchings in any bipartite graph, i.e., not necessarily $K_{n,n}$, by the following qualifier for the RS -paths that would represent a perfect matching.

Since every node x in $\Gamma(n)$ represents an edge pair in the bipartite graph $K_{n,n}$, these two edges can be viewed as a “requirement” of the node x in $\Gamma(n)$, in order for this node to express its behavior—i.e., participation in the multiplication. This requirement of a node is called the *Edge Requirement* (ER).

When the given graph is not a complete bipartite graph, the edge requirement of a node x in $\Gamma(n)$ can be met by the “surplus” edge(s) as determined by the R -edges incident on x . For example, in Figure 5, the edges 32, 34 and 44 are not required in composing $(12, 31)R(24, 32)R(34, 43)R(44, 44)$.

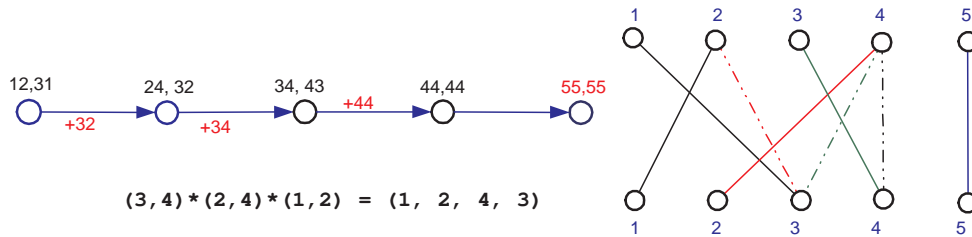


FIGURE 5. Edge Requirements in Perfect Matching Composition

In general, for any R -edge ab to exist, one or both of the edges in the edge pair b need not be present in BG' . To indicate this fact every R -edge between two nodes $a, b \in \Gamma(n)$ is labelled by $+e$, where e is an edge from the edge pair b covered by the cycle defined by aRb . (When aRb does not define a cycle, when a is an

ID node, this label will be empty). This label $+e$ indicates that the edge e is redundant, or surplus, in forming the product $\psi(b)\psi(a)$. This property of R -edges drives the following definitions.

The Edge Requirement of a node $x_i \in g(i)$ in $\Gamma(n)$ is

$$ER(x_i) \stackrel{\text{def}}{=} \{e \mid e \in x_i \text{ and } e \notin BG'\} \quad (4.17)$$

The *Surplus Edge*, $SE(x_i x_j)$, for an R or S -edge $x_i x_j \in \Gamma(n)$ is given by the edge covered by the R -cycle defined by the associated R -edge defined by $x_i R x_j$ or $x_i R x_k$, coming from x_i .

$$SE(x_i x_j) \stackrel{\text{def}}{=} \text{the edge } e \in x_j \text{ or } e \in x_k \text{ covered by the associated } R\text{-cycle.} \quad (4.18)$$

The Edge Requirement $ER(p)$ of an RS -path, p in $\Gamma(n)$, is the collection of each of the nodes' Edge Requirement that is not satisfied by the SE of the R -edge incident on that node. That is,

$$ER(p) \stackrel{\text{def}}{=} \bigcup_{x_i \in p} ER(x_i) - (\{SE(x_j x_k) \mid x_j, x_k \in p\} \cap (\bigcup_{x_i \in p} ER(x_i))) \quad (4.19)$$

The intersection in the second term is needed simply to avoid any “negative edge requirements” which would not be of any use. This occurs whenever any redundant edges are present.

We will show later (Lemma 4.39) that the edge requirements of an RS -path, p in $\Gamma(n)$ is null iff p leads to a perfect matching in BG' . Note that $ER(p)$ is specific to a given bipartite graph BG' since the ER of a node in p depends on BG' , whereas SE of an R -edge is fixed for all BG' .

An example of how the Edge Requirements are used in composing a perfect matching is shown above in Figure 5. The dotted edges in the bipartite graph BG' indicate they are redundant or *surplus*. That is, the edges 32, 34 and 44 appear in the composition but are not necessary to form the perfect matching (1, 2, 4, 3).

4.3.1. Multiplication of Disjoint Coset Representatives.

In this sub Section we develop the mechanism for multiplying two disjoint nodes in two adjacent partitions in $\Gamma(n)$. This mechanism is based on the basic result of Corollary 3.3.

We should recall that $\forall a, \forall c \in E_M$, whenever aRc is true, there is only one edge of the edge pair c that is used in forming a cycle with the edge pair a such that $\pi(c)\psi_a$ is realized by the bipartite graph BG . In fact, both the edges in the edge pair c can allow the permutation $\pi(c)$ to be multiplied “independently” by the two permutation cycles, say ψ_a , composed by aRc , and ψ_b composed by bRc , to produce $\pi(c)\psi_a\psi_b$ so long as these cycles representing ψ_a and ψ_b are disjoint. This is precisely the case when the two nodes a and b are disjoint. We will show later that two disjoint nodes a and b always meet at one common node by two disjoint R -paths in a generating graph. That is, $\forall a, \forall b \in E_M$, whenever a and b are disjoint, $\exists m \in E_M$ such that aRm and bRm .

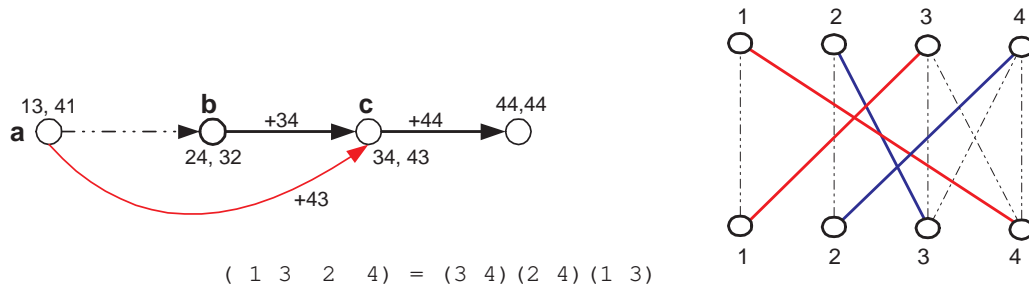


FIGURE 6. A Permutation Generated by Disjoint Coset Representatives

An example is shown in Figure 6– the permutation $\pi(c) = (3, 4)$ is multiplied by two mutually disjoint transpositions (1, 3) and (2, 4). This indirect “relationship” between the two disjoint nodes allows them to appear as factors in the form, $\pi(c)\psi_b\psi_a$.

Remark 4.22. For brevity we will use the expression “multiplication of two nodes a and b ” to imply the composition $a.b$ that realizes the product $\psi_b\psi_a$.

Remark 4.23. Two adjacent and disjoint nodes $a, b \in \Gamma(n)$ always correspond to two disjoint transpositions. But the converse is not always true. For example, the two disjoint transpositions in the permutation $(3,4)(1,2)$ do not correspond to disjoint nodes in $\Gamma(n)$, $n \geq 4$, whereas the two disjoint transpositions in the permutation $(2,4)(1,3)$ do.

Definition 4.24. Let p_a and p_b be two R -paths. Then p_a and p_b are said to be disjoint iff for any node pair $(x \in p_a, y \in p_b)$, x and y are disjoint; assuming $x \neq y$.

This multiplication of two disjoint nodes is captured by the following Theorem 4.25.

Theorem 4.25. The necessary and sufficient condition for any two disjoint nodes $a \in g(i)$, $b \in g(i+1)$ in $\Gamma(n)$ to be multiplied is the existence of two disjoint R -paths from a and b to a common node $c \in g(k)$, $k > i+1$.

The proof will follow from the following two Properties.

Property 4.26. Let $a_i \in g(i)$ and $b_j \in g(j)$ be two nodes in $\Gamma(n)$ such that $|a_i R b_j| = 1$, $j > i$. If there exists $c_k \in g(k)$, $i \neq k \neq j$ such that c_k and b_j are mutually disjoint, then a_i and c_k are also mutually disjoint.

Proof. This property is due to the fact that if a finite set A is disjoint with another finite set B , then any subset of A will also be disjoint with B . The relation $a_i R b_j$ fixes two out of three variables in the edge pair representing a_i , taking it from b_j itself, and the third one is different whenever $i \neq k$, for some other node partition k in $\Gamma(n)$. □

Property 4.27. For any two disjoint nodes $a_i \in g(i)$, $b_j \in g(j)$ in $\Gamma(n)$, $1 \leq i < j \leq n$, there exist two disjoint R -paths p_{ac} and p_{bc} to a common node c such that $a R c$ and $b R c$, where $c \in g(k)$, $k > j$.

Proof. The proof is by induction on the length, l , of R -paths p_{ac} and p_{bc} . Note that all the R -edges from any node reach the same common partition (cf. Property 4.20). And therefore, no two nodes on the two respective R -path trail will be allowed to belong to the same partition unless they are the same.

Basis: $l = 1$

Let $a_i = (ix, ki)$, $x > k = i + 2$, and $b_j = (jk, yj)$, where $y > k > j = i + 1$. Also, we assume that b_j is not an ID node.

If $a_i R c_k$, $b_j R c'_k$, a_i and b_j are disjoint, and they both reach a common partition k , then the SE of the two edges are of the form kx and yk respectively. Therefore, there is a node $c_k = (kx, yk)$ at which a_i and b_j can meet by two disjoint R -paths each of which are disjoint R -edges.

In the event that b_j is an ID node (of the form (jj, jj)), we have $b_j R c_k$ for all $c_k \in g(k)$, and therefore, the disjoint condition for the two R -paths (which are edges) is satisfied for all c_k such that $a_i R c_k$ holds true.

Induction

Let the hypothesis be true for the two R -paths, p_{ac} and p_{bc} of length $l \leq n - 2$. Then we will increment p_{ac} or p_{bc} , or both, by one edge, and show the result to still hold true.

Again, as above, let a_i and b_j be two disjoint nodes that meet c_k by two disjoint R -paths, where $k > j = i + 1$. Let x_t , $i > t \neq j$, be a node such that $x_t R a_i$. Now we have $p_{tc} = x_t p_{ac}$ of length $1 + |p_{ac}|$. By Property 4.26 x_t and b_j are disjoint because $x_t R a_i$ and a_i and b_j are disjoint. Moreover, the Property holds true, for all $y \in p_{bc}$ whenever a_i and y are disjoint. □

Proof. (**Theorem 4.25**)

Let p_a defined by aRc , and p_b defined by bRc respectively, be two associated R -paths. The proof makes use of the Property 4.27 and Corollary 3.3.

Part 1: Two disjoint nodes produce a composition $a.b$ by two disjoint R -paths to a common node.

By the above Property 4.27, the presence of two disjoint R -paths meeting at one common point c means two disjoint R -cycles, C_{ac} and C_{bc} . These two disjoint R -cycles create two permutations, viz., π_{p_a} and π_{p_b} such that $\pi(c)$ can be multiplied independently by π_{p_a} and π_{p_b} . The composition $a \cdot b$ is effectively attaining that, that is, generating a permutation $\pi(c)\pi_{p_a}\pi_{p_b}$.

Part 2: The composition $a.b$ implies disjoint R -paths to a common node

In this composition, i.e., $\psi_b\psi_a$, we should note that we have to find a subset of $\pi(b)$ such that each $\pi \in \{\pi(b)\}$ can be multiplied by ψ_a . Since aRb is not true, we have to search for another subset of $\{\pi(b)\}$ such that Corollary 3.3 can be applied. In order for an R -cycle (the necessary condition for a multiplication) induced by a to be present in $\pi(b)$, an R -path p_a must meet another R -path, p_b , induced by b , at some common node $c_k \in p_b$. Rest of the the proof of disjoint cycles can be obtained by induction on the lengths of p_a and p_b . \square

Thus we see that the *composition* of two disjoint nodes is more involved– it uses two disjoint cycles of arbitrary size and all the nodes covered by the two cycles.

4.3.2. Examples– Composition from Disjoint Nodes. In the following Figure 7 we show an example of a perfect matchings that is constructed from disjoint coset representatives.

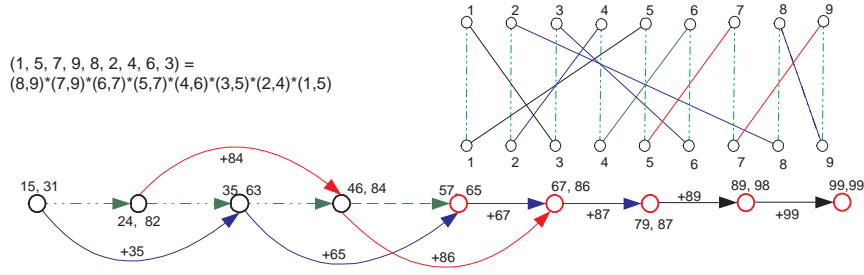


FIGURE 7. Perfect Matching involving Disjoint Multiplications

4.3.3. The Multiplying DAG. The above Theorem 4.25 laid out the foundation for multiplying two disjoint nodes by characterizing the associated trail of R -edges. Based on the the above concepts we can now define an inductive structure called *Multiplying Directed Acyclic Graph* (abbr. *mdag*) that will be used to completely describe the two disjoint R -paths that realize the multiplication of two disjoint nodes in two adjacent partitions.

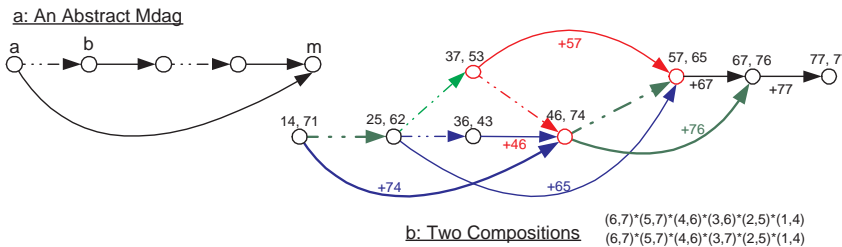


FIGURE 8. Mdag view of Disjoint Multiplication

Figure 6 above showed the simplest kind of such an mdag where there is exactly one path, i.e., an R -edge bRc , between b and c . A more involved multiplication using mdags is shown in Figure 8.

Definition 4.28. A *Multiplying Directed Acyclic Graph*, denoted as $MDG(x_i, x_{i+1}, x_k)$, where $x_i \in g(i)$, $x_{i+1} \in g(i+1)$, $x_k \in g(k)$, $1 \leq i < k-1 \leq n-1$, is a pair of two distinguished edges— an S -edge $x_i x_{i+1}$ defined by $x_i S x_{i+1}$, and a jump edge $x_i x_k$ defined by $x_i R x_k$ such that the nodes x_{i+1} and x_k are either *disjoint* (cf Definition 4.11) or related by R . In the event that $x_{i+1} R x_k$, the two R -edges incident at x_k must be disjoint.

Fact 4.29. Validation of any mdag can be done in $O(1)$ time.

From Property 4.27 and Theorem 4.25 one can see that an mdag, $MDG(a, b, m)$, inductively defines a family of RS -paths for multiplying all the nodes on an RS -path between a and m . Since b and m are either related by R or are disjoint, the construct of an mdag can be iteratively applied to every S -edge on a potential RS -path until all the R -edge trails have been covered.

Thus we have the following Corollary of Theorem 4.25.

Corollary 4.30. Every mdag $MDG(x_i, x_{i+1}, d_k)$, $i+1 < k \leq n$, in $\Gamma(n)$, realizes the composition $x_i x_{i+1}$ for generating a subset of permutations in $G^{(i-1)}$ by a family of RS -paths such that all the three nodes, viz., $x_i \in g(i)$, $x_{i+1} \in g(i+1)$, and $d_k \in g(k)$, are covered.

Proof. Note that each mdag, $MDG(x_i, x_{i+1}, d_k)$, satisfies the necessary condition for multiplying two disjoint nodes x_i and x_{i+1} , and further, d_k is covered by the associated trail of disjoint R -path that constructs the R -cycle necessary in any multiplication. \square

The following Fact is easy to verify.

Fact 4.31. For each S -edge $x_i x_{i+1}$, $1 \leq i < n-1$, there exist $O(n)$ mdags corresponding to $O(n)$ jump edges at x_i .

The above behavior of mdags drives the concept of a valid multiplication path in a generating graph $\Gamma(n)$.

4.4. Valid Multiplication Path.

Informally speaking a path $p = x_i x_{i+1} \cdots x_{j-1} x_j$, $x_r \in g(r)$, $1 \leq i < j \leq n$ of R - and S -edges in $\Gamma(n)$ will be called a *valid multiplication path* if all the nodes on this path allow the multiplication of the corresponding coset representatives (transpositions) in the order implied by that path, i.e., the product $\psi(x_j)\psi(x_{j-1}) \cdots \psi(x_{i+1})\psi(x_i)$ is allowed by $\Gamma(n)$. We have seen that for R -paths it is always true. For an RS -path to be a VMP, additional constraints are required, and which are specified inductively using mdags as follows.

Definition 4.32. Let $p = x_i x_{i+1} \cdots x_{j-1} x_j$ be an RS -path of adjacent R - and S -edges in $\Gamma(n)$ such that such that exactly one node x_r is covered in each partition r between i and j where $x_r \in g(r)$, $1 \leq i \leq r \leq j \leq n$. Then p is a *valid multiplication path* if it satisfies one of the following axioms:

- (1) p is an R -path with no jump edges.
- (2) $p = x_i x_{i+1}$ is an S edge associated with an mdag, $MDG(x_i, x_{i+1}, d_k)$.
- (3) The path $p = x_i p'$ is obtained by incrementing a VMP, $p' = x_{i+1} x_{i+2} \cdots x_j$, using either an R -edge $x_i x_{i+1}$, or by constructing an mdag $MDG(x_i, x_{i+1}, d_k)$ such that the node $d_k \in g(k)$ either falls on p' when $k \leq j$, or $k > j$ and then x_j is disjoint to d_k or $x_j R d_k$.

4.4.1. Complete VMP.

Definition 4.33. A VMP, $p = x_i x_{i+1} \cdots x_{t-1} x_t$ in $\Gamma(n)$, is called a *complete VMP* (abbr. CVMP) iff for every S -edge, (x_j, x_{j+1}) in p , the associated mdag, $MDG(x_j, x_{j+1}, d)$, is covered by p , for some $d \in g(j+r)$, $r > 1$.

We will use the notation $VMP[i, j]$ and $CVMP[i, j]$ to represent any VMP in a class of VMPs or CVMPs between the partitions i and j .

The concept of a *complete* VMP is motivated by the R -cycles that realize the multiplication specified by a VMP. For every S -edge on a VMP, the corresponding multiplication is not completely defined until both the associated R -edge trails, meeting at one common node, are specified. This completeness enables a CVMP to act like an R -path in composing larger VMPs.

Property 4.34. *A VMP, $p = x_i x_{i+1} \cdots x_{t-1} x_j$ in $\Gamma(n)$, is a complete VMP if it satisfies any one of the following conditions:*

- (1) p is an R -path with no jump edges.
- (2) The path $p = x_i p'$ obtained by incrementing a CVMP, $p' = x_{i+1} x_{i+2} \cdots x_j$, using a valid mdag, $MDG(x_i, x_{i+1}, x_t)$, $x_t \in p'$, or by an R -edge $x_i x_{i+1}$.
- (3) $p = p_1 p_2$, where p_1 and p_2 are CVMPs.

Proof. The proof of the above three properties is as follows.

(1) p is an R -path: Obvious.

(2) $p = x_i p'$ is a CVMP:

Clearly, the new path p is a VMP by virtue of the valid mdag, $MDG(x_i, x_{i+1}, x_t)$. And also, this mdag is covered by p .

(3) $p = p_1 p_2$:

Simply note that the concatenation behavior of two or more CVMPs is exactly same as that of the R -edges—except that in CVMPs there may be two R -edges meeting at the starting node of p_2 .

□

Characterization of VMP.

The following Theorem provides an independent characterization of a VMP in terms of the two relations R and S .

Theorem 4.35. *An RS path, $p = x_i x_{i+1} \cdots x_{j-1} x_j$, $x_r \in g(r)$, $1 \leq i < j \leq n$, in $\Gamma(n)$ is a VMP iff for every node pair $(x_r, x_s) \in p$, we have either $x_r R x_s$, or x_r and x_s are disjoint (cf. Defn 4.11), where $i \leq r < s \leq j$.*

Proof. The proof can be obtained by induction on the length l of the associated RS -path, using Property 4.18, Property 4.26, Property 4.27 and Theorem 4.25.

□

4.4.2. Perfect Matching Composition Using a CVMP.

The following Lemma provides an extension of the result in (4.9) of Corollary 4.14. That is, it gives a group theoretic semantics of a CVMP, showing how a CVMP represents a product of coset representatives that would multiply any element of the associated subgroup. Further, it shows how that product is represented by a set of matched edges.

Let $E'(\pi)$ represent a subset of the matched edges in $E(\pi)$.

Lemma 4.36. *Every CVMP $[i, j]$, $p = x_i x_{i+1} \cdots x_{j-1} x_j$ in $\Gamma(n)$, represents a permutation $\pi \in G^{(i-1)}$, and a matching $E'(\pi) \subseteq E(\pi)$ (on the nodes $i, i+1, \dots, j$ in $K_{n,n}$) given by*

$$\pi = \psi_{x_j} \psi_{x_{j-1}} \cdots \psi_{x_{i+1}} \psi_{x_i} \quad (4.20)$$

$$E'(\pi) = \{e \mid e \in x_i \in p\} - \{SE(x_s x_t) \mid x_s, x_t \in p\}, \quad (4.21)$$

where $1 \leq i < j \leq n$, and $x_i \in g(i)$.

Note. It is implicit that whenever $j < n$, $\exists x_k$ such that $x_j R x_k$, where $j < k \leq n$. Therefore, by Theorem 4.9, π would multiply all the permutations $\pi'(x_k) \in M(BG_{k-1})$, to give rise to $\pi'(x_k)\pi \in M(BG_{i-1})$.

Proof. The proof is by induction on the length, $l = |p|$ of the CVMP, p . For notational convenience we can assume each edge pair x_i to be a set of two edges.

Basis

For $l = 1$ the CVMP is an R -edge, $x_i x_{i+1}$, which represents the permutation, $\pi = \psi_{x_{i+1}} \psi_{x_i}$ (Corollary 4.14), and a matching $E'(\pi) = x_i \cup x_{i+1} - \{SE(x_i x_{i+1})\}$. For $l = 2$ the CVMP is either an R -path of length 2, or an mdag, $MDG(x_i, x_{i+1}, x_{i+2})$, which represents $\pi = \psi_{x_{i+2}} \psi_{x_{i+1}} \psi_{x_i}$ (Corollary 4.30). The matched edges can be deduced from the associated R -cycle(s). That is, we have either

$$E'(\pi) = x_1 \cup x_2 \cup x_3 - \{SE(x_1 x_2), SE(x_2 x_3)\},$$

or

$$E'(\pi) = x_1 \cup x_2 \cup x_3 - \{SE(x_1 x_3), SE(x_2 x_3)\}.$$

Induction

Let (4.20) and (4.21) be true for all p , $2 \leq |p| \leq l < n - 1$, that is, we have a CVMP, p , of length $j - i$ that realizes the permutation π and a matching $E'(\pi)$. Let the new CVMP of length $j - i + 1$ be $x_{i-1}p$, $x_{i-1} \in g(i - 1)$, and let $x_t \in p$ be such that $x_{i-1} R x_t$. It will suffice to show that the new CVMP realizes the permutation $\pi \psi_{x_{i-1}} \in G^{(i-2)}$, and the new matching $E'(\pi \psi_{x_{i-1}}) = E'(\pi) \cup x_{i-1} - \{SE(x_{i-1} x_t)\}$.

Note: We assume that x_{i-1} is not an ID node, i.e., $x_{i-1} \neq id_{i-1}$, otherwise the result would be trivially true.

Since the new CVMP p' of length $l + 1$ is derived from Property 4.34(2), there is an mdag, $MDG(x_{i-1}, x_i, x_t)$, or an R -edge $x_{i-1} x_i$, such that $\psi_{x_{i-1}} = (i - 1, k)$, and $k^\pi = t$. Therefore, by Corollary 3.3, the cycle defined by $x_{i-1} R x_t$ realizes the product $\pi \psi_{x_{i-1}} \in G^{(i-2)}$.

The addition of the new node x_{i-1} to p adds the corresponding edge pair x_{i-1} in the bipartite graph to the matched edges. Moreover, the new R -edge $x_{i-1} x_t$ in p' will remove the edge $SE(x_{i-1} x_t)$ from the set $E'(\pi) \cup x_{i-1}$. Therefore,

$$E'(\pi \psi_{x_{i-1}}) = \{e \mid e \in x_i \in p'\} - \{SE(x_j x_k) \mid x_j, x_k \in p'\}.$$

□

The following Theorem follows directly from the above Lemma.

Theorem 4.37. *Every CVMP[1, n], $p = x_1 x_2 \cdots x_{n-1} x_n$ in $\Gamma(n)$, represents a unique permutation $\pi \in S_n$, and a perfect matching $E(\pi)$ in BG given by*

$$\pi = \psi_{x_n} \psi_{x_{n-1}} \cdots \psi_{x_2} \psi_{x_1} \quad (4.22)$$

$$E(\pi) = \{e \mid e \in x_i \in p\} - \{SE(x_j x_k) \mid x_j, x_k \in p\}. \quad (4.23)$$

Corollary 4.38. *Every VMP[i, j], $p = x_i x_{i+1} \cdots x_{j-1} x_j$ in $\Gamma(n)$, represents a permutation $\pi \in G^{(i-1)}$ given by*

$$\pi = \psi_{x_j} \psi_{x_{j-1}} \cdots \psi_{x_{i+1}} \psi_{x_i} \quad (4.24)$$

Condition for a Perfect Matching in any Bipartite Graph.

Lemma 4.39. *Let $p = x_1x_2 \cdots x_{n-1}x_n$ be a CVMP[1, n] in $\Gamma(n)$. Then $ER(p) = \emptyset \iff E(\pi)$ is a perfect matching given by (4.22) and (4.23) in the given bipartite graph BG' .*

Proof. The expression for $ER(p)$ in (4.19) can be re-written as:

$$\begin{aligned} ER(p) &= \left(\bigcup_{x_i \in p} ER(x_i) \right) \cap \left(\{e \mid e \in x_i \in p\} - \{SE(x_jx_k) \mid x_j, x_k \in p\} \right) \\ &= \left(\bigcup_{x_i \in p} ER(x_i) \right) \cap E(\pi) \end{aligned}$$

Therefore, $ER(p) = \emptyset$ iff either

- (1) $\forall x_i \in p, ER(x_i) = \emptyset$, or
- (2) $\forall e \in E(\pi), e \notin \cup ER(x_i)$, and hence $e \in BG'$.

Thus both cases lead to $E(\pi)$ being realized by BG' . □

Incrementing a VMP. The following Lemma essentially says that one can always find an incrementally larger VMP, $VMP(i, j)$, given $VMP[i + 1, j]$, using an additional edge provided by a unique node from $g(i)$.

Lemma 4.40. *For each $\psi = (i, k)$, there exists $x_i = (ik, ti) \in g(i)$ such that any VMP, $p = VMP[i + 1, j]$ in $\Gamma(n)$, $1 \leq i < j \leq n - 2$, can always be incremented to another VMP, $x_ip = VMP[i, j]$.*

Proof. Follows from the following two Lemmas. □

Incrementing a Complete VMP. The following Lemma confirms the realization of permutations in the next subgroup by multiplying with a right coset representative (2.6).

Lemma 4.41. *For each $\psi = (i, k)$, there exists $x_i = (ik, ti) \in g(i)$ such that any CVMP, $p = CVMP[i + 1, n]$ in $\Gamma(n)$, $1 \leq i \leq n - 2$, can always be incremented to another CVMP, $x_ip = CVMP[i, n]$ which realizes the product $\pi\psi$, where $\psi \in U_i$ is any coset representative of $G^{(i)}$ in $G^{(i-1)}$, and $\pi \in G^{(i)}$ is the permutation realized by p .*

Proof. The proof is essentially an application of Corollary 3.3.

From Lemma 4.36, $p = CVMP[i + 1, n]$ represents a permutation $\pi \in G^{(i)}$. For any $\psi \in U_i$ (2.8), the product $\pi\psi$ can be realized iff there exists a pair (k, t) such that $i^\psi = k = t^\pi$. (When $\psi = I$, the result is trivially true.)

Let v_tw_k be any matched edge in the associated bipartite graph BG_i which realizes π . Then clearly we have $k = t^\pi$. Now we can construct a cycle $(v_tw_kv_tw_i)$ in BG_{i-1} such that $i^\psi = k = t^\pi$.

Since $g(i)$ contains all the possible edge-pairs for each $\psi = (i, k) \in U_i$, there exists a unique node $x_i = (ik, ti) \in g(i)$ which will supply the edges needed for the cycle $(v_tw_kv_tw_i)$ in BG_{i-1} such that $\psi_{x_i} = (i, k) = \psi$. Thus x_ip is a new CVMP, $CVMP[i, n]$, which realizes the product $\pi\psi \in G^{(i-1)}$. □

Lemma 4.42. *For every VMP, $p = VMP[i, j]$ in $\Gamma(n)$, there exists a complete CVMP $[i, n]$ which covers p , where $n > j > i \geq 1$.*

Proof. We will show that for every VMP, $p = VMP[i, j]$ in $\Gamma(n)$, one can always find a CVMP $p_c = CVMP[j, n]$ such that $pp_c = CVMP[i, n]$. The proof is by induction on n .

Let the bipartite graph $BG' = K_{n-1, n-1}$ on $2(n-1)$ nodes be labeled from $\{2, 3, \dots, n\}$ so that we can use the generating graph $\Gamma(n)$ for $K_{n, n}$ also for BG' provided we limit the node partitions to 2 through n in $\Gamma(n)$ for all the VMPs and CVMPs in $\Gamma(n-1)$.

Basis: n=3

The only VMP that is not CVMP is the S -edge $((13,31), (22,22))$ in $\Gamma(3)$. The corresponding covering CVMP is $CVMP[1, 3] = (13, 31) \cdot (22, 22) \cdot (33, 33)$.

Induction

By Lemma 4.41, for each $\psi = \psi_{x_i} \in U_i$, p_c can always be incremented to realize $\pi\psi \in G^{(i-1)}$ by adding a node x_i such that $x_i p_c = CVMP[i, n]$. Thus each x_i that increments p_c also increments p to $x_i p = VMP[i, j]$. Therefore, for the given VMP, $x_i p$, we have the covering CVMP, $x_i p_c = CVMP[i, n]$. \square

Validation of the Perfect Matching Generator.

Recall that the expression (2.5) for generating a permutation, $\pi \in S_n$, is given by

$$\pi = \psi_n \psi_{n-1} \cdots \psi_2 \psi_1,$$

where $\psi_i \in U_i$, $1 \leq i \leq n$, and U_i is the set of all the right coset representatives of $G^{(i)}$ in $G^{(i-1)}$.

Theorem 4.37 states that a CVMP of length $n - 1$ represents the same expression.

Clearly, all RS paths in $\Gamma(n)$ do not lead to a valid multiplication path. The next Lemma 4.43 confirms that the set of all unique CVMPs in the generating graph $\Gamma(n)$ is precisely the set of $n!$ perfect matchings in $K_{n,n}$.

Lemma 4.43. *A unique CVMP[1, n] in $\Gamma(n) \iff$ a unique perfect matching in $K_{n,n}$. Thus the generating graph $\Gamma(n)$ for $K_{n,n}$ correctly enumerates all the $n!$ perfect matchings in $K_{n,n}$ by its exactly $n!$ unique CVMPs, $CVMP[1, n]$.*

Proof. Let $CVMP[1, n] = x_1 x_2 \cdots x_{n-1} x_n$, where $x_i \in g(i)$, $1 \leq i \leq n$. Then from the definition of CVMP and Theorem 4.37 we have

$$\begin{aligned} CVMP[1, n] &\iff x_1 \cdot x_2 \cdots x_{n-1} \cdot x_n \text{ is realized by } \Gamma(n) \\ &\iff \psi_{x_n} \psi_{x_{n-1}} \cdots \psi_{x_2} \psi_{x_1} \text{ is realized by } K_{n,n}, \\ &\iff \psi_n \psi_{n-1} \cdots \psi_2 \psi_1 \in S_n, \psi_{x_i} = \psi_i \in U_i \text{ by Lemma 4.1,} \end{aligned}$$

where $\psi_{x_i} = \psi_i \in U_i$, $1 \leq i \leq n$, is the transposition represented by the edge pair x_i in $K_{n,n}$ (Corollary 3.3).

Moreover, since each $x_i \in g(i)$ is unique, the uniqueness of the CVMPs, and hence that of the perfect matchings follows from the uniqueness of $\psi_n \psi_{n-1} \cdots \psi_2 \psi_1 \in S_n$. To prove the total number of CVMPs, $CVMP[1, n]$ in $\Gamma(n)$, we can use induction on n . We can make use of Lemma 4.41 and Corollary 3.3 to show that for each $\pi \in G^{(1)}$, $\psi \in U_1$ (2.8), the product $\pi\psi \in G$ is realized by a unique $CVMP[1, n]$ in $\Gamma(n)$. Details are omitted. \square

In this Section we develop some basic techniques for search and counting algorithms that make use of the framework developed in the previous Section. Clearly, the framework is built around the perfect matching problem, and which is the very first candidate problem. Other problems whose solution spaces are closely related to a symmetric group, can be solved by providing an appropriate NC-reduction. We take up the Hamiltonian Circuit problem as another candidate in the next sub Section.

5.1. Perfect Matching: Search and Counting of CVMPs.

We have seen that Lemma 4.39 reduces the problem of *search* and *counting* of perfect matching in bipartite graphs to finding all the CVMPs, $p = CVMP[1, n]$ in $\Gamma(n)$, that satisfy $ER(p) = \emptyset$. This Lemma provided a qualifying criteria to determine if a $CVMP[1, n]$ realizes a perfect matching in any given bipartite graph. Although the generating graph $\Gamma(n)$ is the same for all the bipartite graphs on $2n$ nodes, the edge requirement of a CVMP [equation (4.19)] depends on the given instance of the bipartite graph. To aid the construction of the VMPs we need to define an associated transitive relation.

5.1.1. VMP and the Transitive Relation.

The existence of a VMP and the fact that it can always be incremented suggest that there is a corresponding transitive relation which a VMP represents. In what follows we define the associated transitive relation and its domain.

Node Connectors.

A node connector is an abstraction over an R -edge and an mdag. It models the composition (i.e, the multiplication) of the two nodes in two adjacent partitions. We will define a node connector as a qualified mdag which captures a subset of all VMPs that cover this mdag.

Let T be a set of nodes from $\{x_{i+2}, x_{i+3}, \dots, x_n | x_r \in g(r), i \leq 1\}$, such that exactly one node is covered from each node partition between $i + 2$ and n . Then we define a *Node Connector*, for connecting an adjacent node-pair (x_i, x_{i+1}) of nodes as follows.

Definition 5.1. A *Node Connector*, denoted as $nconn(x_i, x_{i+1}, T)$, is a structure which defines a family of VMPs that cover the two adjacent nodes x_i and x_{i+1} and a set of nodes T from $\Gamma(n)$. The set T will be referred to as an *mdag qualifier* for the mdag $MDG(x_i, x_{i+1}, d_k)$ where $d_k \in T$.

In a minimal form a connector can be reduced to either an R -edge or an mdag $MDG(x_i, x_{i+1}, d_k)$. An R -edge (x_i, x_{i+1}) is a node connector, $nconn(x_i, x_{i+1}, T)$, where $T = \emptyset$. An mdag $MDG(x_i, x_{i+1}, d_k)$ is a node connector $nconn(x_i, x_{i+1}, \{d_k\})$.

In general the set T will be determined when we join two VMPs.

Note that as per the definition of a VMP any two nodes on a VMP must be disjoint or related by R . The same must hold true for all the nodes of a node connector if it is to be covered by a VMP.

A VMP, p , is said to *cover* a node connector, $nconn(x_i, x_{i+1}, T)$, if p covers x_i, x_{i+1} and all the nodes in T .

Determination of the Mdag Qualifier.

The Mdag Qualifier, T , is built and validated dynamically during the construction of a VMP. It is always associated with one or more VMPs, and it can grow as as the composed VMP grows. The following Corollary of Theorem 4.35 specifies the necessary and sufficient conditions for the two adjacent nconns to be covered by a VMP. It also shows how T is created. See Figure [9] for some examples.

Corollary 5.2. Let $MDG(x_i, x_{i+1}, d_1)$ and $MDG(x_{i+1}, x_{i+2}, d_2)$ be the two adjacent mdags in $\Gamma(n)$. Also, let the corresponding nconns be initialized to $m_i = (x_i, x_{i+1}, T_i)$, and $m_{i+1} = (x_{i+1}, x_{i+2}, T_{i+1})$, where $T_i = \{d_1\}$ and $T_{i+1} = \{d_2\}$. Then m_i and m_j are covered by a VMP, iff the following conditions hold true:

- (1) the two nodes x_i and x_{i+2} are either disjoint or related by R ;
- (2) either $d_1 = d_2$, and then the R -edges $x_i d_1$ and $x_{i+1} d_1$ must be disjoint, or d_1 and d_2 are either disjoint or related by R . T_i is updated to $\{d_1, x_{i+2}\}$. No change to T_{i+1} .
- (3) If $d_1 \neq d_2$ then x_{i+2} and d_2 are added to the set T_i , and d_1 to T_{i+1} . That is, the updated qualifiers are $T_i = \{d_1, d_2, x_{i+2}\}$ and $T_{i+1} = \{d_1, d_2\}$.

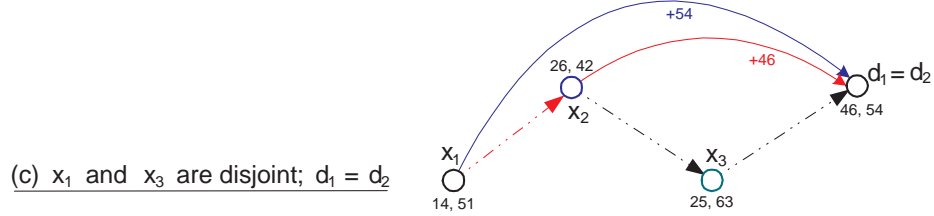
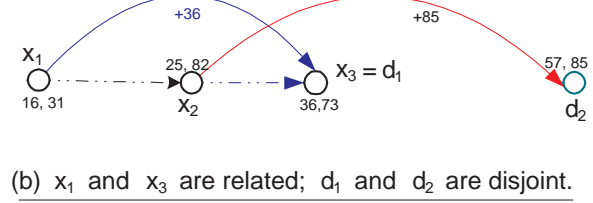
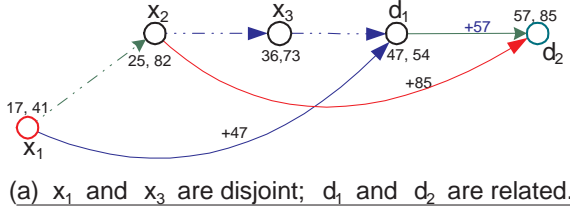


FIGURE 9. Example: Adjacent mdags forming a VMP

Proof. The condition (1) for disjoint and R -related nodes follows from Theorem 4.35. The condition for $d_1 = d_2$ follows from Theorem 4.25. The values of T_i and T_{i+1} are derived from the basic observation of the constraints that the mdags impose on the VMP. \square

From the above Corollary one can see that the cardinality of T grows at the most by 1 with every new edge added to a VMP.

Remark 5.3. For brevity we will often use the expression “multiplication of VMPs” to imply the multiplication of the corresponding permutations represented by the associated coset representatives.

The Transitive Relation over the Set of Node Connectors.

Definition 5.4. Let $m_a = nconn(x_i, x_{i+1}, T_a)$ and $m_b = nconn(x_j, x_{j+1}, T_b)$, $1 \leq i < j \leq n$, be the two node connectors for the two S -sedges, $x_i x_{i+1}$ and $x_j x_{j+1}$ respectively. Then m_a is said to be related to m_b by the relation μ , denoted as $m_a \mu m_b$, if for each VMP, p , which covers m_b , p can be successively incremented so as to cover m_a as well.

Note that these increments are only in the direction of decreasing partition numbers.

Informally speaking, $m_a \mu m_b$ means that m_a can multiply every $p = CVMP[j, n]$ that covers m_b , by a series of increments to p . Thus one can infer that a sequence of $n - 1$ Node Connectors related by the relation μ may be used to build a $CVMP[1, n]$.

Lemma 5.5. Let $m_a = nconn(x_i, x_{i+1}, T_a)$ and $m_b = nconn(x_j, x_{j+1}, T_b)$, $1 \leq i < j \leq n$, be the two node connectors. Then

$$m_a \mu m_b \implies T_a \supseteq T_b \cup \{x_j, x_{j+1}\} \quad (5.1)$$

Proof. The result is easy to prove by induction on the length of the VMP between x_i and x_j , by incrementing any VMP that covers m_b , using an mdag.

Note the restriction that the relation μ imposes on building larger VMPs from a given VMP: only the nodes in m_b , that is, $T_b \cup \{x_j, x_{j+1}\}$, can be used for the multiplication using the jump edges coming from m_a . This is necessary in order that any mdag can multiply all VMPs covering m_b . □

Lemma 5.6. *The relation μ is transitive over the set of Node Connectors in the generating graph $\Gamma(n)$.*

Proof. Since the transitivity of μ over the set of R -edges is obvious, we will consider the edges associated with the n conns to be S -edges only.

Let $m_a = nconn(x_i, x_{i+1}, T_a)$, $m_b = nconn(x_j, x_{j+1}, T_b)$, and $m_c = nconn(x_k, x_{k+1}, T_c)$, where $1 \leq i < j < k \leq n$, be the three node connectors in $\Gamma(n)$. Let $m_b \mu m_c$ and $m_a \mu m_b$. Therefore, by the above Lemma, $T_b \supseteq T_c \cup \{x_k, x_{k+1}\}$, and $T_a \supseteq T_b \cup \{x_j, x_{j+1}\}$. Let $p = VMP(j, k)$ be a VMP which covers m_b and m_c , that is, p is a VMP obtained by multiplying any VMP which covers m_c , by m_b .

The proof is by induction on the length of the increment to p such that m_a is also covered. Consider an increment of p by 1, using an mdag, $MDG(x_{j-1}, x_j, z)$, where $z \in T_a$. Thus we have a VMP $p' = x_{j-1}p$ between $m_a = (x_{j-1}, x_j, T_a)$ and m_c , such that every mdag $MDG(x_{j-1}, x_j, z)$ multiplies all p which cover m_b and m_c . Hence, $m_a \mu m_c$.

Induction

Now since each increment of p will maintain $T_a \supseteq T_c \cup \{x_k, x_{k+1}\}$, it will always cover m_c . Therefore, m_a multiplies every VMP, p , which covers m_c . Hence again, $m_a \mu m_c$. □

5.1.2. Collective Multiplication and Counting.

Permutation group generation and counting in polynomial time is enabled by a composition of the group generators given by the Eqns. (2.4) and (2.5). This composition can be viewed to be an n -ary relation $U_n \times U_{n-1} \times \dots \times U_1$ over the coset representatives. In such a composition, a coset representative $\psi_i \in U_i$ can multiply any other coset representative $\psi_{i-1} \in U_{i-1}$. As we have seen in the previous Section, the permutation multiplication in bipartite graphs is directed by the R -cycles, leading to a much more intricate composition and hence the enumeration is accordingly more complex. However, since we are dealing with a directed acyclic graph, $\Gamma(n)$, the basic techniques of Warshall's algorithm for finding various paths can still be used to develop an enumeration algorithm.

Let $P(a, b)$ and $P(b, c)$ be the two sets of VMPs between the two nconn pairs (a, b) and (b, c) at the node partitions (s, j) and (j, t) respectively. By the transitivity of the relation μ , for each VMP $p \in P(a, b)$ and for each VMP $q \in P(b, c)$, there exists a VMP $pq \in P(a, c)$ which covers b . This also implies that the corresponding permutation π_p is able to multiply each permutation π_q to produce $\pi_q \pi_p$ corresponding to the VMP (CVMP), pq .

Let $P(a, b) \times P(b, c)$ denote the set of all VMPs, pq , obtained by joining the VMPs from the two sets as defined above. Then we can state the following fact from set theory as applicable to the set of VMPs.

Fact 5.7. *Let $P(a, b)$, $P(b, c)$ and $P(a, c)$ be the sets of VMPs as declared above such that $P(a, c) = P(a, b) \times P(b, c)$. Then*

$$|P(a, c)| = |P(a, b)| \times |P(b, c)|. \quad (5.2)$$

The ER of a node x_k in partition k in $P(b, c)$ can be satisfied either by the presence of the required edges in the bipartite graph, or by an R -edge edge incident on x_k , coming from $P(a, b)$, i.e., by a multiplication. Simultaneous multiplication of all $q \in P(b, c)$ by a common element in $P(a, b)$ means satisfying $ER(x_k)$ for all the nodes x_k in the partition k . Therefore, we not only have to validate the μ -transitivity condition, but also appropriately construct $P(a, b)$ and $P(b, c)$ such that the ERs of all the nodes in any partition are simultaneously satisfied in order that each VMP can be correctly counted.

When joining two sets of CVMPs, the behavior is very similar to joining R -paths, and which is essentially joining paths in any ordinary graph. But when we have to join a set of VMPs with another set of VMPs or CVMPs, the scenario becomes more intricate. Figure 10 provides some insight into the multiplication patterns.

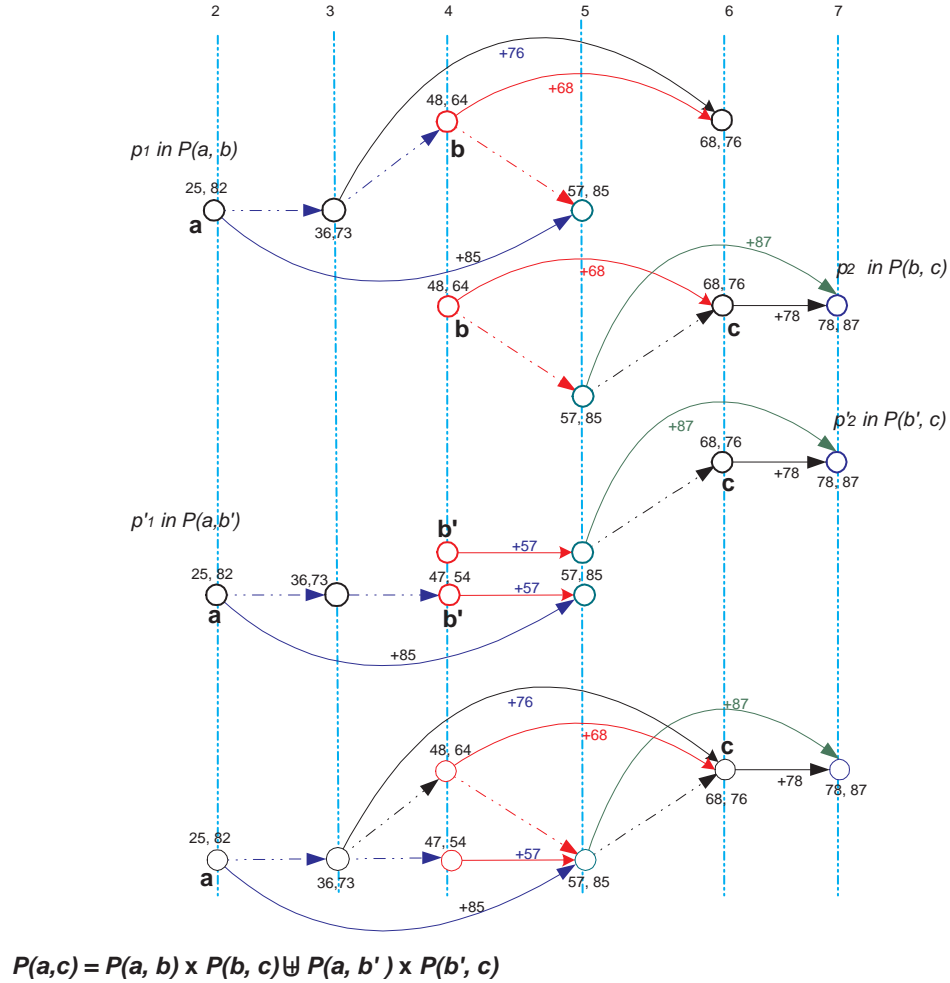


FIGURE 10. Two Basic Operations on the VMP Set

The following Lemmas provide a foundation for constructing all $CVMP[1, n]$ by evaluating $P(a, b) \times P(b, c)$ and $P(a, c) \cup P'(a, c)$. These results are essentially the details for satisfying the transitivity and ER conditions for a collection of VMPs. The data structure for manipulating these set operations on VMP will be provided in a later sub Section.

Lemma 5.8 provides the conditions for evaluating $P(a, b) \times P(b, c)$ over the the set of VMPs in $\Gamma(n)$.

Lemma 5.9 provides an ER criteria for performing the union operation, $P(a, c) \cup P'(a, c)$ over the set of VMPs in $\Gamma(n)$.

Example: In Figure 10 the node (68, 76) must have $ER = \emptyset$ on both the paths in $P(a, c)$, and so do the nodes (47, 54) and (48, 64) in the 4th partition.

Lemma 5.8. *Let $P(a, b)$ and $P(b, c)$ be two sets of VMPs between two common pair of nconns (a, b) and (b, c) , at three distinct node partitions in $\Gamma(n)$ from which a, b and c are taken. Let the composition $P(a, b) \times P(b, c)$ is performed leading to a VMP, $P(a, c)$. Then a necessary and sufficient condition for realizing $P(a, c) = P(a, b) \times P(b, c)$ is that each jump edge coming from $P(a, b)$ must multiply each VMP, $q \in P(b, c)$.*

Proof.

The result is a consequence of the definition of the transitive relation μ and that of a VMP. Clearly, for each $pq \in P(a, c)$ obtained from $P(a, b) \times P(b, c)$, it must cover the nconn b . Therefore, we have

$$\begin{aligned} \forall pq \in P(a, c) &\iff \forall p \in P(a, b) \text{ and } \forall q \in P(b, c), p \text{ multiplies } q. \\ &\iff \text{each } R\text{-edge from each } p \in P(a, b) \text{ must multiply all } q \in P(b, c). \\ &\iff \text{each } R\text{-edge from } P(a, b) \text{ must multiply all } q \in P(b, c). \end{aligned}$$

□

Note: This condition is also a validation that the connecting nconn b in the two sets is indeed the same. This in turn means that the mdag qualifier, T_b , for the mdag associated with b is the same. The jump edges coming from $P(a, b)$ lead to building this qualifier.

Lemma 5.9. *Let x_k , $i \leq k \leq j$, be any node in partition k in $P(b, c)$, covered by some $p \in P(b, c)$. Then in order that Equation (5.2) can be satisfied, $ER(x_k)$ must be the same for all $p \in P(b, c)$.*

Proof. Omitted.

□

5.1.3. The Data Structures.

We present the following data structures for storing the generating graph and manipulating the VMPs within that generating graph.

Representation of the Generating Graph.

We will capture only the nodes of $\Gamma(n)$ in representing a generating graph, GGM . The R - and the S -edges of $\Gamma(n)$ will be computed from the adjacency matrix of the bipartite graph BGX during the initialization of various matrices described next.

$GGM = \text{Array}[1 \dots n] \text{ of } g(i);$

where $g(i)$, $1 \leq i \leq n$, is a subset of $E_M(n)$ given by Eqn. (4.2) representing the i th node partition in $\Gamma(n)$. Thus GGM is fixed for a given n , independent of the given instance of the bipartite graph BGX .

Representation of VMPs.

We present a data structure, $VMPSet(a_i, b_j)$, for representing a set of VMPs between two fixed mdags, induced by the nodes, a_i and b_j , in GGM . The distinguishing feature of this data structure is that it collectively allows all the VMPs in this set to multiplied together.

Let $MDAG_S = MDG(a_i, x_{i+1}, d_j)$ and $MDAG_T = MDG(b_j, z_{j+1}, d_k)$ be the two mdags at the nodes a_i and b_j in the node partitions i and j respectively in the given GGM .

Note: $VMPSet(a_i, b_j)$ is used in a specific context which defines the S - and R -edges of the two mdags, $MDAG_S$ and $MDAG_T$.

```

VMPSet( $a_i, b_j$ ) =
  Struct{
    // Note that some simpler structures such as node, edge and mdag, etc.,
    // are not being explicitly represented here.
    MDAGS mdag;
    // the “source” mdag.
    MDAGT mdag ;
    // the “terminal” mdag.
    MultNodes Array[ $i + 1 \dots (j + 1)$ ] of {se1, se2};
    // The pair (se1, se2) defines whether a partition  $r$  allows a multiplication via any
    // of the potential incident  $R$ -edges having SE as se1 and se2. This pair could be
    // empty implying multiplication is not allowed in this partition.
    SEArray Array[( $j + 2$ )  $\dots n$ ] of {se1, se2};
    // An array representing the hanging jump edges (beyond the partition  $j + 1$ ) as a pair
    // (se1, se2), where se1 and se2 are the surplus edges of two possible jump edges incident
    // at some node in partition  $r$ . See Claim 5.10.
    // Each pair (se1, se2) can have zero to 2 surplus edges.
    ER Set of edge;
    // the Edge Requirements for this VMP Set.
    CountOfVMP integer;
    // The count of all VMPs covering MDAGS and MDAGT
  }

```

One should note that a VMPSet() does not explicitly contain VMPs, but only an encoding of these VMPs. That is, we can not retrieve any VMP from a VMPSet(). However this encoding has enough information to build larger VMPs. Yes it can be augmented to allow a VMP retrieval by providing an array of nodes covered by the paths in VMPSet() in each partition.

Condition for Transitivity. The following Claim follows from Lemma 5.8.

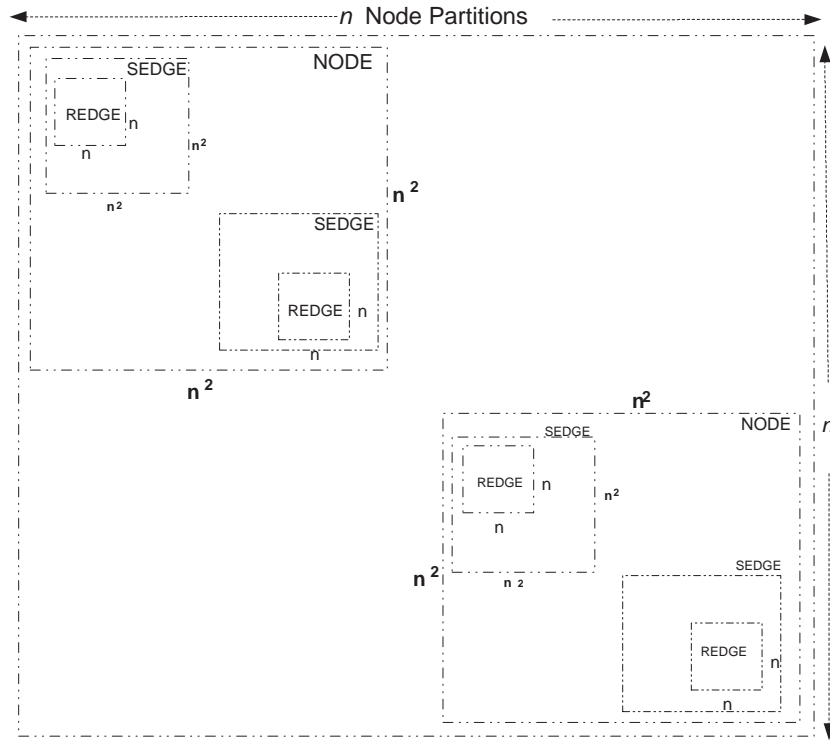
Claim 5.10. *Let $vmpSet1$ and $vmpSet2$ be two instances of the data structure VMPSet() between the node pairs (a_i, b_j) and (b_j, c_k) respectively. Then a necessary condition for joining these two sets of VMPs into a VMPSet(a_i, c_k) is*

$$\forall r \in \{j + 1, j + 2, \dots, k + 1\}, vmpSet1.SEArray[r] \subseteq vmpSet2.MultNodes[r].$$

```

REDGE = [VMPSet( $a_i, a_j$ )]
// It is an  $O(n \times n)$  adjacency matrix of  $VMPset(a_i, b_j)$  corresponding to the mdag pair  $(m_i, m_j)$ ;
SEGE = [REDGE],
// It is an  $O(n^2 \times n^2)$  adjacency matrix of REDGE induced by the S-edge pairs  $(a_i x_{i+1}, b_j z_{j+1})$ ;
// When there is no S-edge at a node,  $O(n)$  R-edges take the place of the S-edges;
NODE = [SEGE],
// It is an  $O(n^2 \times n^2)$  adjacency matrix of SEGE;
// For every  $(i, j) \in \{1, 2, \dots, |E_M|\} \times \{1, 2, \dots, |E_M|\}$ , NODE[i, j] contains a family
// of VMPs,  $VMPset(a_i, a_j)$ , represented by the matrix SEGE, or an empty entry  $\emptyset$ 
// if no such VMP exists;
PTM = [NODE].
// It is an  $n \times n$  “adjacency” matrix of NODE. Each element matrix PTM[i, j]
// refers to the  $O(n^2)$  nodes in the partition pair  $(i, j)$  of  $\Gamma(n)$ .

```

COLLAPSE OF THE POLYNOMIAL HIERARCHY: $\mathbf{NP} = \mathbf{P}$

5.2. The Algorithms.

We will implement essentially a transitive closure of the matrix PTM by iteratively computing $PTM * PTM$, $O(\log n)$ times, and thus providing all the CVMPs, $CVMP[1, n]$ present in the given generating graph. The matrix multiplication ‘ $*$ ’ will not be implemented directly but is embedded in the control structure of Algorithm 3.

Incrementally larger VMPs are found by the transitivity of the relation μ over $nconns$, using the two main operations over the set of VMPs defined by Algorithms 1 and 2. In order that all the VMPs in a $VMPSet$ can be multiplied together, the previous Lemmas 5.8 and 5.9 provided a specification for these two main operations on $VMPSet$ s.

Let m_s , m_x and m_t be three $nconns$ such that two VMPs, $VMPSet(s, x)$ and $VMP(x, t)$ cover the $nconn$ pairs (m_s, m_x) and (m_x, m_t) respectively, satisfying $m_s \mu m_x$, and $m_x \mu m_t$. Then by the transitivity of the relation μ , $m_s \mu m_t$ gives the resulting VMP, $VMPSet(s, t)$. The $VMPSet$ also contains the data structure to capture the ER and hence to satisfy the condition of Lemma 5.8.

Initialization of the matrices.

- (1) Matrix GGM : This matrix is initialized with the constant data from the expression for E_M . That is, $GGM[i] = g(i)$, $1 \leq i \leq n$ (Eqn. (4.2)). The variable data for the given instance of the bipartite graph, BGX is captured during the initialization of the matrix $REDGE$.
- (2) Matrix PTM , $NODE$, and $SEdge$: This effectively involves initialization of all its element matrices.
- (3) Matrix $REDGE$: This step uses the data input from BGX and GGM . Each entry $REDGE[y, z]$ is initialized with a $VMPSet(a_i, b_{i+1})$ for all $i \in \{1, 2, \dots, n-2\}$. Thus each entry $REDGE[y, z]$ represents the adjacent mdags, $MDG(a_i, b_{i+1}, d_y)$ and $MDG(b_{i+1}, c_{i+2}, d_z)$, where the S -edges, $a_i b_{i+1}$ and $b_{i+1} c_{i+2}$ are defined by the associated $SEdge$ “parent” matrix. Clearly, these two mdags must form a VMP. It is easy to verify that for any 2 nodes, a_i and b_{i+1} , and for each $REDGE[y, z]$, the set $VMPSet(a_i, b_{i+1})$ can be computed in $O(1)$ time.

When there are adjacent R -edges (instead of S -edges), the adjacent mdags are clearly reduced to these adjacent R -edges at the entry in $REDGE$ where the R -edges substitute the S -edges.

If there is no $VMPSet(a_i, b_{i+1})$ at this entry, $REDGE[y, z]$ is initialized with \emptyset .

5.2.1. Joining Two VMPs.

The following algorithm describes how to join two given VMPs as suggested by Lemma 5.8.

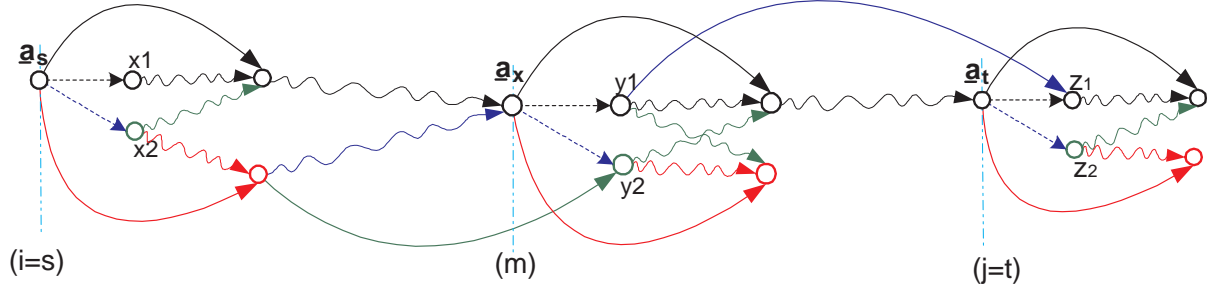


FIGURE 12. Joining and Counting VMPs

Algorithm 1 JoinVMP ($vmpSet1(a_s, a_x), vmpSet2(a_x, a_t)$)

```

1:  $newVMPSet \leftarrow \emptyset$ ;
2: if ( $vmpSet1.MDAG_T \neq vmpSet2.MDAG_S$ ) then
3:   { condition for transitivity failed }
4:   return  $\emptyset$ ;
5: end if
6:  $multOK \leftarrow \text{true}$ ;  $newVMPSet \leftarrow \emptyset$ 
7:  $newVMPSet.MDAG_S \leftarrow vmpSet1.MDAG_S$ ;  $newVMPSet.MDAG_T \leftarrow vmpSet2.MDAG_T$ 
8:  $vmpSE \leftarrow \emptyset$ 
9: for all  $i \in [x + 1 \dots t + 1]$  do {Test a valid multiplication in partition  $i$  of the  $vmpSet2$ }
10:  if ( $vmpSet1.SEArray[i] \subseteq vmpSet2.MultNodes[i]$ ) then {update the components of the  $vmpSets$ }
11:    collect the SE of the hanging jump edge(s) from  $vmpSet1.SEArray[i]$  into  $vmpSE$ ;
12:    update  $vmpSet2.MultNodes[i]$ ;
13:    update  $vmpSet1.SEArray[i]$ ;
14:  else
15:     $multOK \leftarrow \text{false}$ ;
16:    break;
17:  end if
18: end for
19: if ( $multOK = \text{TRUE}$ ) then {Consolidate the updated attributes}
20:  for all  $i \in \{s, s + 1, \dots, t, t + 1\}$  do
21:     $newVMPSet.MultNodes[i] \leftarrow vmpSet1.MultNodes[i] \cap vmpSet2.MultNodes[i]$ 
22:  end for
23:  for all  $j \in \{s, s + 1, \dots, n - 1, n\}$  do
24:     $newVMPSet.SEArray[j] \leftarrow vmpSet1.SEArray[j] \cup vmpSet2.SEArray[j]$ 
25:  end for
26:   $newVMPSet.ER \leftarrow vmpSet1.ER \cup vmpSet2.ER - vmpSE$ ;
27:   $newVMPSet.CountOfVmp \leftarrow vmpSet1.CountOfVmp * vmpSet2.CountOfVmp$ ;
28: end if
29: return  $newVMPSet$ 

```

Sequential and Parallel Time Complexity of $JoinVMP()$.

Sequential Time Complexity: Each of the For loops is executed $O(n)$ times and each of the operations inside the loops can be done in $O(1)$ time. Assuming that the line 26 can be done in $O(n)$ sequential time by making the set ER an ordered set, the time complexity of Algorithm $JoinVMP()$ is $O(n)$.

Parallel Processor-Time Complexity: Each of the steps in each For loop are independent and hence each of the For loops can be assigned to a CRCW PRAM containing as many processors as the number of

iterations, which is $O(n)$. Also, assuming the multiplication can be done in $O(1)$ time, and that the line 26 can be done in $O(1)$ parallel time by making the set ER an ordered set, the parallel processor-time complexity is $O(n)$.

Collecting the VMPs.

The following Algorithm 2 (*AddVMP()*) defines how to collect all the VMPs between two nodes a_i and b_i in $VMPSet(a_i, b_j)$ such that . Each partition of the VMP set satisfies Lemma 5.9. The procedure *AddVMP()* adds the elements in $vmpSet1(a_s, a_t)$ to the given VMPs in $vmpSet2(a_s, a_t)$ such that all the VMPs in this new collection can have their ER satisfied simultaneously whenever they all can be multiplied simultaneously.

Algorithm 2 AddVMP ($vmpSet1(a_s, a_t)$, $vmpSet2(a_s, a_t)$)

```

1:  $newVMP = vmpSet1(a_s, a_t)$ ;  $vmpSet = vmpSet2(a_s, a_t)$ 
2: if ( $vmpSet = \emptyset$ ) then
3:   return  $newVMP$ 
4: end if
5:  $erSatisfied \leftarrow \mathbf{true}$ ;
6: for all  $i \in [s + 1 \dots t + 1]$  do {Validate the ER condition, Lemma 5.9, for all the partitions.}
7:   if ( $vmpSet.MultNodes[i] \neq newVMP.MultNodes[i]$ ) then {ER condition failed}
8:      $erSatisfied \leftarrow \mathbf{false}$ ;
9:     break;
10:  end if
11: end for
12: if ( $erSatisfied = \mathbf{true}$ ) then {ER Condition met: Update various attributes for all partitions}
13:   for all  $i \in [s + 1 \dots t + 1]$  do {Update MultNodes}
14:      $vmpSet.MultNodes[i] \leftarrow vmpSet.MultNodes[i] \cap newVMP.MultNodes[i]$ ;
15:   end for
16:   for all  $i \in [t + 2 \dots n]$  do {Update SEArray}
17:      $vmpSet.SEArray[i] \leftarrow vmpSet.SEArray[i] \cup newVMP.SEArray[i]$ ;
18:   end for
19:    $vmpSet.CountOfVmp \leftarrow vmpSet.CountOfVmp + newVMP.CountOfVmp$ 
20: end if
21: return  $vmpSet$ ;

```

Claim 5.11. *The above Algorithm 2, AddVMP(), maintains the ER of each node in a node-partition in the VMP set, i.e., for each $(k, x_k) \in p$, $ER(x_k)$ and hence $ER(p)$ is the same for all $p \in VMPSet(a_i, b_j)$.*

Proof. Follows from the inductive behavior of Algorithm 2. □

Sequential and Parallel Time Complexity: As explained in the previous paragraphs, the sequential time complexity can be verified to be $O(n)$ and the parallel time complexity on a CRCW PRAM with $O(n)$ processors is $O(1)$.

VMP Length Doubling Algorithm.

Given an initial $VMPSet()$, this algorithm builds a set of larger VMPs between two nodes such that all the VMPs in the set can be collectively multiplied, and hence their ERs can be simultaneously satisfied.

The basic procedure for building a VMP of length l is to join the two VMPs of lengths x and y such that $l = x + y - 1$, whenever the associated nconns satisfy the transitive relation μ . This is realized by iterating over all the nodes in an intermediate node partition, called the *joining partition*, through which each VMP must pass covering exactly one node. In each such attempt of joining two VMPs the Procedures of Algorithms 1 and 2 are called and the corresponding location for $VMPSet()$ in the matrix REDGE is created.

A VMP of length $l = x + y - 1$ can be obtained, clearly, in more than one ways, using $JoinVMP()$, under the constraints of the $MultNodes$ of $vmpSet2$. A joining partition for a $VMPSet(a_s, a_t)$ in the partition pair (s, t) has to be searched for, and exactly one joining partition is used for any given pair of mdags at the node pair (a_s, a_t) .

Note that there are $O(n^3)$ mdags at each of the nodes in GGM . So we are trying to find all the directed paths called VMPs in a directed graph of $O(n^6)$ “nodes” which represent the mdags.

Algorithm 3 *DoubleVmpLength*(PTM, GGM)

Require: (1) PTM containing $VMPSet()$ of lengths in $\{2, 3, \dots, k-1, k \mid k \leq n-1\}$,
and (2) GGM for $\Gamma(n)$.

Ensure: $REDGE$ containing all the $VMPSet()$ of lengths in $\{2, 3, \dots, 2k-1 \mid 2k \leq n\}$.

```

1: find all the  $n$  node partitions,  $PT[i] = GGM[i], 1 \leq i \leq n$ ;
2: for all  $(s, t) \in \{1, 2, \dots, n-2\} \times \{s+1, s+2, \dots, n-1\}$  do
3:    $NODE \leftarrow \emptyset$ ; {initialize  $NODE$  to eventually populate  $PTM[s, t]$ }
4:   if ( $PTM[s, t] = \emptyset$ ) then
5:     for all  $(a_s, a_t) \in PT[s] \times PT[t]$  do
6:       for all  $(MDAG_s, MDAG_t) \in REDGE \in SEDGE \in NODE[s, t]$  do
7:         for all  $m \in \{x \mid s < x \leq t\}$  do {scan over all the partitions and select the first which allows
          JoinVMP()}
8:         if ( $vmpSet(a_s, a_t) = \emptyset$ ) then
9:            $vmpTemp \leftarrow \emptyset$ ;  $vmpAll \leftarrow \emptyset$  {vmpAll is the initial value of  $vmpSet(a_s, a_t)$ };
10:          for all  $a_m \in PT[m]$  do
11:            for all  $MDAG_m$  at  $a_m$  do
12:              find  $vmpSet(a_s, a_m)$  and  $vmpSet(a_m, a_t)$  from the  $NODE$ s at  $PTM[s, m]$  and
               $PTM[m, t]$  respectively. {The exact co-ordinates are determined by the selection of
              the node pairs  $(a_s, a_m)$  and  $(a_m, a_t)$ .}
13:              if ( $vmpSet(a_s, a_m) \neq \emptyset \neq vmpSet(a_m, a_t)$ ) then
14:                 $vmpTemp \leftarrow JoinVMP(vmpSet(a_s, a_m), vmpSet(a_m, a_t))$ ;
15:                 $vmpAll \leftarrow AddVMP(vmpTemp, vmpAll)$ ;
16:              end if
17:            end for
18:          end for
19:          if ( $vmpAll \neq \emptyset$ ) then
20:            copy  $vmpAll$  into the appr. location in  $REDGE$ ;
21:            break { $VMPSet(a_s, a_t)$  is complete.}
22:          end if
23:        end if
24:      end for
25:    end for
26:  end for
27:   $PTM[s, t] \leftarrow NODE$ ;
28: end if
29: end for

```

Counting all the CVMPs

The above algorithm will produce VMPs of lengths up to twice of what were available originally in *REDGE*. Therefore, iteration over $O(\lceil \log(n) \rceil)$ steps can count all the CVMPs, $CVMP[1, n]$.

Algorithm 4 CountAllPerfectMatchings (*BGX*)

```

1: initialize GGM;
2: initialize PTM;
3: repeat
4:   DoubleVmpLength(PTM, GGM)
5: until  $O(\lceil \log(n) \rceil)$  iterations
6: count  $\leftarrow 0$ ; vmpSetNext  $\leftarrow \emptyset$ ;
7: find the 2 node partitions, PT[1] and PT[n - 1] from GGM;
8: for all  $(a_1, a_{n-1}) \in PT[1] \times PT[n - 1]$  do {Traverse through all the REDGE entries}
9:   nextSet  $\leftarrow vmpSet(a_1, a_{n-1})$ 
10:  if (nextSet.ER =  $\emptyset$ ) then
11:    count = count + nextSet.CountOfVMP
12:  end if
13: end for
14: return count

```

5.2.2. Algorithm Correctness and the Resource Bounds.

The correctness of Algorithm 3 follows from the following two Lemmas.

Lemma 5.12. *A set of all the VMPs of lengths in $\{2, 3, \dots, k - 1, k \mid k \leq n - 1\}$ given as *VMPSet*(), as input to Algorithm 3, produces all the additional *VMPSet*() of lengths in $\{k + 1, k + 2, \dots, 2k - 1 \mid 2k \leq n\}$, and thus counts all the associated VMPs.*

Proof. The proof follows from the following Lemma 5.13 and Claim 5.14.

The length set is merely a result of the iteration validated by Lemma 5.13. The correctness of the count follows from the correctness of the *JoinVMP*() and *AddVMP*() operations which in turn are validated by the Lemmas 5.9 and 5.8. Claim 5.14 shows that each path is counted in exactly one partition, i.e., the “joining partition”.

□

Lemma 5.13. *For each $(s, t) \in \{1, 2, \dots, n - 2\} \times \{s + 1, s + 2, \dots, n - 1\}$ and for each $(a_s, a_t) \in PT[s] \times PT[t]$, if $\exists m$ such that *JoinVMP*(*vmpSet*(a_s, a_m), *vmpSet*(a_m, a_t)) in Algorithm 3 creates a *VMPSet*(a_s, a_t) of length $t - s + 1$ for some $a_m \in PT[m]$, then all other possible *VMPSet*(a_s, a_t) of length $t - s + 1$ for all other $a_m \in PT[m]$ are also created.*

Proof. Note that the For loops at lines 2 and 5 of Algorithm 3 iterate over the sets $\{(s, t)\}$ and $\{(a_s, a_t)\}$ respectively. Therefore, all the *VMPSet*(a_s, a_t) over all the partition pairs (s, t) are attempted for the join operation, *JoinVMP*(). The proof is by induction on the length of VMPs that are to be joined.

For all VMPs of length $l = 2$, it is easy to see that the call *JoinVMP*(*vmpSet*(a_s, a_m), *vmpSet*(a_m, a_t)) will create all the *VMPSet*(a_s, a_t) of length 3 for all the partition pairs (s, t) such that $t - s + 1 = 3$. In this case there is exactly one a_m , where $m = s + 1$, for each pair (a_s, a_t) .

Let the result be true for some $l \geq 2$ such that we can construct all *VMPSet*() of length $x + y - 1$ by joining two *VMPSets*, say p_1 of length $x = t_1 - s_1 + 1$ in the partition pair (s_1, t_1) and p_2 of length $y = t_2 - t_1 + 1$, in the partition pair (t_1, t_2) , where, $l \geq x, y \geq 2$.

Now we can increment all these *VMPSets*(), p_1 of length x by 1, by performing a join operation with all those *VMPSets*, p_0 of length 2, in the partition pair $(s_1 - 1, s_1)$ such that the transitivity condition is satisfied. Clearly, the original joining partition (t_1) is still the same for all the incremented *VMPSets*(), $p_0 p_1$ of length $x + 1$, in the partition pair $(s_1 - 1, t_1)$. Therefore, all the resulting *VMPSets*() will have a length of $x + y$.

□

Claim 5.14. *The For loop at line 7 in Algorithm 3 counts each $p \in VMPSet(a_s, a_t)$ exactly once.*

Proof. Follows from the above Lemma 5.13 and the fact that the condition $VMPSet(a_s, a_t) = \emptyset$ is checked before performing the $JoinVMP()$ operation. □

5.2.3. **Sequential Time Complexity: DoubleVmpLength().**

One can easily verify the following:

The For loop at line 2 is iterated $O(n^2)$ times,
the For loop at line 5 is iterated $O(n^4)$ times,
the For loop at line 7 is iterated $O(n)$ times,
the For loop at line 6 is iterated $O(n^6)$ times,
the For loop at line 10 is iterated $O(n^2)$ times, and
the innermost For loop at line 11 iterates over $O(n^3)$ steps each having the time complexity of $O(n)$ resulting from the lines at 12 to 15.

Altogether this gives a total time complexity of $O(n^{19})$. Thus the sequential time complexity of Algorithm 4 is $O(n^{19} \log(n))$

5.2.4. Parallel Resource Bounds: DoubleVmpLength(). One can easily verify the fact that all the steps in Algorithm 3 are independent, and hence this Algorithm is also an NC algorithm if we hierarchically assign one CRCW PRAM to each For loop with as many processors as the iterations of that For loop. There are some minor modifications.

The For loop at line 7 can be assigned assigned a CRCW PRAM (with their own m “children” PRAMs) such that the $VMPSet(a_s, a_t)$ is computed independently. Then we can arbitrarily select the result, $vmpAll$ of any one PRAM child if $vmpAll \neq \emptyset$. Thus the total number of processors needed are exactly same as the sequential time complexity, $O(n^{19})$ and the time is $O(1)$. Thus we have the following result.

Lemma 5.15. *The sequential time complexity and the parallel (NC) processor complexity of counting all perfect matchings in a bipartite graph by Algorithm 4 are $O(n^{19} \log(n))$ and $O(n^{19})$ respectively.*

5.3. Search and Counting of Hamiltonian Circuits is in NC.

We now show how a Hamiltonian Circuit problem is transformed into an instance of a special kind of perfect matching problem, where all the perfect matchings represent permutation cycles of length n .

Let the graph $HC = (V_h, E_h)$ be an instance of the HC problem of size n , where $|V_h| = n$, and each node in V_h is uniquely numbered from $\Omega = \{1, 2, \dots, n\}$. Then it is easy to see that each Hamiltonian Circuit in HC is a unique permutation $\pi \in S_n$ with the property that the length of the permutation cycle is exactly n .

We can construct a bipartite graph $BG = (V \cup W, E)$ on $2n$ nodes from HC by the following NC algorithm. Let the nodes in V and W both be labeled from Ω .

Algorithm 5 $HC2Matching(HC)$

```

1:  $E \leftarrow \emptyset$ ;
2: for all  $v_i v_j \in E_h$  do
3:    $v_i w_j \leftarrow v_i v_j$ ;  $v_j w_i \leftarrow v_i v_j$ ;
4:    $E \leftarrow E \cup \{(v_i w_j, v_j w_i)\}$ 
5: end for
6: return  $BG$ 

```

Thus the edge set E of the derived bipartite graph BG is:

$$E = \bigcup \{(v_i w_j, v_j w_i) \mid v_i v_j \in E_h\}.$$

Clearly the above construction of BG from HC is in NC, using $O(1)$ time and $O(|E_h|)$ processors on a CRCW PRAM. This NC-reduction Algorithm 5 gives rise to the following Lemma.

Lemma 5.16. *The problem of search and counting of Hamiltonian Circuits in a graph HC is NC-reducible to the search and counting of perfect matchings in a bipartite graph BG which realizes precisely the permutations representing the Hamiltonian Circuits in HC .*

Proof. The proof follows from the following two Claims.

Claim 5.17. *A graph HC of size n has a Hamiltonian Circuit, π , iff the bipartite graph BG derived from HC contains the perfect matching $E(\pi)$, where $\pi \in S_n$ is a permutation cycle of length exactly n .*

Proof. By construction the edge pair $(v_i w_j, v_j w_i) \in BG$, $1 \leq i < j \leq n$ at the node position i exists iff there exists an edge $v_i v_j$ in HC . Moreover since π is a permutation cycle of length n , $E(\pi)$ contains one and only one of the edges in $\{v_i w_j, v_j w_i\}$. This is because if a perfect matching $E(\pi)$ contains edges of the form $(v_i w_j, v_j w_i)$ then π is partitioned into two disjoint cycles, one of size 2, and the other one of size less than n . Therefore, there exists an $E(\pi)$ in BG with exactly one edge from the pair $(v_i w_j, v_j w_i)$ if and only if there exists a unique edge $v_i v_j$ in the Hamiltonian Cycle in HC . That is, $E(\pi)$ is a proof of the (Hamiltonian) cycle, $(v_{i_1}, v_{i_2}, \dots, v_{i_n})$ in HC , where $i_r^\pi = i_{r+1}$, for $1 \leq r < n$, and $i_n^\pi = i_1$. \square

Claim 5.18. *A permutation cycle $\pi \in S_n$ is of length less than n iff the corresponding CVMP in $\Gamma(n)$ contains ID nodes in one or more partitions, $1, 2, \dots, n-1$.*

Proof. From Equation (2.5) it easy to deduce that π is of length less than n iff at least two of the transpositions $\psi_j \in U_j$, $1 \leq j \leq n$ are identities (I). For the corresponding CVMP this means that there is an additional ID node in the node partition j , $1 \leq j < n$ (in addition to one in the partition n) in $\Gamma(n)$ (4.22). \square

Since the construction of the bipartite graph BG from HC is in NC, the problem of search and counting of all Hamiltonian Circuits, π , in HC is NC-reduced to the search and counting of the CVMPs, $CVMP[1, n]$, such that no ID node in partitions $1 \dots n-1$ in $\Gamma(n)$ is covered. Clearly, for each partition i , a potential node x_i on a $CVMP[1, n]$ can be verified in $O(1)$ time whether it is an ID node. \square

6. CONCLUSION: THE COLLAPSE OF THE POLYNOMIAL HIERARCHY

We can define the class FP similar to P , that is, \mathbf{FP} is a class of functions that map $\{0, 1\}^*$ to the set of natural numbers, \mathbb{N} , in polynomial time on a deterministic model of computation such as a Turing machine or a RAM. With this definition of the class \mathbf{FP} We can summarize the results of Lemma 5.15 and Lemma 5.16 in the following Theorem.

Theorem 6.1. *The search and counting problems for perfect matching and hamiltonian circuit are in \mathbf{NC} . And hence $\#\mathbf{P} = \mathbf{FP} \supset \mathbf{NP}$ and $\mathbf{NP} = \mathbf{P}$.*

Based on the fact that a $\#P$ -complete problem is at least as hard as any NP -complete, there is a well known result $NP \subseteq P^{\#P}$. And therefore, the above Theorem implies the polynomial hierarchy \mathbf{PH} collapses to \mathbf{P} .

The main Theorem of Toda [Tod89] essentially states that the class $\#\mathbf{P}$ contains PH . Toda's Theorem provides additional power to the polynomial solution of a $\#P$ -complete problem. That is, a polynomial solution to a $\#P$ -complete problem (including counting all the solutions to the SAT problem), can be used to solve any problem in the polynomial hierarchy \mathbf{PH} .

The result of this paper, although a breakthrough, may not be very useful from a practical point of view in the near future considering how large is $O(n^{19})$ for any practical value of $n \approx 100$. A very rough and optimistic calculation will show the computation time of 100^{19} operations turns out to be of the order of few decades (if not 100's of years) on a fastest single-CPU computer available today! However, some of the indirect implications are worth paying attention to.

First one is the characterization of the parallel (NC)search algorithms in terms of its computation power as compared to the corresponding sequential (polynomial time) algorithms. Is counting a necessary condition to any parallel search, within of course, the time-processor bounds of the class \mathbf{NC} ? The answer for the perfect matching problem seems to be a yes. For other problems it is conjectured to hold true, so long as we can find an appropriate NC -reduction from counting to search. In an unpublished work [Asl92] it was claimed by a non-constructive information theoretic proof that it is always true.

The second question that this paper has indirectly addressed is a relationship between the enumeration of the universe, the solution space, and any arbitrary subset of that universe. It is the permutation group (the symmetric group S_n) enumeration that has provided the enumeration of any of its subsets as available in any bipartite graph. It would be interesting to find this relationship for other solution spaces.

REFERENCES

- [Asl92] J. Aslam, *An Information Theoretic Model Of Parallel Search: Counting is NC-reducible to Search (Unpublished work, Computer Science Department, State University of New York, Buffalo, NY 14260)*, 1992.
- [But91] Gregory Butler, *Fundamental Algorithms for Permutation Groups*, Lecture Notes in Computer Science, vol. 559, Springer-Verlag, 1991.
- [DHK93] Elias Dahlhaus, Péter Hajnal, and Marek Karpinski, *On the Parallel Complexity of Hamiltonian Cycle and Matching Problem on Dense Graphs*, J. Algorithms **15** (1993), no. 3, 367–384.
- [Edm65] Jack Edmonds, *Paths, Trees, and Flowers*, Canadian Journal of Mathematics **17** (1965), 449–467.
- [GJ79] M. Garey and D. S. Johnson, *Computers and Intractability: A Guide to the Theory of NP-Completeness*, W. H. Freeman & Co., SanFrancisco, CA, 1979.
- [GK87] D. Grigoriev and M. Karpinski, *The Matching Problem for Bipartite Graphs with Polynomially Bounded Permanents is in NC*, Proceedings 28th Annual Symp. on Foundations of Computer Science, 1987, pp. 166–172.
- [GLV81] N. Pippenger G. Lev and L. Valiant, *Algorithm for Routing in Permutation Networks*, IEEE Trans on Computers **C-30** (1981), 93–100.
- [Hof82] C. M. Hoffmann, *Group-theoretic Algorithms and Graph Isomorphism*, Lecture Notes in Computer Science, vol. 136, ch. II, Springer-Verlag, Berlin, 1982.
- [Kar72] R. M. Karp, *Reducibility Among Combinatorial Problems*, Complexity of Computer Computations (R. E. Miller and J. W. Thatcher, eds.), Plenum Press, 1972, pp. 85–103.
- [KVV85] Dexter Kozen, Umesh V. Vazirani, and Vijay V. Vazirani, *NC Algorithms for Comparability Graphs, Interval Graphs, and Testing for Unique Perfect Matching*, Proceedings of the Fifth Conference on Foundations of Software Technology and Theoretical Computer Science, Springer-Verlag, 1985, pp. 496–503.

- [MV00] Meena Mahajan and Kasturi R. Varadarajan, *A New NC-Algorithm for Finding a Perfect Matching in Bipartite Planar and Small Genus Graphs (Extended Abstract)*, Proceedings of the 32nd annual ACM symposium on Theory of computing, ACM Press, 2000, pp. 351–357.
- [Tod89] S. Toda, *On the Computational Power of \mathbf{PP} and $\oplus \mathbf{P}$* , Proc. 30th IEEE Symp. on Foundations of Computer Science, 1989, pp. 514–519.
- [Val79] L. G. Valiant, *The Complexity of Computing the Permanent*, Theoretical Computer Science **8** (1979), 189–201.