

Decoding Network Codes by Message Passing

Daniel Salmond*, Alex Grant†, Terence Chan† and Ian Grivell*

*C3I Division, Defence Science & Technology Organisation, Adelaide, South Australia

Email: {daniel.salmond, ian.grivell} @dsto.defence.gov.au

†Institute for Telecommunications Research, University of South Australia, Adelaide, South Australia

Email: {alex.grant, terence.chan}@unisa.edu.au

Abstract—In this paper, we show how to construct a factor graph from a network code. This provides a systematic framework for decoding using message passing algorithms. The proposed message passing decoder exploits knowledge of the underlying communications network topology to simplify decoding. For uniquely decodeable linear network codes on networks with error-free links, only the message supports (rather than the message values themselves) are required to be passed. This proposed simplified support message algorithm is an instance of the sum-product algorithm. Our message-passing framework provides a basis for the design of network codes and control of network topology with a view toward quantifiable complexity reduction in the sink terminals.

I. INTRODUCTION

Network coding [1] is a generalization of routing where intermediate nodes forward coded combinations of received packets (rather than simply switching). This approach yields many advantages, which by now are well documented in the literature [2]–[4]. For the single session multicast problem, it is well known that linear network codes are optimal and can achieve the fundamental limit characterized by the min-cut bound [5]. Linear network codes are strongly motivated by practical considerations, namely the implementation of encoders and decoders. Encoders compute linear combinations of received packets, and decoding may be achieved by solving a system of linear equations (since the sink terminals receive a linear transformation of the source data). The standard approach for decoding is Gaussian elimination followed by back-substitution. The resulting decoding complexity is cubic in the size of the linear system, and is essentially independent of the underlying topology.

However, the topology of the underlying communications network has a direct impact on the structure of the linear system that requires solution. This admits the possibility of faster decoding algorithms which exploit such structure. As one example, it is well known that band-diagonal systems may be solved with complexity that scales quadratically in the bandwidth [6]. Similarly, there are many low-complexity iterative solvers for large sparse linear systems [7] (although it should be noted that such iterative methods are usually confined to operating over real or complex fields). This paper is motivated by the possibility of faster decoding algorithms, which exploit knowledge of the network topology.

Let a directed acyclic graph, $G = (\mathcal{N}, \mathcal{L})$ model a communications network with nodes \mathcal{N} and directed links \mathcal{L} . We assume that there are $|\mathcal{K}|$ sources, generating source symbols

$Y_s, s \in \mathcal{K}$ at nodes $a(s) \in \mathcal{N}$. Let Y_l be the (network coded) symbol transmitted along link $l \in \mathcal{L}$.

For any link $l \in \mathcal{L}$, define

$$\text{in}(l) \triangleq \{e \in \mathcal{L} : \text{head}(e) = \text{tail}(l)\} \cup \{s \in \mathcal{K} : a(s) = \text{tail}(l)\}.$$

To simplify notation, we will use the following conventions: (1) for any undirected graph $\text{n}(v)$ is the set of neighboring nodes of v , (2) for any function $g(x)$, we denote its support by $\lambda(g) = \{x : g(x) \neq 0\}$ and (3) for any function $g(x, y)$ and for each y , we denote the set $\lambda(g(x|y)) = \{x : g(x, y) \neq 0\}$.

We are particularly interested in vector linear network codes over a finite field \mathbb{F} , where $y_s, y_l \in \mathbb{F}^n$ for $s \in \mathcal{K}$ and $l \in \mathcal{L}$. Encoding is according to

$$y_l = \sum_{e \in \text{in}(l)} c_{l,e} y_e, \quad l \in \mathcal{L}$$

where the $c_{l,e}$ are the local encoding coefficients and it is assumed that $y_s, s \in \mathcal{K}$ are independent and uniformly distributed over \mathbb{F}^n .

The following example motivates careful exploitation of network structure by the decoding algorithm.

Example 1: Consider the network in Figure 1 with sources y_1, \dots, y_K . The receiver t aims to reconstruct all source symbols. Clearly, decoding can be done by directly solving

$$\begin{bmatrix} y_{L-K+1} \\ y_{L-K+2} \\ \vdots \\ y_L \end{bmatrix} = A \begin{bmatrix} y_1 \\ y_2 \\ \vdots \\ y_K \end{bmatrix}$$

where the $K \times K$ matrix A depends on the choice of local encoding coefficients. Direct solution involves inversion of the $K \times K$ matrix A , which is $O(K^3)$. On the other hand, due to the network topology, it is easy to show that $A = B_{K-1} \cdots B_2 B_1$ where each matrix B_i has at most $K+2$ non-zero entries, located on the diagonals and at the $(i, i+1)$ and $(i+1, i)$ entries. Inversion of the B_i is very simple (essentially having the same complexity as inverting a 2×2 matrix). Therefore, we can solve the system of linear equations by

and $\nu_{\phi \rightarrow X}^k$ be messages being passed by the sum-product algorithm. Then

$$\lambda\left(\mu_{X \rightarrow \phi}^{k+1}\right) = \bigcap_{\psi \in \mathfrak{n}(X) \setminus \phi} \lambda\left(\nu_{\psi \rightarrow X}^k\right), \quad (5)$$

$$\lambda\left(\nu_{\phi \rightarrow X}^{k+1}\right) = \bigcup_{\substack{x^* \in \lambda(\mu_{X^* \rightarrow \phi}^k) \\ \forall x^*: X^* \in \mathfrak{n}(\phi) \setminus X}} \lambda\left(\phi(x|x^* \in \mathfrak{n}(\phi) \setminus X)\right) \quad (6)$$

and

$$\lambda\left(\prod_{\psi \in \mathfrak{n}(X)} \nu_{\psi \rightarrow X}^k(x)\right) = \bigcap_{\psi \in \mathfrak{n}(X)} \lambda\left(\nu_{\psi \rightarrow X}^k(x)\right).$$

Proof: By direct verification. ■

According to Theorem 2, if only the supports of the marginals are required, then one can simplify the sum-product algorithm by passing only the supports of the messages. Furthermore, the message update rules are given by (5) and (6).

Theorem 3 (Convergence of the support passing algorithm): Let g be the global function and assume the support passing algorithm is used. Initialize $\lambda\left(\mu_{X \rightarrow \phi}^1\right) = \lambda\left(\nu_{\phi \rightarrow X}^1\right) = \mathcal{X}$ for all variable node X , where \mathcal{X} is the alphabet of variable X . Then

- 1) $\lambda\left(\mu_{X \rightarrow \phi}^{k+1}\right) \subseteq \lambda\left(\mu_{X \rightarrow \phi}^k\right)$ and $\lambda\left(\nu_{\phi \rightarrow X}^{k+1}\right) \subseteq \lambda\left(\nu_{\phi \rightarrow X}^k\right)$ for all k . Hence, after a finite number of iterations, supports of message will remain unchanged;
- 2) $\lambda\left(\sum_{x^*: x^* \neq x} g(x_1, \dots, x_n)\right)$ is a subset of $\lambda\left(\mu_{X \rightarrow \phi}^k\right)$ and $\lambda\left(\nu_{\phi \rightarrow X}^k\right)$.

Proof: A direct consequence of (5) and (6). ■

Theorem 3 guarantees convergence of the support passing algorithm, even for graphs with cycles. If the factor graph is a tree, the algorithm converges to the support of the marginals. However, if the factor graph contains cycles, it still converges, but to a limit that contains the support of the marginals. Thus the presence of cycles can cause convergence to an undesired solution (although it will “contain” the desired solution).

III. FACTOR GRAPHS FOR NETWORK CODES

Let Y_s be the symbol generated by the source $s \in \mathcal{K}$ and Y_l be the symbol transmitted on link $l \in \mathcal{L}$. For each link l , the node $\text{tail}(l)$ receives symbols generated from the sources or transmitted from its neighboring nodes. Considering stochastic encoding, the symbol transmitted on link $l \in \mathcal{L}$, namely y_l , is randomly selected according to a conditional distribution $C_l(y_l|y_a, a \in \text{in}(l))$. Deterministic codes are obtained via degenerate C_l . Note that this set-up also permits modeling of noisy links (incorporating random errors into the C_l).

The probability distribution of $(Y_s, Y_l, s \in \mathcal{K}, l \in \mathcal{L})$ is

$$\Pr(y_a : a \in \mathcal{L} \cup \mathcal{K}) \propto \prod_{l \in \mathcal{L}} C_l(y_l|y_{\text{in}(l)}). \quad (7)$$

Consider a receiver which observes incoming symbols Y_j

as y_j^* for $j \in \mathcal{J}$. Then it is straightforward to prove that

$$\Pr(y_a : a \in \mathcal{L} \cup \mathcal{K} | y_i^*, i \in \mathcal{J}) \propto \left(\prod_{l \in \mathcal{L}} C_l(y_l|y_{\text{in}(l)}) \right) \left(\prod_{j \in \mathcal{J}} \delta(y_j - y_j^*) \right). \quad (8)$$

With error-free links and a uniquely decodable code (linear or non-linear), it can easily be shown that decoding is equivalent to finding the support of the $\{Y_s, s \in \mathcal{K}\}$ marginal of (8). In more general settings, it may be desired to compute the marginal posterior probabilities of the source variables.

In the following, we will provide a mechanical approach to represent the global function (8) with a factor graph. The method works for any network codes. However, as we shall show in the next example, the obtained factor graph may not be the simplest possible.

Definition 3 (Network Code Factor Graph): Given the network code defined by stochastic local encoding functions C_l , define a factor graph with variable nodes $\mathcal{V} \triangleq \{Y_s : s \in \mathcal{K}, Y_l : l \in \mathcal{L}\}$ and factor nodes $\mathcal{F} \triangleq \{\phi_l : l \in \mathcal{L}\} \cup \{\psi_j : j \in \mathcal{J}\}$. Each factor node ϕ_l is associated with the local function $C_l(y_l|y_{\text{in}(l)})$, and is connected to variable nodes Y_l and Y_i where $i \in \text{in}(l)$. Factor node ψ_j is associated with the local function $\delta(y_j - y_j^*)$, and is connected only to the variable node Y_j .

The topology of the above factor graph depends only on the network topology but not the particular codes being used. As a result, the obtained factor graph may not be in its simplest possible form in general. For example, if some local functions ϕ_l can be further factorized into a simpler form, one may be able to further simplify the factor graph. Furthermore, in the context of network coding, only the variables generated by sources are of interest. In that case, it may be possible to prune the factor graph without affecting the decoding process.

Example 2: Consider the network shown in Figure 2(a). The symbols generated by the source are y_1 and y_2 . The receiver t can observe symbols y_4 and y_5 . The factor graph for this code (with respect to the given receiver) is depicted in Figure 2(b).

Depending on the specific choices of encoding functions, this factor graph may be simplified. Suppose y_3 is a function of y_1 . Then one can simplify the factor graph by removing the link between the factor node ϕ_3 and the variable node Y_2 .

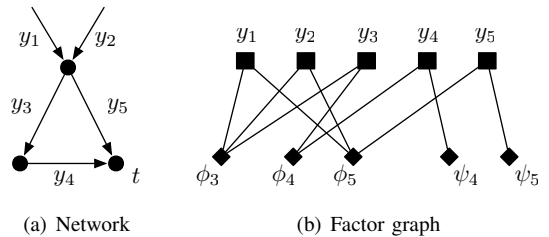


Fig. 2. A relay network

Let us now consider the special, but important case of deterministic linear network codes. All y_s for $s \in \mathcal{K}$ are independent and uniformly distributed over \mathbb{F}^n and for each link $l \in \mathcal{L}$,

$$y_l = \sum_{e \in \text{in}(l)} c_{l,e} y_e$$

where the local encoding kernel coefficients $c_{l,e}$ are fixed and known. Hence,

$$C_l(y_l | y_{\text{in}(l)}) = \begin{cases} 1 & \text{if } y_l = \sum_{e \in \text{in}(l)} c_{l,e} y_e \\ 0 & \text{otherwise} \end{cases} \quad (9)$$

$$= \delta \left(y_l - \sum_{e \in \text{in}(l)} c_{l,e} y_e \right). \quad (10)$$

Theorem 4 (Deterministic linear network codes): Assume that the support passing algorithm is used. Suppose that $Y_i = y_i^*$ is the actual symbol being transmitted or generated. Then

- 1) $\mu_{Y \rightarrow \phi}^k$ and $\nu_{\phi \rightarrow Y}^{k+1}$ are constant over their supports. Therefore, the support passing algorithm and the sum-product algorithm are equivalent in this case;
- 2) $\lambda \left(\mu_{Y \rightarrow \phi}^{k+1} \right)$ is a coset of the form $y^* + W_{Y \rightarrow \phi}^{k+1}$ where $W_{Y \rightarrow \phi}^{k+1}$ is a vector subspace;
- 3) Similarly, $\lambda \left(\nu_{\phi \rightarrow Y}^{k+1} \right)$ is also a coset of the form $y^* + \hat{W}_{Y \rightarrow \phi}^{k+1}$ where $\hat{W}_{Y \rightarrow \phi}^{k+1}$ is also a vector subspace.

Furthermore,

$$W_{Y \rightarrow \phi}^{k+1} = \bigcap_{\psi: \psi \in \text{n}(Y) \setminus \phi} \hat{W}_{\psi \rightarrow Y}^k, \quad (11)$$

and

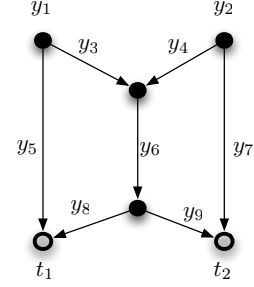
$$\hat{W}_{\phi \rightarrow Y}^{k+1} = \langle W_{Y^* \rightarrow \phi}^k : Y^* \in \text{n}(\phi) \setminus Y \rangle \quad (12)$$

where $\langle W_{Y^* \rightarrow \phi}^k : Y^* \in \text{n}(\phi) \setminus Y \rangle$ is defined as the minimal subspace containing $W_{Y^* \rightarrow \phi}^k$ for all $Y^* \in \text{n}(\phi) \setminus Y$.

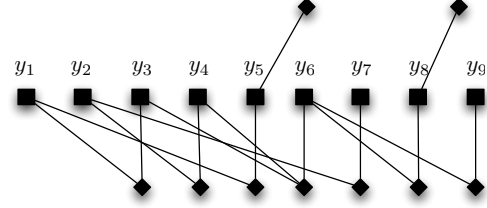
Theorem 4, shows that when deterministic linear codes are used, the support passing algorithm can be implemented by “updating” subspaces according to (11) and (12). In the case that the underlying factor graph is acyclic and the network code is uniquely decodeable (i.e. invertible global linear transform), this subspace update algorithm is guaranteed to converge to the correct solution.

Example 3: Consider a butterfly network in Figure 3(a). The sources are y_1 and y_2 , and the sinks are denoted by open circles. A factor graph for the butterfly network is given in Figure 3(a). Note that, although the butterfly network itself has an undirected cycle, the corresponding factor graph, depicted in Figure 3(b), is cycle-free. Therefore, message passing and support-passing algorithms are exact.

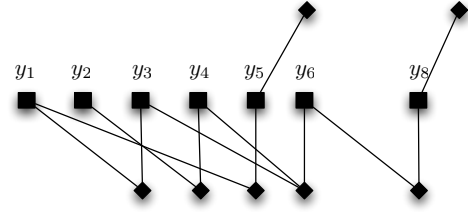
Suppose sink t_1 observes y_5 and y_8 and aims to reconstruct y_1 and y_2 . Then some of the links in the factor graph Figure 3(b) can be removed without affecting decoding at t_1 . This results in the simplified factor graph Figure 3(c).



(a) Butterfly network



(b) Factor graph



(c) Factor graph (after pruning)

Fig. 3. Butterfly network and its factor graphs

IV. DEALING WITH CYCLES

In the previous section, we proposed a simplified sum-product algorithm which passes only the supports of messages. It was proved that the algorithm always converges, and that is equivalent to the sum-product algorithm in the case of deterministic linear network codes. As a result, when the underlying factor graph is a tree, the proposed support-passing algorithm ensures that the support of marginals can be found.

Unfortunately, when the factor graph has cycles, the sum-product algorithm does not always converge. Although support-passing algorithm converges, it may not converge to the supports of the desired marginals.

To avoid cycles, one may transform a factor graph with cycles into one with no cycle. For example, one common transformation technique is clustering [10] as demonstrated in the following example.

Example 4: Consider the network depicted in Figure 4(a), which is a simplified version of the network shown in Figure 1. From the network, we can construct a factor graph in Figure 4(b) according to Definition 3. By clustering function nodes together, we can transform the factor graph into a cycle free one as shown in Figure 4(c). In fact, running the sum-

product algorithm over the cycle free factor graph is essentially equivalent to decoding by (1).

graph to an acyclic one so that the support passing algorithm is exact.

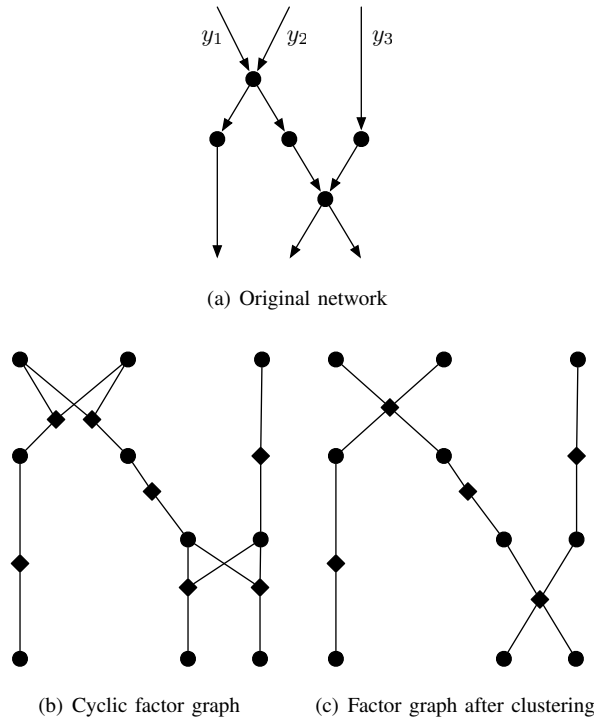


Fig. 4. Factor graph transformation

Recall that every link is associated with a factor node. As a general rule, the first step of clustering is to cluster those factor nodes associated with links originating from the same node.

V. CONCLUSION

Decoding of network codes is traditionally achieved by solving a system of linear equations. Using this approach, the decoding complexity of the network is essentially independent of the underlying topology. This paper shows that if we exploit our knowledge of the topology, a more efficient decoding algorithm may be obtained. In some extreme examples, we showed that the reduction in decoding complexity can be huge. This paper prompts a new direction in network code design: how to choose a network subgraph such that the resulting network code admits an efficient decoding algorithm.

As the first step towards the goal, we propose the use of message passing algorithm as a decoding strategy. For a given network code, we give algorithms to construct a factor graph on which message passing algorithms (such as the sum-product algorithm) are performed. We proved that when network links are noiseless, the support passing algorithm (a simplified version of the sum-product algorithm) suffices. We showed that the support-passing algorithm is exact when the underlying factor graph is acyclic and always converges to a limit which contains the desired solutions, even when the factor graph is cyclic. Finally, we discussed the use of some graph augmentation techniques to transform a cyclic factor

REFERENCES

- [1] R. Ahlswede, N. Cai, S.-Y. R. Li, and R. W. Yeung, "Network information flow," *IEEE Trans. Inform. Theory*, vol. 46, pp. 1204–1216, July 2000.
- [2] R. W. Yeung, S.-Y. Li, N. Cai, and Z. Zhang, *Network Coding Theory*. now Publishers, 2006.
- [3] C. Fragouli and E. Soljanin, *Network Coding Applications*. now Publishers, 2008.
- [4] T. Ho and D. S. Lun, *Network Coding: An Introduction*. Cambridge University Press, 2008.
- [5] S.-Y. R. Li, R. Yeung, and N. Cai, "Linear network coding," *IEEE Trans. Inform. Theory*, vol. 49, pp. 371–381, Feb. 2003.
- [6] G. Golub and C. V. Loan, *Matrix Computations*. The John Hopkins University Press, 3 ed., 1996.
- [7] O. Axelsson, *Iterative Solution Methods*. Cambridge University Press, 1994.
- [8] S. Yang and R. Koetter, "Network coding over a noisy relay: a belief propagation approach," in *IEEE Int. Symp. Inform. Theory*, 2007.
- [9] A. Montanari and R. Urbanke, "Coding for network coding," 2007.
- [10] F. R. Kschischang, B. J. Frey, and H.-A. Loeliger, "Factor graphs and the sum-product algorithm," *IEEE Trans. Inform. Theory*, vol. 47, no. 2, 2001.
- [11] B. J. Frey, *Graphical Models for Machine Learning and Digital Communication*. MIT Press, 1998.
- [12] T. Richardson and R. Urbanke, *Modern Coding Theory*. Cambridge University Press, 2008.
- [13] S. M. Aji and R. J. McEliece, "The generalized distributive law," *IEEE Trans. Inform. Theory*, vol. 46, no. 2, pp. 325–343, 2000.