

Fluctuation of Traffic in Weighted Networks

Yichao Zhang

*Department of Computer Science and Technology, Tongji University,
4800 Cao'an Road, 201804, Shanghai, China*

Zhongzhi Zhang

*School of Computer Science, Fudan University, 200433, Shanghai, China and
Shanghai Key Lab of Intelligent Information Processing, Fudan University, Shanghai 200433, China*

Jihong Guan* and Shuigen Zhou†

(Dated: June 21, 2024)

We derive an analytical law showing that the dependence of fluctuations with the mean traffic in a network is ruled by the delicate interplay of four factors, respectively, of dynamical, topological, heterogeneity and statistical nature. In particular, we demonstrate that the scaling in weighted is lower than unweighted networks. What's more, we show that the feature that the dependence of scale on the degree of the nodes in unweighted networks is destroyed.

PACS numbers: 89.75.Hc, 89.20.Hh, 89.75.Da

I. INTRODUCTION

Recently, in network dynamics, Taylor's law [1] relating to the scaling properties of the fluctuations has become a focus. The main classes of the law are temporal fluctuation scaling and ensemble fluctuation scaling. The main fields concerning ensemble fluctuation scaling up to now are assigned to life sciences [2, 3] and economics [4, 5]. Meanwhile, in the complex networks, great attention are devoted to temporal fluctuation scaling [6, 7]. By now, as far as we know, the coupling between the fluctuations σ and the measured means $\langle f \rangle$ in traffic dynamics on complex networks is still under hot debate. The authors of [6, 7] investigated the validity of this law on some real complex systems and claimed the existence of Taylor's law, with real networks belonging to one of two universality classes, the first one characterized by an exponent value $\alpha = 1/2$, the second one by $\alpha = 1$. Jordi Duch and Alex Arenas [8] questioned the existence of the two universality classes. They numerically showed that there is a wide spectrum of possible values for α [8]. Subsequently, the authors of [9] proposed a model mentioned in Refs. [6], the Random Diffusion (RD) model, to derive α analytically. These pioneering works mentioned above provided the basic conception on the dependence of fluctuations with the mean traffic in a network.

Until now, the models on temporal fluctuation scaling in the context of networks are mainly built on the frame of unweighted (all links are equivalent) networks. How-

ever it is well known that the heterogeneity in the intensity of connections between nodes exists in many realistic systems (e.g., information flow) all the time. The fact that links in complex networks are weighted rather than binary (present or absent) has to be taken into account. Obviously, there is a need for a modeling approach to random diffusion that goes beyond the purely topological point of view.

In many weighted networks, $w_{ij} \sim (k_i k_j)^\theta$ represents the weight of a link between the node i and j . For instance, the world-wide airport network, where the weights reflect the total number of passengers traveling between two airports [10], and the E. coli metabolic network, where the link weights represent the optimal metabolic fluxes [11] and so on. In addition, the link betweenness-centrality representing the number of shortest paths along a link follows $w_{ij} \sim (k_i k_j)^{0.5}$ in BA networks [12], where the betweenness of this link is defined as the link weight w_{ij} [13]. In the equation, θ is a parameter representing the correlation between two ends' degree and the weight of a link. For avoiding detour and cutting high transporting costs, the traffic running on the top of networks from the node i to j has the preferential transition probability $\Pi_{i \rightarrow j} = \frac{w_{ji}}{s_i} = \frac{w_{ji}}{\sum_{j \in \Gamma(i)} w_{ji}}$ where the sum runs over the set $\Gamma(i)$ of neighbors of i , while the previous results on fluctuation scaling focus on the case of $\theta = 0$ (random diffusion). In this paper, we study a general random walk in weighted networks with a particular attention to scale-free weighted networks (SFWNs).

The motivation of studying arises from the quest to understand how the weight of link influences the particle dynamics. Base on general random diffusion model, we propose a model of traffic in weighted networks. The model gives out a simple analytical law that relates the fluctuations σ_i at a node i to the average traffic flow f_i and demonstrates that the scaling in weighted networks is lower than unweighted ones. What's more, the feature

*Electronic address: jhguan@mail.tongji.edu.cn; also at Department of Computer Science and Technology, Tongji University, 4800 Cao'an Road, 201804, Shanghai, China

†also at School of Computer Science, Fudan University, 200433, Shanghai, China; also at Shanghai Key Lab of Intelligent Information Processing, Fudan University, Shanghai 200433, China

that the dependence of scale on the degree of the nodes in unweighted networks is discussed in the weighted ones as well.

The paper is organized as follows. In Sec. II, we briefly introduce the model of a general random walk on weighted networks. Subsequently, in Sec. III, we give out a simple analytical solution with the traffic model and make numerical simulations to confirm the predictions. Finally, the summary are given in Sec. IV.

II. GENERAL RANDOM WALK ON WEIGHTED NETWORKS

The random walk is a fundamental dynamic process on complex networks [14] and recently used in the SFWNs [15]. In the weighted network, each link between node i and j is associated with a weight w_{ij} . Here we will consider only undirected graphs, in which the weights are symmetric ($w_{ij} = w_{ji}$). The weight may represent the intimacy between individuals in social networks, or the bandwidths of routers and optical cables in the Internet. A natural generalization of connectivity in the case of weighted networks is the vertex strength described as $s_i = \sum_{j \in \Gamma(i)} w_{ij}$, where the sum runs over the set $\Gamma(i)$ of neighbors around node i . Obviously, we have $s_m = \sum_{q=1}^{k_m} (k_m k_q)^\theta$, where the suffix m stands for a node on the walking path between i and j , the suffix q stands for a neighbor of the node m .

Borrowing the definition of the average degree of the nearest neighbors of a node with degree k , i.e., $\overline{k_{nn}(k_m)} = \sum_{k_q=k_{min}}^{k_{max}} k_q P(k_q | k_m)$. As the BA model is nonassortative mixing, its conditional probability satisfies $P(k_q | k_m) = k_q P(k_q) / \langle k \rangle$ [16], and one has average $\overline{k_{nn}^\theta(k_m)} = \langle k^{\theta+1} \rangle / \langle k \rangle$. It is easy to see that $\overline{k_{nn}^\theta}$ does not depend on the degree k . Hence, one has $\sum_{q=1}^{k_m} k_q^\theta = k_m \overline{k_{nn}^\theta(k_m)}$ and the strength of node m can be written as $s_m = k_m \frac{\langle k^{\theta+1} \rangle}{\langle k \rangle}$. In weighted networks, a walker at node i and time t selects a neighbor j of i as its destination with probability w_{ij}/s_i at time $t+1$. Suppose the walker starts at node i at time $t=0$, then the master equation for the probability P_{ij} to find the walker at node j at time t is $P_{ij}(t+1) = \sum_m a_{mj} \cdot \Pi_{m \rightarrow j} \cdot P_{im}(t)$, where $\Pi_{m \rightarrow j}$ is defined as $\Pi_{m \rightarrow j} = \frac{w_{mj}}{s_m} = \frac{k_j^\theta \langle k \rangle}{k_m \langle k^{\theta+1} \rangle}$. An explicit expression for the transition probability $P_{ij}(t)$ to go from node i to node j in t steps follows iterating Eq.(1)

$$P_{ij}(t) = \sum_{m_1, \dots, m_{t-1}} \frac{a_{im_1} w_{im_1}}{s_i} \times \frac{a_{m_1 m_2} w_{m_1 m_2}}{s_{m_1}} \times \dots \times \frac{a_{m_{t-1} j} w_{m_{t-1} j}}{s_{m_{t-1}}}. \quad (1)$$

In other words, $P_{ij}(t) = \sum_{m_1, \dots, m_{t-1}} P_{im_1} P_{m_1 m_2} \dots P_{m_{t-1} j}$. Comparing the expressions for P_{ij} and P_{ji} one sees immediately that $s_i P_{ij}(t) = s_j P_{ji}(t)$. Apparently,

this is a direct consequence of the undirectedness of the network. For the stationary solution, one obtains $P_i^\infty = \frac{s_i}{Z}$ with $Z = \sum_i s_i$. Note that the stationary distribution is, up to normalization, equal to the strength of the node i , that is, the more weight a node has in the network, the more often it will be visited by a general random walker.

III. THE FLUCTUATION OF TRAFFIC IN WEIGHTED NETWORKS

Base on general random walk model, we propose a general random diffusion (GRD) model to represent packets of information as r general random walkers traveling in a network made up of N nodes. Under the assumption that the packets are not interacting, in the stationary regime, the expected number of walkers of node i can be calculated by this formula,

$$\Phi_i(r) = \frac{s_i}{\sum_{i=1}^N s_i} r. \quad (2)$$

Let us assume that the total observation time T is divided into time intervals of equal length. Each interval is made of M time units. A interval represents the longest time for measurements of the flux in a node and its fluctuations. The additive quantity, for instance, population, traffic et al., is denoted by f_i , where i indicates the node of measurement. This is defined as a sum of random variables,

$$f_i = \sum_{m=1}^M \Delta_i(m), \quad (3)$$

where $\Delta_i(m)$ is a variable which is 1 if node i has a visitor or a walker in step m such as the arrival of a car to a crossroad, and 0 otherwise. The expectation or average (Chebyshev law of large numbers) of packets f_i processed by node i in a time interval is measured, together with its standard deviation σ_i . Here our main purpose is to investigate the dependence of σ_i on f_i .

In the GRD model, we can consider two possible situations: (1) over the whole period of time T , r is a constant valued at R , where R stands for the total number of packets in the time interval; (2) r is equally distributed in the range $[R - \delta, R + \delta]$. In this paper, we discuss the latter situation with the assumption that the probability $F(r)$ of having r walkers on the network in a interval of length M is, i.e.,

$$F(r) = \frac{1}{2\delta + 1}, \quad (4)$$

with $1 \leq \delta \leq R$. To find an expression for the average number of packets $\langle f_i \rangle$ flowing through a given node i , we calculated the probability $P_i(n)$ that, after M time steps, n packets have visited node i .

In the case $r = R$, due to the fact that the packets are not interacting, the arrival of walkers at a node is

a Poisson process. Therefore, after a period of M time units, the mean number of packets (the average flux) at a node i is $\langle f_i \rangle = \Phi_i(r)M$, and the probability of having n packets reads

$$P_i(n) = e^{-\Phi_i(r)M} \frac{[\Phi_i(r)M]^n}{n!}, \quad (5)$$

In the more general case in which the number r is distributed as in Eqs. (6), the probability is

$$\psi_i(n) = \sum_{j=0}^{2\delta} \frac{e^{-(s_i/\sum_{i=1}^N s_i)(R-\delta+j)M}}{2\delta+1} \times \frac{[(s_i/\sum_{i=1}^N s_i)(R-\delta+j)M]^n}{n!}. \quad (6)$$

Calculating first and second moments of $\psi_i(n)$, one obtains

$$\langle f_i \rangle = \sum_{n=0}^{\infty} n P_i(n) = \frac{k_i^{\theta+1}}{N \langle k^{\theta+1} \rangle} R M, \quad (7)$$

$$\langle f_i^2 \rangle = \sum_{n=0}^{\infty} n^2 P_i(n) = \langle f_i \rangle^2 (1 + \frac{\delta^2 + \delta}{3R^2}) + \langle f_i \rangle. \quad (8)$$

Finally, the standard deviation can be expressed as a function of $\langle f_i \rangle$ as

$$\sigma_i^2 = \langle f_i \rangle (1 + \langle f_i \rangle \frac{\delta^2 + \delta}{3R^2}). \quad (9)$$

The total fluctuations for node i are given by $\sigma_i^2 = (\sigma_i^{int})^2 + (\sigma_i^{ext})^2$. As the driving forces can be ascribed to two different reasons on each node, we can write fluctuation caused by the internal randomness of the walker arrival and diffusion process $\sigma_i^{int} = \sqrt{\langle f_i \rangle}$, and $\sigma_i^{ext} = \langle f_i \rangle \sqrt{\frac{\delta^2 + \delta}{3R^2}}$ caused by changes in the external environment. In fact, if the four quantities δ , M , θ and R are such that

$$\frac{\delta^2 + \delta}{3R} \cdot \frac{k_i^{\theta+1}}{N \langle k^{\theta+1} \rangle} M \ll 1, \quad (10)$$

expression (11) reduces to a power-law scaling $\sigma \sim \langle f \rangle^{1/2}$. On the contrary, whenever the ratio $\frac{\delta^2 + \delta}{3R} \cdot \frac{k_i^{\theta+1}}{N \langle k^{\theta+1} \rangle} M$ is not negligible anymore, the exponent α of $\sigma \sim \langle f \rangle^\alpha$ deviates from $1/2$ and approaches 1.

In complex systems, it may well be the case in which, effects of the noise δ are amplified by a longer time interval M . In Eqs. (9) the variance injected by increment δ (positive or negative) of walking particles emerges after a long period of evolution. This behavior was already explored in unweighted walking by means of numerical simulations [9]. However, the GRD model puts such a kind of diffusion on realistic backgrounds, and also keeps the role played by the other three parameters M , δ and

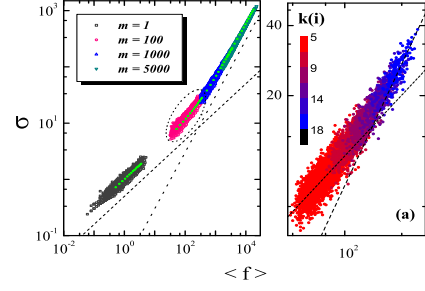


FIG. 1: Flow fluctuation σ as a function of $\langle f \rangle$ for the GRD model with $\delta = 10^3$, $R = 10^4$, and $\theta = 0.5$. The partition marked by dashed circle are shown in the right inset, where points are colored by different values of k_i (5...18) when $m = 100$. In all figures, green stars correspond to the solution of Eqs. (9) are presented with the degree from 5 to 18. The results are obtained on the top of a BA network made up of $N = 5000$ nodes and $K = 24985$ links. Dashed lines are guides to the eyes and correspond to $\sigma \sim \langle f \rangle^\alpha$, with $\alpha = 1/2$ and $\alpha = 1$. See the text for further details.

k_i on the observed scaling. Moreover, the fact that the ratio in Eqs. (10) depends on θ with general random walk in weighted networks, has gone uninvestigated.

In Fig. 1, we plot the dependence of σ on $\langle f \rangle$ in the GRD model for several values of the parameters M . We report the results obtained on top of BA networks with $N = 5 \times 10^3$ nodes and power-law degree distributions $P_k \sim k^{-\gamma}$, with an exponent $\gamma = 3$. This figure corresponds to the case in which δ , R and θ are fixed and the length of the time intervals used to measure. The flow of packets through different nodes is varied. For each value of M , we have focused on the results obtained for nodes with different degree, ranging from $k_i = 5$ to $k_i = 18$. For different time intervals, it shows $\sigma \sim \langle f \rangle^{1/2}$ only for small values of M , while the scaling exponent approaches 1 as M increased. An example of the effects of node degrees is shown in Fig. 1. In the inset, for $M = 10^2$ the fluctuations at lowly connected nodes ($k_i = 5$) are characterized by an exponent $\alpha = 1/2$, whereas for highly connected nodes ($k_i = 18$), the exponent turns out to be $\alpha = 1$ when $\theta = 0.5$.

Interestingly, larger weight exponent θ broadens the range of f_i for every possible choice of the parameters δ , R , and M along the whole set of k_i values on the one hand. On the other hand, the scale of the weighted network decreases for the increment of θ . This result is specially discussed in the Fig. 2. As shown in the figure, the value of σ is getting to be lower for the injection of heterogeneity with larger θ ranging from 0 to 2 in the panel (a). In this panel, dashed lines are the power law fitting of the plots with different degree, ranging from $k_i = 5$ to $k_i = 18$. In particular, the comparison among unweighted networks ($\theta = 0$) and weighted ones ($\theta > 0$) can be observed in this panel as well. In the panel (b), the solution of Eqs. (9) are presented with the degree

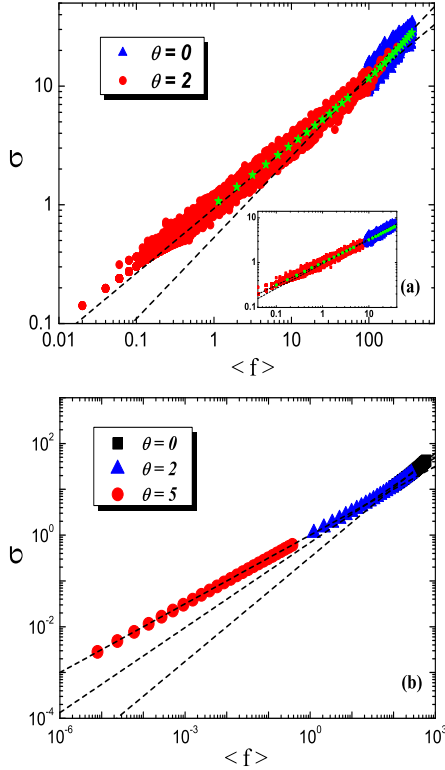


FIG. 2: Flow fluctuation σ as a function of $\langle f \rangle$ for a set of θ when $M = 100$, and $M = 10$ in the inset, δ and R are fixed as Fig. 1.

from 5 to 30. As shown in the figure, the value of σ declines about 0.25 for θ ranging from 0 to 5, and dashed lines are the power law fitting of the plots. Comparing the inset one can find that with large M , the deviation on scale is acute for different θ , which is an interesting phenomenon. In fact, this deviation is caused by the walk time. The longer the time interval is, the more fiercely the link heterogeneity works. After a long walk, the change of scale turn to be more obvious than short walk.

Is that all the influences? The dependence of scale on the degree of the nodes in the inset of Fig. 1, highlighted by the authors in [9], appears to be kept when $\theta > 0$ in weighted networks. However, when θ increases, it is getting hazy. In addition, the diversity of scale becomes more obvious with all the other parameters unchanged. These novel features which have gone uninvestigated in previous works are interesting. Note that, the hetero-

geneity brought by the weight has larger hubs frequently visited, consequently, the traffic is mainly dispersed in these highly connected nodes. As a result, the flux on smaller hubs descends in general, and the scale of some highly connected nodes drops while the scale of some low ones climbs up. These results are shown in the Fig. 3.

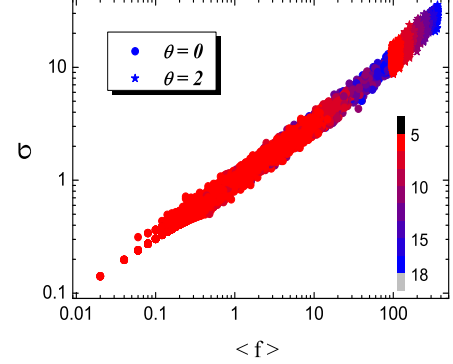


FIG. 3: Flow fluctuation σ as a function of $\langle f \rangle$ for $\theta = 0$ and $\theta = 2$, in which points are colored by different values of k_i (5...18). The values of R , M and δ are identical to Fig. 2.

IV. SUMMARY

In summary, we investigate the properties of a general random walk model on weighted networks with symmetric weight given as $w_{ij} = (k_i k_j)^\theta$. Base on this dynamics process, we study the general random diffusion model (GRD) and its traffic in the weighted networks. In particular, the model gives out a simple analytical law that relates the fluctuations at a node i , σ_i to the average traffic flow f_i , also demonstrates that the scaling in weighted networks ($\theta > 0$) is lower than unweighted ones with all the other parameters unchanged. What's more, the feature that the dependence of scale on the degree of nodes in unweighted networks is destroyed by the link heterogeneity.

Acknowledgments

We benefited from useful discussions with Xiangwei Chu, Xiaoming liang and Ming Tang. This research was supported by the National Natural Science Foundation of China under Grant Nos. 60573183 and 90612007, and the Program for New Century Excellent Talents in University of China (NCET-06-0376).

-
- [1] L.R. Taylor, Nature **189**, 73 (1961).
 - [2] R.B.R. Azevedo and A.M. Leroi, Proc. Natl. Acad. Sci. U.S.A. **98** (2001), pp. 5699.

- [3] W.S. Kendal, J. Theor. Biol. **217** (2002), pp. 203.
- [4] Y. Lee et al., Phys. Rev. Lett. **81** (1998), pp. 3275.
- [5] L.A.N. Amaral et al., Phys. Rev. Lett. **80** (1998), pp.

- 1385.
- [6] M. Argollo de Menezes and A.-L. Barabási, Phys. Rev. Lett. **92**, 028701 (2004).
 - [7] M. Argollo de Menezes and A.-L. Barabási, Phys. Rev. Lett. **93**, 068701 (2004).
 - [8] J. Duch and A. Arenas, Phys. Rev. Lett. **96**, 218702 (2006).
 - [9] S. Meloni, J. Góez-Gardeñs, V. Latora and Y. Moreno, Phys. Rev. Lett. **100**, 208701 (2008).
 - [10] A. Barrat, M. Barthélemy, R. Pastor-Satorras, and A. Vespignani, Proc. Natl. Acad. Sci. U.S.A. **101**, 11, 3747-3752 (2004).
 - [11] E. Almaas, B. Kovács, Z.N. Oltval and A.L. Barabási, Nature **427**, 839 (2004).
 - [12] A.-L. Barabási and R. Albert, SCIENCE **286**, 509 (1999).
 - [13] P.J. Macdonald, E. Almaas and A.L. Barabási, Europhys. Lett., **72**, No. 2, pp. 308 (2005).
 - [14] J.D. Noh, H. Rieger, Phys. Rev. Lett. **92**, 118701 (2004).
 - [15] S. Kwon, S. Yoon, and Y. Kim, Phys. Rev. E. **77**, 066105 (2008).
 - [16] M.E.J. Newman, Phys. Rev. Lett., **89**, 208701, (2002).

Fluctuation of Traffic in Weighted Networks

Yichao Zhang

*Department of Computer Science and Technology, Tongji University,
4800 Cao'an Road, 201804, Shanghai, China*

Zhongzhi Zhang

*School of Computer Science, Fudan University, 200433, Shanghai, China and
Shanghai Key Lab of Intelligent Information Processing, Fudan University, Shanghai 200433, China*

Jihong Guan* and Shuigen Zhou†

(Dated: June 21, 2024)

We derive an analytical law showing that the dependence of fluctuations with the mean traffic in a network is ruled by the delicate interplay of four factors, respectively, of dynamical, topological, heterogeneity and statistical nature. In particular, we demonstrate that the scaling in weighted is lower than unweighted networks. What's more, we show that the feature that the dependence of scale on the degree of the nodes in unweighted networks is destroyed.

PACS numbers: 89.75.Hc, 89.20.Hh, 89.75.Da

I. INTRODUCTION

Recently, in network dynamics, Taylor's law [1] relating to the scaling properties of the fluctuations has become a focus. The main classes of the law are temporal fluctuation scaling and ensemble fluctuation scaling. The main fields concerning ensemble fluctuation scaling up to now are assigned to life sciences [2, 3] and economics [4, 5]. Meanwhile, in the complex networks, great attention are devoted to temporal fluctuation scaling [6, 7]. By now, as far as we know, the coupling between the fluctuations σ and the measured means $\langle f \rangle$ in traffic dynamics on complex networks is still under hot debate. The authors of [6, 7] investigated the validity of this law on some real complex systems and claimed the existence of Taylor's law, with real networks belonging to one of two universality classes, the first one characterized by an exponent value $\alpha = 1/2$, the second one by $\alpha = 1$. Jordi Duch and Alex Arenas [8] questioned the existence of the two universality classes. They numerically showed that there is a wide spectrum of possible values for α [8]. Subsequently, the authors of [9] proposed a model mentioned in Refs. [6], the Random Diffusion (RD) model, to derive α analytically. These pioneering works mentioned above provided the basic conception on the dependence of fluctuations with the mean traffic in a network.

Until now, the models on temporal fluctuation scaling in the context of networks are mainly built on the frame of unweighted (all links are equivalent) networks. How-

ever it is well known that the heterogeneity in the intensity of connections between nodes exists in many realistic systems (e.g., information flow) all the time. The fact that links in complex networks are weighted rather than binary (present or absent) has to be taken into account. Obviously, there is a need for a modeling approach to random diffusion that goes beyond the purely topological point of view.

In many weighted networks, $w_{ij} \sim (k_i k_j)^\theta$ represents the weight of a link between the node i and j . For instance, the world-wide airport network, where the weights reflect the total number of passengers traveling between two airports [10], and the E. coli metabolic network, where the link weights represent the optimal metabolic fluxes [11] and so on. In addition, the link betweenness-centrality representing the number of shortest paths along a link follows $w_{ij} \sim (k_i k_j)^{0.5}$ in BA networks [12], where the betweenness of this link is defined as the link weight w_{ij} [13]. In the equation, θ is a parameter representing the correlation between two ends' degree and the weight of a link. For avoiding detour and cutting high transporting costs, the traffic running on the top of networks from the node i to j has the preferential transition probability $\Pi_{i \rightarrow j} = \frac{w_{ji}}{s_i} = \frac{w_{ji}}{\sum_{j \in \Gamma(i)} w_{ji}}$ where the sum runs over the set $\Gamma(i)$ of neighbors of i , while the previous results on fluctuation scaling focus on the case of $\theta = 0$ (random diffusion). In this paper, we study a general random walk in weighted networks with a particular attention to scale-free weighted networks (SFWNs).

The motivation of studying arises from the quest to understand how the weight of link influences the particle dynamics. Base on general random diffusion model, we propose a model of traffic in weighted networks. The model gives out a simple analytical law that relates the fluctuations σ_i at a node i to the average traffic flow f_i and demonstrates that the scaling in weighted networks is lower than unweighted ones. What's more, the feature

*Electronic address: jhguan@mail.tongji.edu.cn; also at Department of Computer Science and Technology, Tongji University, 4800 Cao'an Road, 201804, Shanghai, China

†also at School of Computer Science, Fudan University, 200433, Shanghai, China; also at Shanghai Key Lab of Intelligent Information Processing, Fudan University, Shanghai 200433, China

that the dependence of scale on the degree of the nodes in unweighted networks is discussed in the weighted ones as well.

The paper is organized as follows. In Sec. II, we briefly introduce the model of a general random walk on weighted networks. Subsequently, in Sec. III, we give out a simple analytical solution with the traffic model and make numerical simulations to confirm the predictions. Finally, the summary are given in Sec. IV.

II. GENERAL RANDOM WALK ON WEIGHTED NETWORKS

The random walk is a fundamental dynamic process on complex networks [14] and recently used in the SFWNs [15]. In the weighted network, each link between node i and j is associated with a weight w_{ij} . Here we will consider only undirected graphs, in which the weights are symmetric ($w_{ij} = w_{ji}$). The weight may represent the intimacy between individuals in social networks, or the bandwidths of routers and optical cables in the Internet. A natural generalization of connectivity in the case of weighted networks is the vertex strength described as $s_i = \sum_{j \in \Gamma(i)} w_{ij}$, where the sum runs over the set $\Gamma(i)$ of neighbors around node i . Obviously, we have $s_m = \sum_{q=1}^{k_m} (k_m k_q)^\theta$, where the suffix m stands for a node on the walking path between i and j , the suffix q stands for a neighbor of the node m .

Borrowing the definition of the average degree of the nearest neighbors of a node with degree k , i.e., $\overline{k_{nn}(k_m)} = \sum_{k_q=k_{min}}^{k_{max}} k_q P(k_q | k_m)$. As the BA model is nonassortative mixing, its conditional probability satisfies $P(k_q | k_m) = k_q P(k_q) / \langle k \rangle$ [16], and one has average $\overline{k_{nn}^\theta(k_m)} = \langle k^{\theta+1} \rangle / \langle k \rangle$. It is easy to see that $\overline{k_{nn}^\theta}$ does not depend on the degree k . Hence, one has $\sum_{q=1}^{k_m} k_q^\theta = k_m \overline{k_{nn}^\theta(k_m)}$ and the strength of node m can be written as $s_m = k_m \frac{\langle k^{\theta+1} \rangle}{\langle k \rangle}$. In weighted networks, a walker at node i and time t selects a neighbor j of i as its destination with probability w_{ij}/s_i at time $t+1$. Suppose the walker starts at node i at time $t=0$, then the master equation for the probability P_{ij} to find the walker at node j at time t is $P_{ij}(t+1) = \sum_m a_{mj} \cdot \Pi_{m \rightarrow j} \cdot P_{im}(t)$, where $\Pi_{m \rightarrow j}$ is defined as $\Pi_{m \rightarrow j} = \frac{w_{mj}}{s_m} = \frac{k_j^\theta \langle k \rangle}{k_m \langle k^{\theta+1} \rangle}$. An explicit expression for the transition probability $P_{ij}(t)$ to go from node i to node j in t steps follows iterating Eq.(1)

$$P_{ij}(t) = \sum_{m_1, \dots, m_{t-1}} \frac{a_{im_1} w_{im_1}}{s_i} \times \frac{a_{m_1 m_2} w_{m_1 m_2}}{s_{m_1}} \times \dots \times \frac{a_{m_{t-1} j} w_{m_{t-1} j}}{s_{m_{t-1}}}. \quad (1)$$

In other words, $P_{ij}(t) = \sum_{m_1, \dots, m_{t-1}} P_{im_1} P_{m_1 m_2} \dots P_{m_{t-1} j}$. Comparing the expressions for P_{ij} and P_{ji} one sees immediately that $s_i P_{ij}(t) = s_j P_{ji}(t)$. Apparently,

this is a direct consequence of the undirectedness of the network. For the stationary solution, one obtains $P_i^\infty = \frac{s_i}{Z}$ with $Z = \sum_i s_i$. Note that the stationary distribution is, up to normalization, equal to the strength of the node i , that is, the more weight a node has in the network, the more often it will be visited by a general random walker.

III. THE FLUCTUATION OF TRAFFIC IN WEIGHTED NETWORKS

Base on general random walk model, we propose a general random diffusion (GRD) model to represent packets of information as r general random walkers traveling in a network made up of N nodes. Under the assumption that the packets are not interacting, in the stationary regime, the expected number of walkers of node i can be calculated by this formula,

$$\Phi_i(r) = \frac{s_i}{\sum_{i=1}^N s_i} r. \quad (2)$$

Let us assume that the total observation time T is divided into time intervals of equal length. Each interval is made of M time units. A interval represents the longest time for measurements of the flux in a node and its fluctuations. The additive quantity, for instance, population, traffic et al., is denoted by f_i , where i indicates the node of measurement. This is defined as a sum of random variables,

$$f_i = \sum_{m=1}^M \Delta_i(m), \quad (3)$$

where $\Delta_i(m)$ is a variable which is 1 if node i has a visitor or a walker in step m such as the arrival of a car to a crossroad, and 0 otherwise. The expectation or average (Chebyshev law of large numbers) of packets f_i processed by node i in a time interval is measured, together with its standard deviation σ_i . Here our main purpose is to investigate the dependence of σ_i on f_i .

In the GRD model, we can consider two possible situations: (1) over the whole period of time T , r is a constant valued at R , where R stands for the total number of packets in the time interval; (2) r is equally distributed in the range $[R - \delta, R + \delta]$. In this paper, we discuss the latter situation with the assumption that the probability $F(r)$ of having r walkers on the network in a interval of length M is, i.e.,

$$F(r) = \frac{1}{2\delta + 1}, \quad (4)$$

with $1 \leq \delta \leq R$. To find an expression for the average number of packets $\langle f_i \rangle$ flowing through a given node i , we calculated the probability $P_i(n)$ that, after M time steps, n packets have visited node i .

In the case $r = R$, due to the fact that the packets are not interacting, the arrival of walkers at a node is

a Poisson process. Therefore, after a period of M time units, the mean number of packets (the average flux) at a node i is $\langle f_i \rangle = \Phi_i(r)M$, and the probability of having n packets reads

$$P_i(n) = e^{-\Phi_i(r)M} \frac{[\Phi_i(r)M]^n}{n!}, \quad (5)$$

In the more general case in which the number r is distributed as in Eqs. (6), the probability is

$$\psi_i(n) = \sum_{j=0}^{2\delta} \frac{e^{-(s_i/\sum_{i=1}^N s_i)(R-\delta+j)M}}{2\delta+1} \times \frac{[(s_i/\sum_{i=1}^N s_i)(R-\delta+j)M]^n}{n!}. \quad (6)$$

Calculating first and second moments of $\psi_i(n)$, one obtains

$$\langle f_i \rangle = \sum_{n=0}^{\infty} n P_i(n) = \frac{k_i^{\theta+1}}{N \langle k^{\theta+1} \rangle} R M, \quad (7)$$

$$\langle f_i^2 \rangle = \sum_{n=0}^{\infty} n^2 P_i(n) = \langle f_i \rangle^2 (1 + \frac{\delta^2 + \delta}{3R^2}) + \langle f_i \rangle. \quad (8)$$

Finally, the standard deviation can be expressed as a function of $\langle f_i \rangle$ as

$$\sigma_i^2 = \langle f_i \rangle (1 + \langle f_i \rangle \frac{\delta^2 + \delta}{3R^2}). \quad (9)$$

The total fluctuations for node i are given by $\sigma_i^2 = (\sigma_i^{int})^2 + (\sigma_i^{ext})^2$. As the driving forces can be ascribed to two different reasons on each node, we can write fluctuation caused by the internal randomness of the walker arrival and diffusion process $\sigma_i^{int} = \sqrt{\langle f_i \rangle}$, and $\sigma_i^{ext} = \langle f_i \rangle \sqrt{\frac{\delta^2 + \delta}{3R^2}}$ caused by changes in the external environment. In fact, if the four quantities δ , M , θ and R are such that

$$\frac{\delta^2 + \delta}{3R} \cdot \frac{k_i^{\theta+1}}{N \langle k^{\theta+1} \rangle} M \ll 1, \quad (10)$$

expression (11) reduces to a power-law scaling $\sigma \sim \langle f \rangle^{1/2}$. On the contrary, whenever the ratio $\frac{\delta^2 + \delta}{3R} \cdot \frac{k_i^{\theta+1}}{N \langle k^{\theta+1} \rangle} M$ is not negligible anymore, the exponent α of $\sigma \sim \langle f \rangle^\alpha$ deviates from $1/2$ and approaches 1.

In complex systems, it may well be the case in which, effects of the noise δ are amplified by a longer time interval M . In Eqs. (9) the variance injected by increment δ (positive or negative) of walking particles emerges after a long period of evolution. This behavior was already explored in unweighted walking by means of numerical simulations [9]. However, the GRD model puts such a kind of diffusion on realistic backgrounds, and also keeps the role played by the other three parameters M , δ and

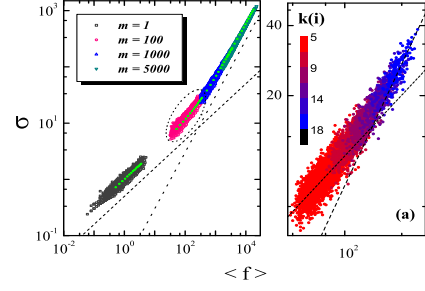


FIG. 1: Flow fluctuation σ as a function of $\langle f \rangle$ for the GRD model with $\delta = 10^3$, $R = 10^4$, and $\theta = 0.5$. The partition marked by dashed circle are shown in the right inset, where points are colored by different values of k_i (5...18) when $m = 100$. In all figures, green stars correspond to the solution of Eqs. (9) are presented with the degree from 5 to 18. The results are obtained on the top of a BA network made up of $N = 5000$ nodes and $K = 24985$ links. Dashed lines are guides to the eyes and correspond to $\sigma \sim \langle f \rangle^\alpha$, with $\alpha = 1/2$ and $\alpha = 1$. See the text for further details.

k_i on the observed scaling. Moreover, the fact that the ratio in Eqs. (10) depends on θ with general random walk in weighted networks, has gone uninvestigated.

In Fig. 1, we plot the dependence of σ on $\langle f \rangle$ in the GRD model for several values of the parameters M . We report the results obtained on top of BA networks with $N = 5 \times 10^3$ nodes and power-law degree distributions $P_k \sim k^{-\gamma}$, with an exponent $\gamma = 3$. This figure corresponds to the case in which δ , R and θ are fixed and the length of the time intervals used to measure. The flow of packets through different nodes is varied. For each value of M , we have focused on the results obtained for nodes with different degree, ranging from $k_i = 5$ to $k_i = 18$. For different time intervals, $\sigma \sim \langle f \rangle^{1/2}$ only for small values of M , while the scaling exponent approaches 1 as M is increased. An example of the effects of node degrees is shown in Fig. 1. In the inset, for $M = 10^2$ the fluctuations at lowly connected nodes ($k_i = 5$) are characterized by an exponent $\alpha = 1/2$, whereas for highly connected nodes ($k_i = 18$), the exponent turns out to be $\alpha = 1$ when $\theta = 0.5$.

Interestingly, larger weight exponent θ broadens the range of f_i for every possible choice of the parameters δ , R , and M along the whole set of k_i values on the one hand. On the other hand, the scale of the weighted network decreases for the increment of θ . This result is specially discussed in the Fig. 2. As shown in the figure, the value of σ is getting to be lower for the injection of heterogeneity with larger θ ranging from 0 to 2 in the panel (a). In this panel, dashed lines are the power law fitting of the plots with different degree, ranging from $k_i = 5$ to $k_i = 18$. In particular, the comparison among unweighted networks $\theta = 0$ and weighted ones can be observed in this panel as well. In the panel (b), the solution of Eqs. (9) are presented with the degree from 5 to

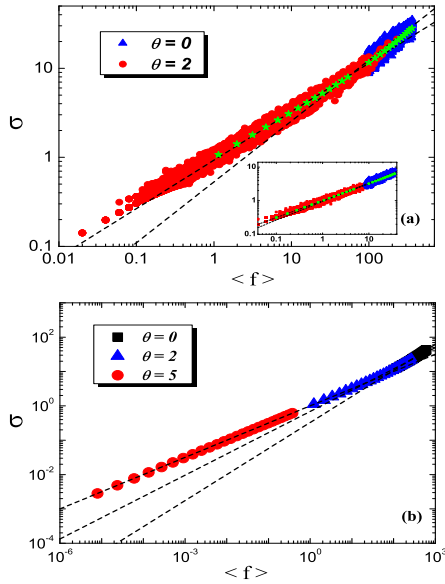


FIG. 2: Flow fluctuation σ as a function of $\langle f \rangle$ for a set of θ when $M = 100$, and $M = 10$ in the right inset, δ and R are fixed as Fig. 1.

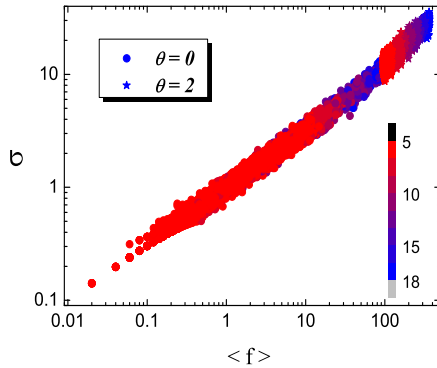


FIG. 3: Flow fluctuation σ as a function of $\langle f \rangle$ for $\theta = 0$ and $\theta = 2$, in which points are colored by different values of k_i (5...18). The values of R , M and δ are identical to Fig. 2.

30. As shown in the figure, the value of σ declines about 0.25 for θ ranging from 0 to 5 and dashed lines are the power law fitting of the plots. Note that, with large M

the deviation on scale is acute for different θ , which is an interesting phenomenon. In fact, this deviation is caused by the walk time. The longer time interval leaves the larger space for presenting the link heterogeneity. After a long walk, the change of scale turn to be obvious.

Is that all the influences? The dependence of scale on the degree of the nodes in the inset of Fig. 1, highlighted by the authors in [9], appears to be kept when $\theta > 0$ in weighted networks. However, when θ increases, it is getting hazy gradually. In addition, the diversity of scale becomes more obvious with all the other parameters unchanged. These novel features which have gone uninvestigated in previous works are interesting. Note that the heterogeneity brought by the weight has larger hubs frequently visited, consequently, the traffic is mainly dispersed in these highly connected nodes. As a result, the flux on smaller hubs descends in general, and the scale of some highly connected nodes drops while the scale of some low ones climbs up. These results are shown in the Fig. 3.

IV. SUMMARY

In summary, we investigate the properties of a general random walk model on weighted networks with symmetric weight given as $w_{ij} = (k_i k_j)^\theta$. Based on this dynamics process, we study the general random diffusion model (GRD) and its traffic in the weighted networks. In particular, the model gives out a simple analytical law that relates the fluctuations at a node i , σ_i to the average traffic flow f_i , also demonstrates that the scaling in weighted networks ($\theta > 0$) is lower than unweighted ones with all the other parameters unchanged. What's more, the feature that the dependence of scale on the degree of nodes in unweighted networks is destroyed by the link heterogeneity.

Acknowledgments

We benefited from useful discussions with Xiangwei Chu, Xiaoming liang and Ming Tang. This research was supported by the National Natural Science Foundation of China under Grant Nos. 60573183 and 90612007, and the Program for New Century Excellent Talents in University of China (NCET-06-0376).

[1] L.R. Taylor, Nature **189**, 73 (1961).
 [2] R.B.R. Azevedo and A.M. Leroi, Proc. Natl. Acad. Sci. U.S.A. **98** (2001), pp. 5699.
 [3] W.S. Kendal, J. Theor. Biol. **217** (2002), pp. 203.
 [4] Y. Lee et al., Phys. Rev. Lett. **81** (1998), pp. 3275.
 [5] L.A.N. Amaral et al., Phys. Rev. Lett. **80** (1998), pp. 1385.

[6] M. Argollo de Menezes and A.-L. Barabási, Phys. Rev. Lett. **92**, 028701 (2004).
 [7] M. Argollo de Menezes and A.-L. Barabási, Phys. Rev. Lett. **93**, 068701 (2004).
 [8] J. Duch and A. Arenas, Phys. Rev. Lett. **96**, 218702 (2006).
 [9] S. Meloni, J. Gómez-Gardeñs, V. Latora and Y. Moreno,

- Phys. Rev. Lett. **100**, 208701 (2008).
- [10] A. Barrat, M. Barthélemy, R. Pastor-Satorras, and A. Vespignani, Proc. Natl. Acad. Sci. U.S.A. **101**, 11, 3747-3752 (2004).
 - [11] E. Almaas, B. Kovács, Z.N. Oltval and A.L. Barabási, Nature **427**, 839 (2004).
 - [12] A.-L. Barabási and R. Albert, SCIENCE **286**, 509 (1999).
 - [13] P.J. Macdonald, E. Almaas and A.L. Barabási, Europhys. Lett., **72**, No. 2, pp. 308 (2005).
 - [14] J.D. Noh, H. Rieger, Phys. Rev. Lett. **92**, 118701 (2004).
 - [15] S. Kwon, S. Yoon, and Y. Kim, Phys. Rev. E. **77**, 066105 (2008).
 - [16] M.E.J. Newman, Phys. Rev. Lett., **89**, 208701, (2002).