

Parking functions, labeled trees and DCJ sorting scenarios*

Aïda Ouangraoua^{1,2} and Anne Bergeron²

¹ Department of Mathematics, Simon Fraser University, Burnaby (BC), Canada
aouangra@sfu.ca

² Lacim, Université du Québec à Montréal, Montréal (QC), Canada.
bergeron.anne@uqam.ca

Abstract. In genome rearrangement theory, one of the elusive questions raised in recent years is the enumeration of rearrangement scenarios between two genomes. This problem is related to the uniform generation of rearrangement scenarios, and the derivation of tests of statistical significance of the properties of these scenarios. Here we give an exact formula for the number of double-cut-and-join (DCJ) rearrangement scenarios of co-tailed genomes. We also construct effective bijections between the set of scenarios that sort a cycle and well studied combinatorial objects such as parking functions and labeled trees.

1 Introduction

Sorting genomes can be succinctly described as finding sequences of rearrangement operations that transform a genome into another. The allowed rearrangement operations are fixed, and the sequences of operations, called *sorting scenarios*, are ideally of minimal length. Given two genomes, the number of different sorting scenarios between them is typically huge – we mean HUGE – and very few analytical tools are available to explore these sets.

In this paper, we give the first exact results on the enumeration and representation of sorting scenarios in terms of well-known combinatorial objects. We prove that sorting scenarios using DCJ operations on *co-tailed* genomes can be represented by *parking functions* and *labeled trees*. This surprising connection yields immediate results on the uniform generation of scenarios [1, 13, 18], promises tools for sampling processes [6, 10, 12] and the development of statistical significant tests [7, 11, 16, 21], and offers a wealth of alternate representations to explore the properties of rearrangement scenarios, such as commutation [4, 20], structure conservation [3, 8], breakpoint reuse [15, 17] or cycle length [22].

This research was initiated while we were trying to understand *commuting* operations in a general context. In the case of genomes consisting of single chromosomes, rearrangement operations are often modeled as *inversions*, which can be represented by intervals of the set $\{1, 2, \dots, n\}$. Commutation properties are

*Date: January 10, 2009.

Manuscript under preparation.

described by using overlap relations on the corresponding sets, and a major tool to understand sorting scenarios are *overlap graphs*, whose vertices represent single rearrangement operations, and whose edges model the interactions between the operations. Unfortunately, overlap graphs do not upgrade easily to genomes with multiple chromosomes, see, for example, [14], where a generalization is given for a restricted set of operations.

We got significant insights when we switched our focus from single rearrangement operations to complete sorting scenarios. This apparently more complex formulation offers the possibility to capture complete scenarios of length d as simple combinatorial objects, such as sequences of integer of length d , or trees with d vertices. It also gives alternate representations of sorting scenarios, using *non-crossing* partitions, that facilitate the study of commuting operations and structure conservation.

In Section 3, we first show that sorting a cycle in the adjacency graph of two genomes with DCJ rearrangement operations is equivalent to refining non-crossing partitions. This observation, together with a result by Richard Stanley [19], gives the existence of bijections between sorting scenarios of a cycle and parking functions or labeled trees. We give explicit bijections for both in Sections 4 and 5. We conclude in Section 6 with remarks on the usefulness of these representations, on the algorithmic complexity of switching between representations, and on generalizations to genomes that are not necessarily co-tailed.

2 Preliminaries

Genomes are compared by identifying homologous segments along their DNA sequences, called *blocks*. These blocks can be relatively small, such as gene coding sequences, or very large fragments of chromosomes. The order and orientation of the blocks may vary in different genomes. Here we assume that the two genomes consist of either circular chromosomes, or *co-tailed* linear chromosomes. For example, consider the following two genomes, each consisting of two linear chromosomes:

$$\begin{array}{ll} \text{Genome } A: & (a \text{ } -f \text{ } -b \text{ } e \text{ } -d) \text{ } (-c \text{ } g) \\ \text{Genome } B: & (a \text{ } b \text{ } c) \text{ } (d \text{ } e \text{ } f \text{ } g) \end{array}$$

The set of *tails* of a linear chromosome $(x_1 \dots x_m)$ is $\{x_1, -x_m\}$, and two genomes are *co-tailed* if the union of their sets of tails are the same. This is the case for genomes A and B above, since the the union of their sets of tails is $\{a, -c, d, -g\}$.

An *adjacency* in a genome is a sequence of two consecutive blocks. For example, in the above genomes, $(e \text{ } -d)$ is an adjacency of genome A , and $(a \text{ } b)$ is an adjacency of genome B . Since a whole chromosome can be flipped, we always have $(x \text{ } y) = (-y \text{ } -x)$.

The *adjacency graph* of two genomes A and B is a graph whose vertices are the adjacencies of A and B , and such that for each block y there is an edge

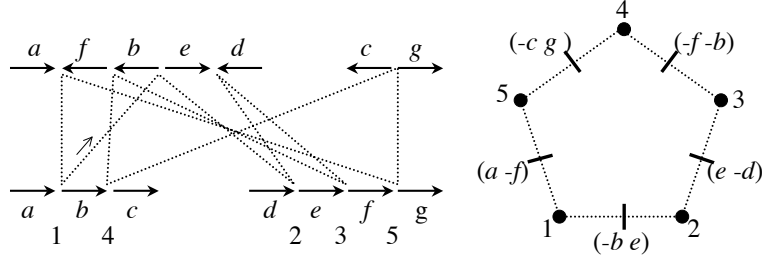


Fig. 1. At the left, the adjacency graph of genome $A = (a \text{ -} f \text{ -} b \text{ -} e \text{ -} d) \text{ (-} c \text{ -} g)$ and genome $B = (a \text{ -} b \text{ -} c)(d \text{ -} e \text{ -} f \text{ -} g)$ is represented by dotted lines. The sign of a block is represented by the orientation of the corresponding arrow. If the $-$ single $-$ cycle is traversed starting with an arbitrary adjacency of genome B , here $(a \text{ -} b)$, in the direction of the small arrow, then the 5 adjacencies of genome B will be visited in the order indicated by the numbers 1 to 5. At the right, the cycle has been spread out, showing that any DCJ operation acting on two adjacencies of genome A that splits the cycle can be represented by two cuts on the cycle (12345).

between adjacency $(y \text{ -} z)$ in genome A and $(y \text{ -} z')$ in genome B , and an edge between $(x \text{ -} y)$ in genome A , and $(x' \text{ -} y)$ in genome B . See, for example, Figure 1.

Since each vertex has two incident edges, the adjacency graph can be decomposed into connected components that are cycles. The graph of Figure 1 has a single cycle of length 10.

A *double-cut-and-join* (DCJ) rearrangement operation [5, 23] on genome A acts on two adjacencies $(x \text{ -} y)$ and $(u \text{ -} v)$ to produce either $(x \text{ -} v)$ and $(u \text{ -} y)$, or $(x \text{ -} u)$ and $(-y \text{ -} v)$. In simpler words, a DCJ operation cuts the genome at two places, and glues the part in a different order.

The *distance* between genomes A and B is the minimum number of DCJ operations needed to rearrange – or *sort* – genome A into genome B . The DCJ distance is easily computed from the adjacency graph [5]. For circular chromosomes or co-tailed genomes, the distance is given by:

$$d(A, B) = N - (C + K)$$

where N is the number of blocks, C is the number of cycles of the adjacency graph, and K is the number of linear chromosomes in A . Note that K is a constant for co-tailed genomes. A rearrangement operation is *sorting* if it lowers the distance by 1, and a sequence of sorting operations of length $d(A, B)$ is called a *parsimonious sorting scenario*. It is easy to detect sorting operations since, by the distance formula, a sorting operation must increase by 1 the number of cycles.

A DCJ operation that acts on two cycles of the adjacency graph will merge the two cycles, and can never be sorting. Thus the sorting operations act on a single cycle, and split it into two cycles. The central question of this paper is to enumerate the set of parsimonious sorting scenario. Since each cycle is sorted independently of the others, the problem reduces to enumerating the sorting scenarios of a cycle. Indeed, we have:

Proposition 1. *Given scenarios S_1, \dots, S_C of lengths ℓ_1, \dots, ℓ_C that sort the C cycles of an adjacency graph, these scenarios can be shuffled into a global scenario in*

$$\binom{\ell_1 + \ell_2 + \dots + \ell_C}{\ell_1, \ell_2, \dots, \ell_C} = \frac{(\ell_1 + \ell_2 + \dots + \ell_C)!}{\ell_1! \ell_2! \dots \ell_C!}$$

different ways.

Proof. Since each cycle is sorted independently, the number of global scenarios is enumerated by counting the number of sequences that contains ℓ_m occurrences of the symbol S_m , for $1 \leq m \leq C$, which is counted by a classical formula. For each such sequence, we obtain a scenario by replacing each symbol S_m by the appropriate operation on cycle number m .

3 Representation of scenarios as sequences of fissions

A cycle of length $2n$ of the adjacency graph alternates between adjacencies of genome A and genome B. Given a cycle, suppose that the adjacencies of genome B are labeled by integers from 1 to n in the order they appear along the cycle, starting with an arbitrary adjacency (see Fig. 1). Then any DCJ operation that splits this cycle can be represented by a *fission* of the cycle $(123 \dots n)$, as

$$(123 \dots p \| q \dots t \| u \dots n)$$

yielding the two cycles:

$$(123 \dots pu \dots n) \text{ and } (q \dots t).$$

We will always write cycles beginning with their smallest element. Fissions applied to a cycle whose elements are in increasing order always yield cycles whose elements are in increasing order. A fission is characterized by two cuts, each described by the element at the left of the cut. The smallest one, p in the above example, will be called the *base* of the fission, and the largest one, t in the above example, is called the *top* of the fission. The integer at the right of the first cut, q in the example, is called the *partner* of the base.

In general, after the application of k fissions on $(123 \dots n)$, the resulting set of cycles will contain $k + 1$ elements. The structure of these cycles form a *non-crossing partition* of the initial cycle $(123 \dots n)$. Namely, we have the following result, which is easily shown by induction on k :

Proposition 2. *Let $k \leq n - 1$ fissions be applied on the cycle $(123 \dots n)$, then the $k + 1$ resulting cycles have the following properties:*

- 1) *The elements of each cycle are in increasing order, up to cyclical reordering.*
- 2) *[Non-crossing property] If $(c \dots d)$ and $(e \dots f)$ are two cycles with $c < e$, then either $d < e$, or $c < e \leq f < d$.*
- 3) *Each successive fission refines the partition of $(123 \dots n)$ defined by the cycles.*

A sorting scenario of a cycle of length $2n$ of the adjacency graph can thus be represented by a sequence of $n - 1$ fissions on the cycle $(123 \dots n)$, called a *fission scenario*, and the resulting set of cycles will have the structure $(1)(2)(3) \dots (n)$. For example, here is a possible fission scenario of (123456789) , where the bases of the fissions have been underlined:

$$\begin{aligned}
(123\text{\underline{4}}\|5\|6789) &\rightarrow (12346789)(5) \\
(1234678\|9\|)(5) &\rightarrow (1234678)(5)(9) \\
(\text{\underline{1}}\|234678\|)(5)(9) &\rightarrow (1)(234678)(5)(9) \\
(1)(2\|346\|78)(5)(9) &\rightarrow (1)(278)(346)(5)(9) \\
(1)(2\|7\|8)(346)(5)(9) &\rightarrow (1)(28)(346)(5)(7)(9) \\
(1)(28)(3\|46\|)(5)(7)(9) &\rightarrow (1)(28)(3)(46)(5)(7)(9) \\
(1)(\text{\underline{2}}\|8\|)(3)(46)(5)(7)(9) &\rightarrow (1)(2)(3)(46)(5)(7)(8)(9) \\
(1)(2)(3)(\text{\underline{4}}\|6\|)(5)(7)(8)(9) &\rightarrow (1)(2)(3)(4)(5)(6)(7)(8)(9)
\end{aligned}$$

Scenarios such as the one above have interesting combinatorial features when all the operations are considered globally, and we will use them extensively in the sequel. A first important remark is that the smallest element of the cycle is always ‘linked’ to the greatest element through a chain of partners. For example, the last partner of element 1 is element 2, the last partner of element 2 is element 8, and the last partner of element 8 is element 9. We will see that this is always the case, even when the order of the corresponding fissions is arbitrary with respect to the scenario. The following definition captures this idea of chain of partners.

Definition 1. *Consider a scenario S of fissions that transform a cycle $(c \dots d)$ into cycles of length 1. For each element p in $(c \dots d)$, if p is the base of one or more of the fissions of S , let q be the last partner of p , then define recursively*

$$Sup_S(p) = Sup_S(q),$$

otherwise, $Sup_S(p) = p$.

In order to see that $Sup(p)$ is well defined, first note that the successive partners of a given base p are always in increasing order, and greater than p . Moreover, the last element of a cycle $(c \dots d)$ is never the base of a fission. For example, in the above scenario, we would have $Sup_S(1) = Sup_S(2) = Sup_S(8) = Sup_S(9) = 9$.

The following lemma is the key to most of the results that follow:

Lemma 1. *Consider a scenario S of fissions that transform a cycle $(c \dots d)$ into cycles of length 1, then $Sup_S(c) = d$.*

Proof. If $c = d$, then the result is trivial. Suppose the result is true for cycles of length $\leq n$, and consider a cycle of length $n+1$. The first fission of S will split the cycle $(c \dots d)$ in two cycles of length $\leq n$. If the two cycles are of the form $(c \dots d)$ and $(c' \dots d')$, then c' is, in the worst case, the first partner of c , and cannot be the last since $c \neq d$. Let S' be the subset of S that transform the shorter cycle $(c \dots d)$ into cycles of length 1. By the induction hypothesis, $Sup_{S'}(c) = d$, but $Sup_S(c) = Sup_{S'}(c)$ since the last partner of c is not in $(c' \dots d')$.

If the two cycles are of the form $(c \dots d')$ and $(c' \dots d)$, consider S_1 the subset of S that transform the cycle $(c \dots d')$ into cycles of length 1, and S_2 the subset of S that transform the cycle $(c' \dots d)$ into cycles of length 1. We have, by the induction hypothesis, $Sup_{S_1}(c) = d'$ and $Sup_{S_2}(c') = d$, implying $Sup_S(c) = Sup_S(d')$ and $Sup_S(c') = d$. However, c' is the last partner of d' , thus $Sup_S(c) = Sup_S(d') = Sup_S(c') = d$.

4 Fission scenarios and parking functions

In this section, we establish a bijection between fission scenarios and *parking functions* of length $n - 1$. This yields a very compact representation of DCJ sorting scenarios of cycles of length $2n$ as sequences of $n - 1$ integers.

A *parking function* is a sequence of integers $p_1 p_2 \dots p_{n-1}$ such that if the sequence is sorted in non-decreasing order yielding $p'_1 \leq p'_2 \leq \dots \leq p'_{n-1}$, then $p'_i \leq i$. These sequences were introduced by Konheim and Weiss [9] in connection with hashing problems. These combinatorial structure are well studied, and the number of different parking functions of length $n - 1$ is known to be n^{n-2} .

Proposition 2 states that a fission scenario is a sequence of successively refined non-crossing partitions of the cycle $(123 \dots n)$. A result by Stanley [19] has the following immediate consequence:

Theorem 1. *There exists a bijection between fission scenarios of cycles of the form $(123 \dots n)$ and parking functions of length $n - 1$.*

Fortunately, in our context, the bijection is very simple: we list the bases of the fissions of the scenario. For example, the parking function associated to the example of Section 3 is 48122324. In general, we have:

Proposition 3. *The sequence of bases of a fission scenario on the cycle $(123 \dots n)$ is a parking function of length $n - 1$.*

Proof. Let $p_1 p_2 \dots p_{n-1}$ be the sequence of bases of a fission scenario and let $p'_1 p'_2 \dots p'_{n-1}$ be the corresponding sequence sorted in non-decreasing order. Suppose that there exists a number i such that $p'_i > i$, then there are at least $n - i$ fissions in the scenario with base $p \geq i + 1$. These bases can be associated to at most $n - i - 1$ partners in the set $\{i + 2, i + 3, i + 4, \dots, n\}$ because a base is always smaller than its partner, but this is impossible because each integer is used at most once as a partner in a fission scenario.

In order to reconstruct a fission scenario from a parking function, we first note that a fission with base p_i and partner q_i creates a cycle whose smallest element is q_i , thus each integer in the set $\{2, 3, \dots, n\}$ appears exactly once as a partner in a fission scenario.

Given a parking function $p_1 p_2 \dots p_{n-1}$, we must first assign to each base p_i a unique partner q_i in the set $\{2, 3, \dots, n\}$. By Lemma 1, we can then determine the top t_i of fission i , since the set of fissions from $i + 1$ to $n - 1$ contains a sorting scenario of the cycle $(q_i \dots t_i)$. Algorithm 1 details the procedure.

Algorithm 1 [Parking functions to fission scenarios]

Input: a parking function $p_1 p_2 \dots p_{n-1}$.

Output: a fission scenario $(p_1, t_1), \dots, (p_{n-1}, t_{n-1})$.

```

 $Q \leftarrow \{2, 3, \dots, n\}$ 
For  $p$  from  $n - 1$  to 1 do:
    For each successive occurrence  $p_i$  of  $p$  in the sequence  $p_1 p_2 \dots p_{n-1}$  do:
         $q_i \leftarrow$  The smallest element of  $Q$  greater than  $p_i$ 
         $Q \leftarrow Q \setminus \{q_i\}$ 
 $S \leftarrow \{(p_1, q_1), (p_2, q_2), \dots, (p_{n-1}, q_{n-1})\}$ 
For  $i$  from 1 to  $n - 1$  do:
     $S \leftarrow S \setminus \{(p_i, q_i)\}$ 
     $t_i \leftarrow \text{Sup}_S(q_i)$ 

```

For example, using the parking function 48122324 and the set of partners $\{2, 3, \dots, 9\}$, we would get the pairings, starting from base 8 down to base 1:

$$\begin{pmatrix} p_i : 4 & 8 & 1 & 2 & 2 & 3 & 2 & 4 \\ q_i : 5 & 9 & 2 & 3 & 7 & 4 & 8 & 6 \end{pmatrix}$$

Finally, in order to recover the second cut of each fission, we compute the values t_i :

$$\begin{pmatrix} p_i : 4 & 8 & 1 & 2 & 2 & 3 & 2 & 4 \\ t_i : 5 & 9 & 8 & 6 & 7 & 6 & 8 & 6 \end{pmatrix}$$

For example, in order to compute t_4 , then $S = \{(2, 7), (3, 4), (2, 8), (4, 6)\}$, and $\text{Sup}_S(3) = \text{Sup}_S(4) = \text{Sup}_S(6) = 6$.

Since we know, by Theorem 1, that fissions scenarios are in bijection with parking functions, it is sufficient to show that Algorithm 1 recovers a given scenario in order to prove that it is an effective bijection.

Proposition 4. *Given a fission scenario of a cycle of the form $(123 \dots n)$, let (p_i, q_i, t_i) be the base, partner and top of fission i . Algorithm 1 recovers uniquely t_i from the parking function $p_1 p_2 \dots p_{n-1}$.*

Proof. By Lemma 1, we only need to show that Algorithm 1 recovers uniquely the partner q_i of each base p_i . Let p be the largest base, and suppose that p has j partners, then the original cycle must contain at least the elements:

$$(\dots p \ p + 1 \dots p + j \dots).$$

We will show that $p + 1 \dots p + j$ must be the j partners of p . If it was not the case, at least one of the j adjacencies in the sequence $p \ p + 1 \dots p + j$ must be cut in a fission whose base is smaller than p , since p is the largest base, and this would violate the non-crossing property of Proposition 2. Thus Algorithm 1 correctly and uniquely assigns the partners of the largest base. Suppose now that Algorithm 1 has correctly and uniquely assigned the partners of all bases greater than p . The same argument shows that the successive partners of p must be the smallest available partners greater than p .

Summarizing the results so far, we have:

Theorem 2. *If the adjacency graph of two co-tailed genomes has C cycles of length $2(\ell_1 + 1), \dots, 2(\ell_C + 1)$, then the number of sorting scenarios is given by:*

$$\frac{(\ell_1 + \ell_2 + \dots + \ell_C)!}{\ell_1! \ell_2! \dots \ell_C!} * (\ell_1 + 1)^{\ell_1 - 1} * \dots * (\ell_C + 1)^{\ell_C - 1}.$$

Each sub-scenario that sort a cycle of length $2(\ell_m + 1)$ can be represented by a parking function of length ℓ_m .

Proof. Sorting a cycle of length $2(\ell_m + 1)$ can be simulated by fissions of the cycle $(12 \dots \ell_m + 1)$, which can be represented by parking functions of length ℓ_m . The number of different parking functions of length ℓ_m is given by $(\ell_m + 1)^{\ell_m - 1}$. Applying Proposition 1 yields the enumeration formula.

5 Fission scenarios and labeled trees

Theorem 1 implies that it is possible to construct bijections between fission scenarios and objects that are enumerated by parking functions. This is notably the case of *labeled tree* on n vertices. These are trees with n vertices in which each vertex is given a unique label in the set $\{0, 1, \dots, n - 1\}$. In this section, we construct an explicit bijection between these trees and fission scenarios of cycles of the form $(123 \dots n)$.

Definition 2. *Given a fission scenario S of a cycle of the form $(123 \dots n)$, let (p_i, q_i) be the base and partner of fission i .*

The graph T_S is a graph whose nodes are labeled by $\{0, 1, \dots, n - 1\}$, with an edge between i and j , if $p_i = q_j$, and an edge between 0 and i , if $p_i = 1$.

In the running example, the corresponding graph is depicted in Figure 2 (a). We have:

Proposition 5. *The graph T_S is a labeled tree on n vertices.*

Proof. By construction, the graph has n vertices labeled by $\{0, 1, \dots, n-1\}$. In order to show that it is a tree, we will show that the graph has $n-1$ edges and that it is connected. Since each integer in the set $\{2, 3, \dots, n\}$ is partner of one and only one fission in S and S contains $n-1$ fissions, T_S has exactly $n-1$ edges. Moreover, by construction, there is a path between each vertex $i \neq 0$ and 0 in T_S , thus T_S is connected.

Before showing that the construction of T_S yields an effective bijection, we detail how to recover a fission scenario from a tree.

Algorithm 2 [Labeled trees to fission scenarios]

Input: a labeled tree T on n vertices.

Output: a fission scenario $(p_1, t_1), \dots, (p_{n-1}, t_{n-1})$.

Root the tree at vertex 0.

Put the children of each node in increasing order from left to right.

Label the unique incoming edge of a node with the label of the node.

Relabel the nodes from 1 to n with a prefix traversal of the tree.

For i from 1 to $n-1$ do:

$p_i \leftarrow$ The label of the source p of edge i .

$t_i \leftarrow$ The greatest label of the subtree rooted by edge i .

Remove edge i from T

The following proposition states that the construction of the associated tree T_S is injective, thus providing a bijection between fission scenarios and trees.

Proposition 6. *The trees associated to different fission scenarios are different.*

Proof. Suppose that two different scenarios S_1 and S_2 yield the same tree T . Then, by construction, if T is rooted in 0, for each directed edge from j to i in T , if $j = 0$ then $p_i = 1$ otherwise $p_i = q_j$. Moreover, in a fission scenario, if fission i is the first operation having base p_i , then its partner is $q_i = p_i + 1$, otherwise the non-crossing property of Proposition 2 would be violated. So, using these two properties, the sequences of bases and partners of the fissions in the two scenarios can be uniquely recovered from T , and thus S_1 and S_2 would correspond to the same parking function.

The tree representation offers another interesting view of the sorting procedure. Indeed, sorting can be done directly on the tree by successively erasing the edges from 1 to $n-1$. This progressively disconnects the tree, and the resulting connected components correspond precisely to the intermediate cycles obtained during the sorting procedure.

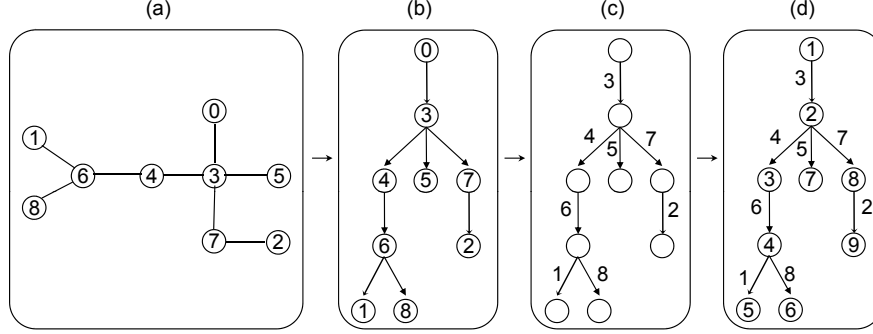


Fig. 2. Construction of a fission scenario. (a) The unrooted tree T_S . (b) The tree is rooted at vertex 0, and the children of each node are ordered. (c) The labels of the nodes are lifted to their incoming edges. (d) The nodes are labeled in prefix order from 1 to 9. The order of the fissions are read on the edges, the source of an edge represent the base p of the fission and its target is the partner. For example, fission #1 has base 4, with partner 5.

For example, Figure 3 gives snap-shots of the sorting procedure. Part (b) shows the forest after the three first operations, the fourth fission splits a tree with six nodes into two trees each with three nodes, corresponding to the cycle splitting of the fourth operation in the running example.

6 Discussion and conclusions

In this paper, we presented results on the enumeration and representations of sorting scenarios between co-tailed genomes. Since we introduced many combinatorial objects, we bypassed a lot of the usual material presented in rearrangement papers. The following topics will be treated in a future paper.

The first topic is the complexity of the algorithms for switching between representations. Algorithms 1 and 2 are not meant to be efficient, they are rather explicit descriptions of what is being computed. Preliminary work indicates that with suitable data structure, they can be implemented in $O(n)$ running time. Indeed, most of the needed information can be obtained in a single traversal of a tree.

The second obvious extension is to generalize the enumeration formulas and representations to arbitrary genomes. In the general case, when genomes are not necessarily co-tailed, the adjacency graph can be decomposed in cycles and paths, and additional sorting operations must be considered, apart from operations that split cycles [5]. However, these new sorting operations that act on paths create new paths that behave essentially like cycles.

We also had to defer to a further paper the details of the diverse uses of these new representations. One of the main benefits of having a representation of a sorting scenario as a parking function, for example, is that it solves the problem

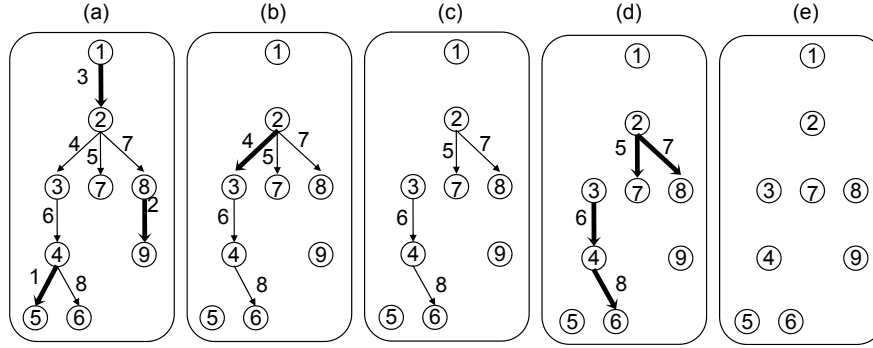


Fig. 3. Sorting directly on a tree: erasing successively the edges 1 to n simulates cycle fissions by creating intermediate forests. In part (b), the fourth fission will split the tree corresponding to cycle (234678) into two trees corresponding to the two cycles (346) and (278).

of uniform sampling of sorting scenarios [2]. There is no more bias attached to choosing a first sorting operation, since, when using parking functions, the nature of the first operation depends on the whole scenario. The representation of sorting scenarios as non-crossing partitions refinement also greatly helps in analyzing commutation and conservation properties.

References

1. Y. Ajana, J-F. Lefebvre, E. R. M. Tillier, and N. El-Mabrouk. Exploring the set of all minimal sequences of reversals - an application to test the replication-directed reversal hypothesis. In *WABI '02: Proceedings of the Second International Workshop on Algorithms in Bioinformatics*, pages 300–315, London, UK, 2002. Springer-Verlag.
2. E. Barucci, A. del Lungo, and E. Pergola. Random generation of trees and other combinatorial objects. *Theoretical Computer Science*, 218(2):219–232, 1999.
3. S. Bérard, A. Bergeron, C. Chauve, and C. Paul. Perfect sorting by reversals is not always difficult. *IEEE/ACM Transactions on Computational Biology and Bioinformatics*, 4(1):4–16, 2007.
4. A. Bergeron, C. Chauve, T. Hartman, and K. St-onge. On the properties of sequences of reversals that sort a signed permutation. *Proceedings Troisièmes Jours Ouvertes Biologie Informatique Mathématiques*, pages 99–108, 2002.
5. A. Bergeron, J. Mixtacki, and J. Stoye. A unifying view of genome rearrangements. In *WABI '06: Proceedings of the Sixth International Workshop on Algorithms in Bioinformatics*, volume 4175 of *LNBI*, pages 163–173, 2006.
6. M. D. V. Braga, M-F. Sagot, C. Scornavacca, and E. Tannier. Exploring the solution space of sorting by reversals, with experiments and an application to evolution. *IEEE/ACM Transactions on Computational Biology and Bioinformatics*, 5(3):348–356, 2008.

7. D. A. Dalevi, N. Eriksen, K. Eriksson, and S. G. Andersson. Measuring genome divergence in bacteria: a case study using chlamydian data. *Journal of Molecular Evolution*, 1(55):24–36, 2002.
8. Y. Diekmann, M-F. Sagot, and E. Tannier. Evolution under reversals: Parsimony and conservation of common intervals. *IEEE/ACM Transactions on Computational Biology and Bioinformatics*, 4(2):301–309, 2007.
9. A. G. Konheim and B. Weiss. An occupancy discipline and applications. *SIAM Journal of Applied Mathematics*, 14:1266–1274, 1966.
10. B. Larget, D. L. Simon, and J. B. Kadane. Bayesian phylogenetic inference from animal mitochondrial genome arrangements. *Journal Of The Royal Statistical Society Series B*, 64(4):681–693, 2002.
11. A. McLysaght, C. Seoighe, and K. H. Wolfe. High frequency of inversions during eukaryote gene order evolution. In *Comparative Genomics: Empirical and Analytical Approaches to Gene Order Dynamics, Map Alignment and the Evolution of Gene Families*, pages 47–58. Kluwer Academic Press, 2000.
12. I. Miklós and J. Hein. Genome rearrangement in mitochondria and its computational biology. In *RECOMB '04 Workshop in Comparative Genomics*, volume 3388 of *LNBI*, pages 85–96. Berlin: Springer-Verlag, 2004.
13. I. Miklós, T. B. Paige, and P. Ligeti. Efficient sampling of transpositions and inverted transpositions for bayesian mcmc. In *WABI '06: Proceedings of the Sixth International Workshop on Algorithms in Bioinformatics*, pages 174–185, 2006.
14. M. Ozery-flato and R. Shamir. Sorting by translocations via reversals theory. *Journal of Computational Biology*, 14(4):408–422, 2007.
15. P. Pevzner and G. Tesler. Human and mouse genomic sequences reveal extensive breakpoint reuse in mammalian evolution. *Proceedings of National Academy of Sciences USA*, 100(13):7672–7677, 2003.
16. D. Sankoff, J-F. Lefebvre, E. R. M. Tillier, A. Maler, and N. El-Mabrouk. The distribution of inversion lengths in bacteria. In *RECOMB '04 Workshop in Comparative Genomics*, volume 3388 of *LNCS*, pages 97–108. Berlin: Springer-Verlag, 2004.
17. D. Sankoff and P. Trinh. Chromosomal breakpoint reuse in genome sequence rearrangement. *Journal of Computational Biology*, 12(6):812–821, 2005.
18. A. C. Siepel. An algorithm to enumerate all sorting reversals. In *RECOMB '02: Proceedings of the Sixth annual International Conference on Computational biology*, pages 281–290, New York, NY, USA, 2002. ACM.
19. R. P. Stanley. Parking functions and noncrossing partitions. *Electronic Journal of Combinatorics*, 4:2–0, 1997.
20. K. M. Swenson, Y. Dong, J. Tang, and B.M.E. Moret. Maximum independent sets of commuting and noninterfering inversions. In *7th Asia-Pacific Bioinformatics Conference*, To appear, 2009.
21. A. W. Xu, B. Alain, and D. Sankoff. Poisson adjacency distributions in genome comparison. *Bioinformatics*, 24(16):i146–i152, 2008.
22. A. W. Xu, C. Zheng, and D. Sankoff. Paths and cycles in breakpoint graphs of random multichromosomal genomes. *Journal of Computational Biology*, 14(4):423–435, 2007.
23. S. Yancopoulos, O. Attie, and R. Friedberg. Efficient sorting of genomic permutations by translocation, inversion and block interchange. *Bioinformatics*, 21(16):3340–3346, 2005.