

# Creating Single Collective Atomic Excitations via Spontaneous Raman Emission in Inhomogeneously Broadened Systems : Beyond the Adiabatic Approximation

Carlo Ottaviani<sup>1,2</sup>, Christoph Simon<sup>1</sup>, Hugues de Riedmatten<sup>1</sup>, Mikael Afzelius<sup>1</sup>, Björn Lauritzen<sup>1</sup>, Nicolas Sangouard<sup>1,3</sup> and Nicolas Gisin<sup>1</sup>

<sup>1</sup> Group of Applied Physics, University of Geneva, Switzerland.

<sup>2</sup> Departament de Física, Universitat Autònoma de Barcelona, E-08193 Bellaterra, Spain.

<sup>3</sup> Laboratoire Matériaux et Phénomènes Quantiques CNRS, UMR7162, Université Paris Diderot, France.

(Dated: October 31, 2018)

The creation of single collective excitations in atomic ensembles via spontaneous Raman emission plays a key role in several quantum communication protocols, starting with the seminal DLCZ protocol [L.-M.Duan, M.D. Lukin, J.I. Cirac, and P. Zoller, *Nature* **414**, 413 (2001).] This process is usually analyzed theoretically under the assumptions that the write laser pulse inducing the Raman transition is far off-resonance, and that the atomic ensemble is only homogeneously broadened. Here we study the impact of near-resonance excitation for inhomogeneously broadened ensembles on the collective character of the created atomic excitation. Our results are particularly relevant for experiments with hot atomic gases and for potential future solid-state implementations.

## I. INTRODUCTION

The creation of collective atomic excitations via spontaneous Raman emission plays an important role in well-known quantum information protocols, in particular the quantum repeater [1] protocol proposed by Duan, Lukin, Cirac and Zoller (DLCZ) [2]; for other protocols based on the same process see [3, 4, 5, 6]. The basic (idealized) scheme is as follows, cf. Fig. 1. In an ensemble of three-level systems with two ground states  $g$  and  $s$  and an excited state  $e$  all  $N$  atoms are initially in the state  $g$ . An off-resonant laser pulse on the  $g - e$  transition (the *write* pulse) leads to the spontaneous emission of a Raman photon on the  $e - s$  transition (the *Stokes* photon). Detection of this photon in the far field, such that no information is revealed about which atom it came from, creates an atomic state that is a *coherent* superposition of all the possible terms with  $N - 1$  atoms in  $g$  and one atom in  $s$ , in the simplest case the completely symmetric state

$$\frac{1}{\sqrt{N}}(|s\rangle|g\rangle\dots|g\rangle + |g\rangle|s\rangle|g\rangle\dots|g\rangle + \dots + |g\rangle\dots|g\rangle|s\rangle). \quad (1)$$

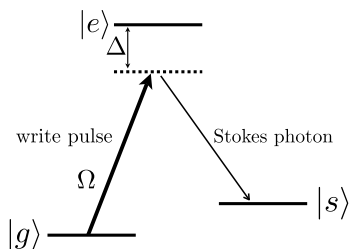


FIG. 1: Basic level scheme for the creation of collective atomic excitations in atomic ensembles via spontaneous Raman emission. All atoms start out in  $g$ . A laser pulse off-resonantly excites the  $g - e$  transition, making it possible for a photon to be emitted on the  $e - s$  transition (with small probability).

Such a state corresponds to a single *collective atomic excitation* in  $s$ . In general the term with the  $n$ -th atom in  $s$  will have a phase  $e^{i(\mathbf{k}_w - \mathbf{k}_s)\mathbf{x}_n}$ , where  $\mathbf{k}_w$  is the  $\mathbf{k}$  vector of the write laser,  $\mathbf{k}_s$  is the  $\mathbf{k}$  vector of the detected Stokes photon, and  $\mathbf{x}_n$  is the position of the  $n$ -th atom. The phases in Eq. (1) thus correspond to the case  $\mathbf{k}_s = \mathbf{k}_w$ . Moreover in practice the amplitudes of the different terms may vary, depending on the laser profile and the shape of the atomic ensemble.

A remarkable feature of such collective excitations that is of great interest for practical applications is that they can be *read out* very efficiently by converting them into single photons that propagate in a well-defined direction, thanks to collective interference [2, 7, 8]. Resonant laser excitation of such a state on the  $s - e$  transition (the *read* laser pulse) leads to an analogous state with  $N - 1$  atoms in  $g$  and one delocalized excitation in  $e$ . All the terms in this state can decay to the initial state  $|g\rangle^{\otimes N}$  while emitting a photon on the  $e - g$  transition (the *Anti-Stokes* photon). If the phase matching condition  $\mathbf{k}_s + \mathbf{k}_{AS} = \mathbf{k}_w + \mathbf{k}_r$  is fulfilled, where  $\mathbf{k}_r$  is the  $\mathbf{k}$  vector of the read laser and  $\mathbf{k}_{AS}$  that of the Anti-Stokes photon, then the amplitudes corresponding to the various terms interfere constructively (provided that there are no other effects disturbing the interference, such as atomic motion or the effects studied in this paper, cf. below), leading to a very large probability amplitude for emission of the Anti-Stokes photon in the direction given by  $\mathbf{k}_w + \mathbf{k}_r - \mathbf{k}_s$ . For atomic ensembles that contain sufficiently many atoms, emission in this one direction can completely dominate all other directions. This allows a very efficient collection of the Anti-Stokes photon [7, 8].

Note that there is no such collective interference effect for the emission of the Stokes photon, since its emission by different atoms corresponds to orthogonal final states, e.g. the state  $|s\rangle|g\rangle\dots|g\rangle$  if the Stokes photon was emitted by the first atom etc. Full “which-way” information about the origin of the photon is thus stored in the atomic ensemble, making interference impossible [9]. As a consequence the total emission probability for the

Stokes photon is simply given by the sum of the emission probabilities for each atom, and there is no preferred direction of emission.

The creation of collective excitations via spontaneous Raman emission is usually analyzed theoretically under the assumption that the write pulse is far off-resonance [2, 10] (but see Section VI.B of Ref. [11]). Under this condition it is possible to adiabatically eliminate the excited state. However, in experiments the far off-resonance condition is frequently not fulfilled. From an experimental point of view it can be advantageous to approach resonance in order to increase the rate for the spontaneous Raman process or in order to avoid exciting nearby levels. For excitation relatively close to resonance it is no longer justified to eliminate the excited state. The precise frequency of the excited state then influences the dynamics [12], and it becomes important to consider the effects of inhomogeneous broadening of the transition between ground and excited state [13], which is significant in many experimental situations, e.g. for hot gases [14, 15, 16, 17], where the relevant mechanism is Doppler broadening. (Note that the effects of Doppler broadening are negligible in similar experiments with cold atomic gases [7, 8, 18].)

Inhomogeneous broadening will also be an essential factor in future experiments with solid-state atomic ensembles, in particular rare-earth doped crystals [19], where it is due to the crystal environment. These systems are otherwise very attractive candidates for realizing the DLCZ and similar protocols thanks to their excellent coherence properties. For example, storage times exceeding 1 second have already been demonstrated in such a system for coherent atomic excitations in  $s$  created via electromagnetically induced transparency [20], and light at the single-photon level has been stored and re-emitted using the “atomic frequency comb” protocol [21, 22]. Ref. [19] proposed to reduce the inhomogeneity in these solid-state systems via spectral tailoring techniques similar to those employed in light storage experiments [20, 21, 23]. However, such an approach greatly reduces the number of available atoms, making it much harder to write and read the atomic excitations efficiently.

Motivated by these considerations, we here analyze the creation of collective atomic excitations in inhomogeneous systems by spontaneous Raman emission without resorting to the usual adiabatic elimination of the excited state. This makes it possible to quantify the impact of near-resonance excitation in combination with inhomogeneous broadening on the *collectivity* of the created atomic excitation. We introduce the term *collectivity* for the fidelity of the created excitation with respect to the ideal state of Eq. (1). This quantifies the degree of collective interference that is possible when reading out a given atomic excitation. It is equal to one (corresponding to the possibility of perfect collective interference) for excitations that are created under far off-resonant conditions. It is reduced for near-resonant excitation in inhomogeneous systems. In such systems, atoms closer to reso-

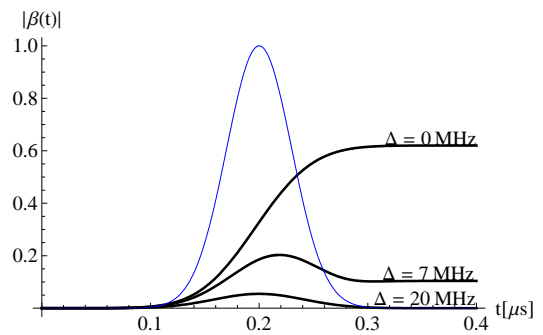


FIG. 2: Evolution of the absolute value of the excited state amplitude for a single atom (that starts out in the ground state) under pulsed excitation for different values of detuning  $\Delta$ . The fine line shows the exciting laser pulse  $\Omega(t)$ , which is a Gaussian centered at  $0.2 \mu\text{s}$  with FWHM pulse duration of  $0.1 \mu\text{s}$  and a maximum Rabi frequency of 1 MHz. The same pulse is used in the examples throughout the paper.

nance with the write laser will have a larger amplitude of emitting a Raman photon. Moreover for near-resonant (non-adiabatic) excitation the excited state plays a role in the Raman process, leading to phases that differ from atom to atom in inhomogeneous systems. These effects perturb the collective interference that is at the heart of the read-out process.

The main goal of our present work is the characterization of the collective atomic excitation that is created by the emission and detection of the Stokes photon, with a focus on *spectral* aspects due to near-resonant write excitation and inhomogeneous broadening. Spatial effects have previously been analyzed in detail in Ref. [10], and propagation effects for the Anti-Stokes photon in Ref. [11]. This paper is organized as follows. In section II we study spontaneous Raman emission for a single atom under pulsed excitation. We show that the amplitude for detecting a Stokes photon at a given time is proportional to the amplitude of the atom being in the excited state. In section III we show how the single-atom results can be used to quantify the collectivity for an inhomogeneously broadened atomic ensemble. In section IV we give numerical examples relevant to hot atomic gases and solid-state systems. Section V contains our conclusions and an outlook towards future work.

## II. SPONTANEOUS RAMAN EMISSION FOR A SINGLE ATOM UNDER PULSED EXCITATION

Let us first recall the well-known dynamics of a two-level system with levels  $e$  and  $g$  under pulsed excitation, cf. Fig. 2. Suppose that the system starts out in  $g$  and that it is excited by a pulse with Rabi frequency  $\Omega(t)$  that is detuned from resonance by  $\Delta$ . We focus on the case  $\int dt \Omega(t) < 1$  (moderate pulse area). Depending on the value of  $\Delta$  there are different regimes. For far off-resonance excitation,  $\Delta \gg \Omega(t)$ , the amplitude to be in

$e$  is well approximated by  $-\frac{\Omega(t)}{\Delta}$ , such that the system returns to  $g$  after the pulse. This is called the adiabatic regime, where the system always stays in the momentary lowest-energy eigenstate of the Hamiltonian, cf. the lowest curve in Fig. 2. For smaller values of  $\Delta$  the population in  $e$  attains a maximum during the pulse and then declines, but without returning exactly to zero, cf. the intermediate curve in Fig. 2. Finally, for resonant excitation the population in  $e$  increases monotonously for the whole duration (as long as one can neglect the spontaneous decay of the excited level), cf. the top curve in Fig. 2.

Now add a third level  $s$ . We are interested in spontaneous emission on the  $e-s$  transition. This means that we have to include a continuum of vacuum modes of the electro-magnetic field. We follow the Wigner-Weisskopf treatment of spontaneous emission [24]. The relevant states are now  $|g\rangle|0\rangle$ ,  $|e\rangle|0\rangle$ , where  $|0\rangle$  is the vacuum state of the field, and the set  $|s\rangle|1_\omega\rangle$ , where  $|1_\omega\rangle$  are a continuum of one-photon states labeled by the frequency  $\omega$ . For simplicity, and motivated by typical experiments, we focus on one specific direction of emission, treating the effect of the other modes globally as a contribution to the decay of the excited level  $e$ ; note that  $e$  can moreover also decay on the  $e-g$  transition.

Denoting the amplitudes of the states  $|g\rangle|0\rangle$ ,  $|e\rangle|0\rangle$  and  $|s\rangle|1_\omega\rangle$  by  $\alpha$ ,  $\beta$  and  $\gamma_\omega$  respectively, and the overall decay rate of  $e$  by  $\Gamma$ , the dynamical equations are

$$\dot{\alpha} = -i\Omega\beta \quad (2)$$

$$\dot{\beta} = -i\Omega\alpha - i\Delta\beta - \Gamma\beta - ig \sum_{\omega} \gamma_{\omega} \quad (3)$$

$$\dot{\gamma}_{\omega} = -ig\beta - i\omega\gamma_{\omega}. \quad (4)$$

The coupling constant  $g$  depends on the dipole moment of the  $e-s$  transition, but also on the quantization volume and on the solid angle of the mode under consideration. Its precise form is not important for our purposes here, cf. Ref. [24]. The solution of Eq. (4) is

$$\gamma_{\omega}(t) = -ig \int_0^t dt' e^{-i\omega(t-t')} \beta(t'). \quad (5)$$

Inserting this into Eq. (3) gives

$$\dot{\beta} = -i\Omega\alpha - i\Delta\beta - \Gamma\beta - g^2 \sum_{\omega} \int_0^t dt' e^{-i\omega(t-t')} \beta(t'). \quad (6)$$

Changing the order of summation and integration in the last term, and making a Wigner-Weisskopf type approximation,

$$\sum_{\omega} e^{-i\omega(t-t')} \propto \delta(t-t'), \quad (7)$$

we see that the modes under consideration just make a contribution to the overall decay term  $-\Gamma\beta$ , as was to be expected. The relative size of this contribution depends on the solid angle of the considered mode (and also on the

branching ratio between the  $e-g$  and  $e-s$  transitions). It is essentially negligible in typical experimental situations where the solid angle of collection is small. More interesting for our purposes is the effect of the detection of a Stokes photon at time  $t$ . Since the annihilation operator for the mode under consideration satisfies  $a = \sum_{\omega} a_{\omega}$  (in the Schrödinger picture), the amplitude for such a detection is

$$c(t) = \sum_{\omega} \gamma_{\omega}(t) = - \sum_{\omega} ig \int_0^t dt' e^{-i\omega(t-t')} \beta(t') \propto \beta(t), \quad (8)$$

where the equality follows from Eq. (5) and the proportionality from Eq. (7). This shows that the amplitude for detecting a Stokes photon is simply proportional to the amplitude of the atom being in the excited state. Below we will show that, as a consequence, the (numerical) solution of the two-level problem gives us all the information we need in order to study the collective interference. For a single atom, the atomic state conditional on detecting a Stokes photon is simply  $|s\rangle$  in the single-atom case. It is more interesting in the  $N$ -atom case below.

### III. COLLECTIVITY IN INHOMOGENEOUSLY BROADENED SYSTEMS

We now consider the situation where the laser pulse excites an ensemble of  $N$  atoms, which do not all have the same resonance frequency. Without the third level  $s$  one would have a time-dependent state

$$\prod_{n=1}^N (\alpha_n(t)|g\rangle_n + \beta_n(t)|e\rangle_n) \equiv \prod_{n=1}^N |G_n(t)\rangle. \quad (9)$$

We are interested in the case where there is a third level, but where the spontaneous emission of a photon on the  $e-s$  transition into the considered directional mode occurs with only a small probability. We then take into account only terms that correspond to a single emission. Detection of a single Stokes photon at time  $t$  creates a conditional state proportional to

$$c_1(t)|s\rangle|G_2(t)\rangle \dots |G_N(t)\rangle + \dots + c_N(t)|G_1(t)\rangle \dots |G_{N-1}(t)\rangle|s\rangle, \quad (10)$$

where for simplicity we again assume  $\mathbf{k}_S = \mathbf{k}_w$  (no phase factors). The key point is that the coefficients  $c_n(t)$  in Eq. (10) are given by the single-atom calculation described in the previous section. Eq. (8) shows that  $c_n(t)$  is in fact proportional to  $\beta_n(t)$ , which depends on the detuning of the corresponding ( $n$ -th) atom with respect to the laser. The collective atomic state is thus proportional to

$$\beta_1(t)|s\rangle|G_2(t)\rangle \dots |G_N(t)\rangle + \dots + \beta_N(t)|G_1(t)\rangle \dots |G_{N-1}(t)\rangle|s\rangle. \quad (11)$$

After the detection of the considered Stokes photon the states  $|G_n(t)\rangle$  will continue to evolve, and further photons will be emitted into other directional modes (let us recall

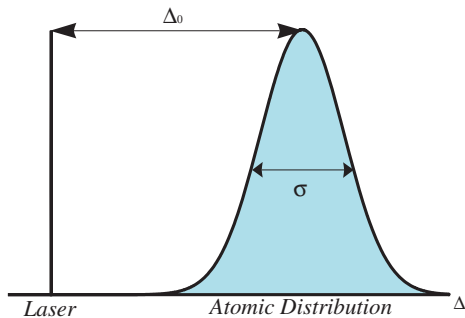


FIG. 3: We consider the situation where the energy of the excited state  $e$  is not the same for all the atoms in the ensemble, but has a Gaussian distribution with FWHM  $\sigma$ . We have chosen  $\sigma = 500$  MHz in all our examples. We denote the detuning of the write laser with respect to the center of this distribution by  $\Delta_0$ , which varies between 0 and 1.25 GHz in our examples.

that we are interested in the regime where the probability to emit another Stokes photon into the same mode is small). However, in the readout process the corresponding atomic excitations in  $s$  will just lead to the emission of additional Anti-Stokes photons in other, undetected directions. As long as the total number of excitations created in  $s$  is much smaller than the total number of atoms  $N$ , this has no significant effect on the collective interference in the readout process.

Neglecting the additional excitations in  $s$  discussed in the previous paragraph, the starting state for the readout is given by

$$\beta_1(t_S)|s\rangle|G_2(t_M)\rangle\dots|G_N(t_M)\rangle + \dots + \beta_N(t_S)|G_1(t_M)\rangle\dots|G_{N-1}(t_M)\rangle|s\rangle, \quad (12)$$

where  $t_S$  is the time when the Stokes photon was detected, whereas  $t_M$  is the memory time, i.e. the time when the excitation is read out, which may be much larger than  $t_S$ . For long enough  $t_M$ , depending on the lifetime of  $e$ , all the states  $|G_k\rangle$  will essentially be equal to  $|g\rangle$ . The state of the atomic excitation in  $s$  is then proportional to

$$\beta_1(t_S)|s\rangle|g\rangle\dots|g\rangle + \dots + \beta_N(t_S)|g\rangle\dots|g\rangle|s\rangle. \quad (13)$$

We define the *collectivity*  $C$ , which is a function of the time of emission of the Stokes photon  $t_S$ , as the fidelity of the (normalized) state of Eq. (13) with respect to the ideal state of Eq. (1).

#### IV. NUMERICAL RESULTS AND DISCUSSION

We will now consider concrete examples. It is convenient to approximate the distribution of frequencies of the  $N$  atoms by a continuous spectral distribution  $n(\Delta)$  with  $\int d\Delta n(\Delta) = N$ . We will assume a Gaussian distribution with FWHM  $\sigma$  for simplicity. We denote by  $\Delta_0$

the detuning of the laser with respect to the center of the atomic distribution, see Fig. 3.

The collectivity is then defined as

$$C(t_S) = \frac{|\int d\Delta n(\Delta)\beta(t_S, \Delta)|^2}{N \int d\Delta n(\Delta)|\beta(t_S, \Delta)|^2}, \quad (14)$$

where  $t_S$  is the time of emission of the Stokes photon as before. The relevant times are therefore those where Stokes photon emission is likely. As we have seen before, the Stokes emission probability for an atom with detuning  $\Delta$  at time  $t$  is proportional to the population in the excited state,  $|\beta(t, \Delta)|^2$ . Let us recall that the total emission probability for the Stokes photon can be obtained by summing this quantity over all atoms (there is no collective interference for the Stokes photon emission). It is thus of interest to consider the average excited state population

$$p_e(t) = \frac{1}{N} \int d\Delta n(\Delta)|\beta(t, \Delta)|^2. \quad (15)$$

The values of  $t_S$  that are likely to be observed are those for which  $p_e(t_S)$  is significant.

For the inhomogeneous broadening we choose  $\sigma = 0.5$  GHz, which is a realistic value both for hot gases [14, 15, 16, 17, 25] and for rare-earth doped crystals [26]. We furthermore choose  $\Omega(t)$  to have Gaussian temporal shape with a FWHM pulse duration of 0.1  $\mu$ s, centered at  $t = 0.2\mu$ s in the figures, and with a maximum Rabi frequency of 1 MHz (corresponding to  $2\pi \times 10^6$  rad/s), a choice that is again motivated both by existing hot gas experiments and by potential future experiments on rare-earth doped solids.

Figs. 4 and 5 show  $p_e(t)$  and  $C(t_S)$  respectively, for different values of  $\Delta_0$ . One sees the transition from the far-detuned (adiabatic) regime, where the population follows the Rabi pulse and the collectivity is high for emission times during the duration of the pulse, to the resonant regime, where the population no longer follows the pulse and the collectivity is low. The solid lines in the figures correspond to the case  $\Gamma = 0$  (negligible atomic decay), which is realistic for rare-earth doped solids, where typical excited state lifetimes are of order 100  $\mu$ s to 10 ns [26]. The dashed lines correspond to  $\Gamma = 5$  MHz, which is a typical value for hot gases. One sees that the collectivity is very similar in both cases, but it stays high a little longer after the pulse in the case with spontaneous decay. Intuitively, the decay of the collectivity after the pulse is due to the fact that Stokes emission for these times is dominated by non-adiabatic contributions (fluorescence) [12]. The spontaneous decay suppresses these contributions compared to the adiabatic ones (Raman scattering) and thus enhances the collectivity. For very early times ( $t_S < 0.02\mu$ s) there are oscillations in the collectivity which we ascribe to a beating between fluorescence and Raman scattering. However, the Stokes photon emission probability for these times is exceedingly low, cf. Fig. 4.

In the absence of other effects the collectivity of a given atomic excitation in  $s$  would remain unchanged once the

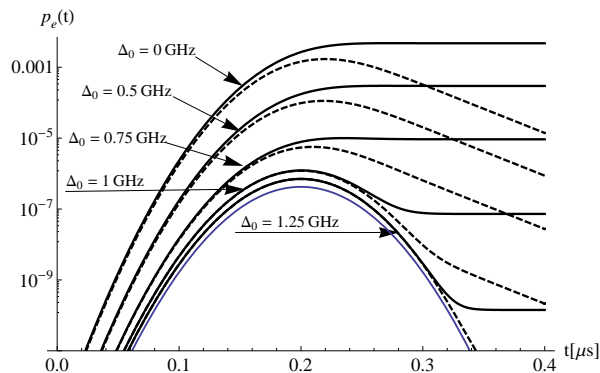


FIG. 4: The average excited state population  $p_e$  as a function of time for different values of  $\Delta_0$ . The probability of emitting a Stokes photon is proportional to this quantity. The detuning  $\Delta_0$  of the laser from the center of the atomic distribution takes the values 0, 0.5 GHz, 0.75 GHz, 1.0 GHz and 1.25 GHz from top to bottom. The solid lines correspond to a situation without spontaneous decay, the dashed lines to a decay rate  $\Gamma = 5$  MHz. The write pulse is the same as in Fig. 2. The blue bottom-most line shows the profile of the square of the Rabi frequency,  $\Omega^2(t)$ . One can see that  $p_e$  follows  $\Omega^2$  for large  $\Delta_0$ , in analogy with the single-atom situation of Fig. 2.

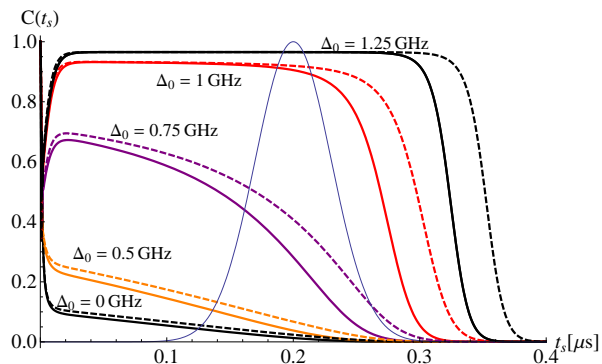


FIG. 5: Collectivity of the created atomic excitation in  $s$  as a function of the time of emission of the Stokes photon  $t_s$  for different values of  $\Delta_0$ , for  $\Gamma = 0$  (full lines) and  $\Gamma = 5$  MHz (dashed lines). The pulse and inhomogeneous distribution are the same as in Fig. 4. The square of the Rabi frequency  $\Omega^2(t)$  is shown as a fine blue line. One can see that a detuning  $\Delta_0 = 1.25$  GHz is sufficient to have excellent collectivity for all relevant values of  $t_s$ .

excitation has been created via the emission of the Stokes photon. In practice it will decay on a timescale given by the spin coherence time characterizing the atomic ensemble, which can be very long for solid-state ensembles [20]. The spin transition  $g - s$  can also be inhomogeneously broadened in these systems, however the associated dephasing can be compensated using spin echo techniques, which have already allowed the demonstration of coherence times as long as 30 seconds [27]. In the case of hot gases the storage time is also limited by the motion of the atoms [14, 15, 16].

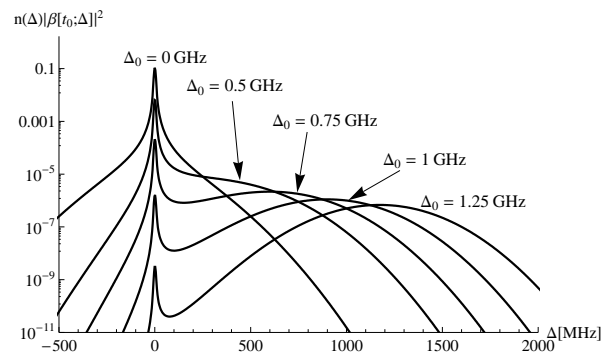


FIG. 6: The quantity  $n(\Delta)|\beta(t_0, \Delta)|^2$  at  $t_0 = 0.2\mu s$  (at the center of the pulse) as a function of  $\Delta$ , showing which atomic frequencies contribute significantly to the emission of the Stokes photon, and thus to the atomic excitation created in  $s$ . The laser frequency is defined to be  $\Delta = 0$ . The center frequency of the atomic distribution takes the same values as in Figs. 4 and 5. The contribution from the resonant atoms (fluorescence) dominates for small values of  $\Delta_0$ , but becomes negligible compared to the contribution from the bulk of the atomic distribution (Raman scattering) for large  $\Delta_0$ .

Fig. 6 shows the quantity  $n(\Delta)|\beta(t_0, \Delta)|^2$  as a function of  $\Delta$  for  $t_0 = 0.2\mu s$ , i.e. at the center of the pulse. This permits one to see which frequency classes of atoms contribute significantly to the Stokes emission, and thus to the collective atomic excitation in  $s$  that is created, for the different values of  $\Delta_0$ . One sees that for small  $\Delta_0$  only the atoms that are resonant with the laser contribute significantly. On the other hand for large  $\Delta_0$  the broad contribution from the bulk of the atomic distribution becomes much more important than that of the resonant atoms (because there are so few of the latter). This is consistent with the results for the collectivity shown in Fig. 5. Intuitively, the sharp feature on resonance corresponds to fluorescence, whereas the broad off-resonant contribution corresponds to Raman scattering [12].

## V. CONCLUSIONS AND OUTLOOK

We showed how one can quantify the collectivity of atomic excitations created by spontaneous Raman emission in inhomogeneous ensembles, based essentially on simple calculations for a two-level system in combination with suitable averages over the inhomogeneous atomic spectral distribution. We found that quite moderate detuning (of the order of twice the inhomogeneous broadening) is already enough to be in the regime of high collectivity, where collective interference effects are as strong as in homogeneous systems. This is encouraging for future experiments in solid-state systems. It is worth mentioning that these results are in good correspondence with the conditions used in practice in hot gas experiments [14, 15, 16]. Of course the precise shape (not just the width) of the atomic distribution has to be taken into account for any given experiment. Note that

we have assumed that the inhomogeneous distribution is static, which is an excellent approximation for solid-state atomic ensembles. In hot gases collisions cause frequency changes, which become particularly important for longer write pulses.

In this paper we have focused on the creation of an atomic excitation in  $s$ , i.e. the write process of the DLCZ protocol. The readout is a priori more complicated because the Anti-Stokes emission exhibits collective interference (and thus seems to be less amenable to a single-atom based treatment), and because the Anti-Stokes photon can be reabsorbed by the ensemble, in contrast to the Stokes photon which couples to an essentially unpopulated transition. However it should be possible to extend the present approach to a detailed study of the readout as well. The simplest case is a short, intense  $\pi$  read pulse that excites all atoms from  $s$  to  $e$  simultaneously, as described in the introduction. Once the excitation has thus been transferred to the excited state  $e$ , the problem is equivalent to the two-level situation studied e.g. in Refs. [22, 28] and should thus be solvable using the same techniques based on the Maxwell-Bloch equations for inhomogeneous systems. Note that efficient readout of excitations in  $e$  is possible in inhomogeneous, absorbing systems even in the absence of control beams, if appropriate phase matching conditions are fulfilled [22, 28]. These calculations are typically done in a one-dimensional approximation, which should well describe situations where write and read pulse, Stokes

photon and Anti-Stokes photon all propagate along the same axis (in forward or backward direction). However, it may also be possible to extend the three-dimensional descriptions of Refs. [10, 29] to the inhomogeneous case.

In practice, short  $\pi$  pulses can be hard to implement due to laser power limitations and due to the risk of inducing unwanted transitions to nearby levels. It is therefore of great interest to investigate alternative readout schemes using chirped pulses. This requires a detailed study of the impact of such excitation schemes on the phases in the collective excitation. EIT effects during the read pulse may also play a role in such a scenario [11]. EIT in inhomogeneous systems has been studied e.g. in Refs. [30, 31].

Let us finally note that inhomogeneous broadening can also have desirable effects. In the context of quantum memory protocols it should allow the efficient implementation of temporal multiplexing [22]. Such “multi-mode memories” promise great speedups in the context of quantum repeater protocols [32]. It is a fascinating question whether a similar enhancement is possible for the DLCZ protocol.

We thank P. Sekatski for useful comments. This work was supported by the EU through the Integrated Project *Qubit Applications* and the Swiss National Foundation through the NCCR *Quantum Photonics*. C.O. was furthermore supported by the Spanish Ministerio de Educación y Ciencia (Juan de La Cierva).

- 
- [1] H.-J. Briegel, W. Dür, J. I. Cirac, and P. Zoller, *Phys. Rev. Lett.* **81**, 5932 (1998).
- [2] L.-M.Duan, M.D. Lukin, J.I. Cirac, and P. Zoller, *Nature* **414**, 413 (2001).
- [3] L. Jiang, J.M. Taylor, and M.D. Lukin, *Phys. Rev. A* **76**, 012301 (2007).
- [4] B. Zhao *et al.*, *Phys. Rev. Lett.* **98**, 240502 (2007)
- [5] Z.-B. Chen *et al.*, *Phys. Rev. A* **76**, 022329 (2007).
- [6] N. Sangouard *et al.*, *Phys. Rev. A* **77**, 062301 (2008).
- [7] J. Laurat *et al.*, *Opt. Express* **14**, 6912 (2006).
- [8] J. Simon, H. Tanji, J.K. Thompson, and V. Vuletić, *Phys. Rev. Lett.* **98**, 183601 (2007).
- [9] M.O. Scully and M.S. Zubairy, *Science* **301**, 181 (2003).
- [10] L.-M.Duan, J.I.Cirac, and P.Zoller, *Phys. Rev. A* **66**, 023818 (2002).
- [11] P. Kolchin, *Phys. Rev. A* **75**, 033814 (2007).
- [12] E. Courtens and A. Szöke, *Phys. Rev. A* **15**, 1588 (1977).
- [13] In homogeneous systems the collectivity is not affected by excitation close to resonance. However, the excitation has to be sufficiently weak in order to avoid the emission of multiple Stokes photons into the same spatial mode.
- [14] C.H. van der Wal *et al.*, *Science* **301**, 196 (2003).
- [15] M.D. Eisaman *et al.*, *Phys. Rev. Lett.* **93**, 233602 (2004).
- [16] M.D. Eisaman *et al.*, *Nature* **438**, 837 (2005).
- [17] S. Manz, T. Fernholz, J. Schmiedmayer, and J.-W. Pan, *Phys. Rev. A* **75**, 040101(R) (2007).
- [18] See e.g. A. Kuzmich *et al.*, *Nature* **423**, 731 (2003); B. Zhao *et al.*, *Nature Physics* **5**, 95 (2009); R. Zhao *et al.*, *Nature Physics* **5**, 100 (2009).
- [19] M.D. Eisaman *et al.*, *Proc. of SPIE* **6780**, 67800K (2007).
- [20] J.J. Longdell, E. Fraval, M.J. Sellars, and N.B. Manson, *Phys. Rev. Lett.* **95**, 063601 (2005).
- [21] H. de Riedmatten *et al.*, *Nature* **456**, 773 (2008).
- [22] M. Afzelius, C. Simon, H. de Riedmatten, and N. Gisin, arXiv:0805.4164 (2008).
- [23] A.L. Alexander, J.J. Longdell, M.J. Sellars, and N.B. Manson, *Phys. Rev. Lett.* **96**, 043602 (2006); G. Hétet *et al.*, *Phys. Rev. Lett.* **100**, 023601 (2008).
- [24] M.O. Scully and M.S. Zubairy, *Quantum Optics* (Cambridge University Press, Cambridge, 1997), chapter 6.
- [25] M.M. Kash *et al.*, *Phys. Rev. Lett.* **82**, 5229 (1999).
- [26] R.M. Macfarlane, *Journal of Luminescence* **100**, 1 (2002).
- [27] E. Fraval, M.J. Sellars, and J.J. Longdell, *Phys. Rev. Lett.* **95**, 030506 (2005).
- [28] N. Sangouard, C. Simon, M. Afzelius, and N. Gisin, *Phys. Rev. A* **75**, 032327 (2007).
- [29] M.W. Sørensen and A.S. Sørensen, *Phys. Rev. A* **77**, 013826 (2008).
- [30] E. Kuznetsova, O. Kocharovskaya, P. Hemmer, and M.O. Scully, *Phys. Rev. A* **66**, 063802 (2002).
- [31] A.V. Gorshkov, A. André, M.D. Lukin, and A.S. Sørensen, *Phys. Rev. A* **76**, 033806 (2007).
- [32] C. Simon *et al.*, *Phys. Rev. Lett.* **98**, 190503 (2007).