

Voltage-tunable lateral shifts of ballistic electrons in semiconductor quantum slabs

Xi Chen^{1*}, Yue Ban¹, and Chun-Fang Li[†]

¹ *Department of Physics, Shanghai University, Shanghai 200444, People's Republic of China*

It is investigated that the lateral shifts of the ballistic electrons transmitted through a semiconductor quantum slabs can be negative as well as positive, which are analogous to the anomalous lateral shifts of the transmitted light beam through a dielectric slab. The necessary condition for the shift to be negative is advanced. It is shown that the lateral shifts depend not only on the structure parameters of semiconductor quantum slab, but also on the incidence angle and the incident energy. Numerical calculations further indicate that the lateral shifts can be tuned from negative to positive by the external applied electric field. The voltage-tunable lateral shifts may lead to potential applications in quantum electronic devices.

PACS numbers: 73.23.Ad, 42.25.Gy, 73.63.Hs

I. INTRODUCTION

The analogies between phenomena occurring in two different physical systems open a route to find new effects or to translate solution on techniques or devices, and quite often help to understand both systems better [1]. In particular, electronic analogues of many optical behaviors such as reflection, refraction [2, 3], focusing [4, 5, 6], collimation [7], and interference [8, 9, 10] have been achieved in two-dimensional electron gas (2DEG) enabling the systems as a basic platform to study foundation problems in quantum mechanics [11, 12] as well as quantum information processing [13]. The close relation between optics and electronics result from the fact that the electrons act as wave due to the ballistic transport properties of a highly mobility 2DEG created in semiconductor heterostructures [14]. As a result, there is growing interest in the design and development of devices based on electron wave propagation, which have given rise to a research field described as electron wave optics [15, 16, 17].

Among those electric-optic analogies, the electric analogue of Goos-Hänchen (GH) effect have attracted much attention in recent years [18, 19, 20, 21, 22], because of its practical significance in design of many new quantum electron devices. In 1993, Gaylord *et al.* [18] once showed that the ballistic electrons totally reflected from a potential-energy/effective-mass interface experience a lateral shift from the position predicted by electron wave optics. This phenomenon is known as GH effect in optics [23]. Very recently, Zhao and Yelin [19] have shown that, based on the electronic counterpart to the trapped rainbow effect in optics [24], the interplay GH effect and negative refraction [25] in graphene leads to the coherent graphene devices, such as movable mirrors, buffers and memories. Beenakker *et al.* [20] have further found that the GH effect at a n - p interface in graphene doubles the degeneracy of the lowest propagating mode, which

can be observed as a stepwise increase by $8e^2/h$ of the conductance with increasing channel width. As a matter of fact, the GH shifts for matter wave [26, 27] and even relativistic Dirac electrons [28, 29] have been considered previously. However, it is shown that the electric GH shift in total reflection is only about the order of the electron wavelength. The smallness of the GH shift has impeded its direct measurement and applications. In previous paper, we found that the lateral shifts of ballistic electrons in a semiconductor quantum barrier can be enhanced by transmission resonance, and are always positive [21]. It is further shown that the tunable lateral shifts in magnetic-electric nanostructure have some significant applications in spin filter and spin beam splitter [22].

In present paper, we will investigate that the lateral shift of ballistic electrons transmitted through a semiconductor quantum well [3, 18], acting as electron wave slab, can be negative as well as positive. The necessary condition for the lateral shift to be negative is given. The negative lateral shift presented here is similar to but different from a phenomenon of electronic negative refraction [25, 30]. Actually, the negative lateral shift is the electronic analogue to the negative lateral shift of a light beam transmitted through a dielectric slab [31]. More importantly, it is found that the lateral shifts in a fixed semiconductor heterostructure can be modulated from negative to positive by the external applied electric field. This leads to some interesting applications in quantum electronic devices such as beam spatial modulation, beam splitter, and wave vector or energy filter.

II. LATERAL SHIFTS IN SEMICONDUCTOR QUANTUM SLAB

Consider ballistic electrons with the energy E is incident obliquely upon a two-dimensional semiconductor quantum well, extending from 0 to a , as shown in Fig. 1, where $V_2 < V_1$, and V_2 and V_1 are the depth of potential well and the values of the potential energies on its two sides, respectively. The corresponding electron effective masses are m_1^* and m_2^* . The wave function of an inci-

*Email address: xchen@shu.edu.cn

†Email address: cfli@shu.edu.cn

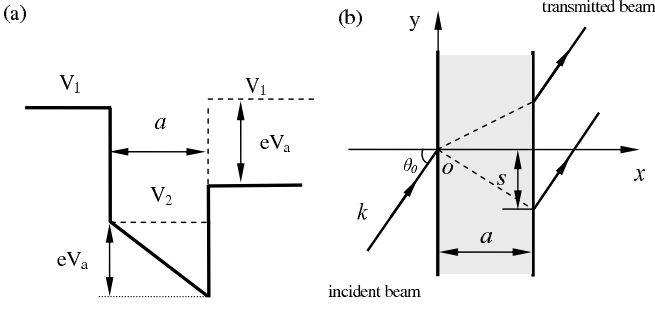


FIG. 1: Schematic diagram of positive and negative lateral shifts of ballistic electrons propagating obliquely through a quantum slab, corresponding to a two-dimensional semiconductor potential well under external applied electric field.

dent electron beam can be expressed in terms of plane wave components as $\Psi_i(x, y) = \int_{-k}^k A(k_y) \exp[i(k_x x + k_y y)] dk_y$, where $\vec{k} = (k_x, k_y) = (k \cos \theta, k \sin \theta)$, $k = [2m_1^*(E - V_1)]^{1/2}/\hbar$, \hbar is defined by Planck constant h divided by 2π , θ stands for the incident angle of the plane wave component under consideration, and $A(k_y)$ is the amplitude angular-spectrum distribution of electron beam. If the angular spectral distribution $A(k_y)$ is sharp enough, the wave function can be rewritten as

$$\Psi_i(x, y) = \int_{-\infty}^{\infty} A(k_y) \exp[i(k_x x + k_y y)] dk_y. \quad (1)$$

For a Gaussian-shaped incident beam whose peak is assumed to be located at $x = 0$,

$$\Psi_i(x = 0, y) = \exp\left(-\frac{y^2}{2w_y^2}\right) \exp(ik_{y0}y), \quad (2)$$

its angular spectral distribution is also a Gaussian function, $A(k_y) = w_y \exp[-(w_y^2/2)(k_y - k_{y0})^2]$, around its central $k_{y0} = k \sin \theta_0$, $w_y = w_0/\cos \theta_0$, w_0 is the width of the beam at waist. For an incident plane wave component $\exp[i(k_x x + k_y y)]$, letting be $T(k_y) \exp\{i[k_x(x - a) + k_y y]\}$ the corresponding transmitted plane wave component, the transmitted beam at $x = a$ can be expressed by,

$$\Psi_t(a, y) = \int_{-\infty}^{\infty} T(k_y) A(k_y) \exp(ik_y y) dk_y, \quad (3)$$

where the transmission coefficient $T(k_y) = e^{i\phi}/g$ is determined by the following complex number,

$$ge^{i\phi} = \cos k'_x a + \frac{i}{2} \left(\frac{m_2^* k_x}{m_1^* k'_x} + \frac{m_1^* k'_x}{m_2^* k_x} \right) \sin k'_x a,$$

so that the phase shift can be expressed by

$$\tan \phi = \frac{1}{2} \left(\frac{m_2^* k_x}{m_1^* k'_x} + \frac{m_1^* k'_x}{m_2^* k_x} \right) \tan k'_x a, \quad (4)$$

where $k'_x = k' \cos \theta'$, $k' = [2m_2^*(E - V_2)]^{1/2}/\hbar$, and θ' is determined by Snell's law for electron wave, $\sin \theta'/\sin \theta = [m_1^*(E - V_1)/m_2^*(E - V_2)]^{1/2}$. For a well collimated beam, the lateral shift of the ballistic electrons in transmission the quantum slab is defined as $-\partial\phi/\partial k_{y0}$ [18, 21], according to the stationary phase method [32], and is thus given by

$$s = \frac{s_g}{2g_0^2} \left[\left(\frac{m_2^* k_{x0}}{m_1^* k'_{x0}} + \frac{m_1^* k'_{x0}}{m_2^* k_{x0}} \right) - \left(1 - \frac{k'_{x0}}{k_{x0}} \right) \left(\frac{m_2^* k_{x0}}{m_1^* k'_{x0}} - \frac{m_1^* k'_{x0}}{m_2^* k_{x0}} \right) \frac{\sin 2k'_{x0}a}{2k'_{x0}a} \right], \quad (5)$$

where $k'_{x0} = k' \cos \theta'_0$, θ'_0 is determined by Snell's law for electron wave, $\sin \theta'_0/\sin \theta_0 = [m_1^*(E - V_1)/m_2^*(E - V_2)]^{1/2}$, $s_g = a \cdot \tan \theta'_0$ is the geometrical shift predicted by electron wave optics, and $|T_0|^2 = 1/g_0^2$ is the transmission probability, which is closely related to the measurable ballistic conductance G , according to the well-known Landauer-Büttiker formula [33]. It is noted that the subscript 0 in this paper denotes the values taken at $k_y = k_{y0}$, namely $\theta = \theta_0$. It is clear that the lateral shift s is modulated by the transmission probability as is indicated in Eq. (5), thus is in general different from s_g . More interestingly, when the necessary condition

$$\frac{m_2^* k_{x0}}{m_1^* k'_{x0}} + \frac{m_1^* k'_{x0}}{m_2^* k_{x0}} < \left(1 - \frac{k'_{x0}}{k_{x0}} \right) \left(\frac{m_2^* k_{x0}}{m_1^* k'_{x0}} - \frac{m_1^* k'_{x0}}{m_2^* k_{x0}} \right), \quad (6)$$

since $\sin 2k'_{x0}a/2k'_{x0}a \leq 1$, the lateral shift can be negative when the restriction to the incidence angle θ_0 ,

$$\cos \theta_0 < \left[\frac{m_2^*(E - V_2)/m_1^*(E - V_1) - 1}{1 + (m_2^*/m_1^*)^2} \right]^{1/2} \equiv \cos \theta_t, \quad (7)$$

is satisfied. This means that if θ_0 is larger than the threshold angle θ_t , one can always find a thickness a of the quantum wells where the lateral shift of the transmitted beam is negative. Moreover, it is clearly seen that when the incident energy is in the region of

$$V_1 < E < E_c \equiv \frac{m_1^* V_1 - m_2^* V_2}{m_1^* - m_2^*}, \quad (8)$$

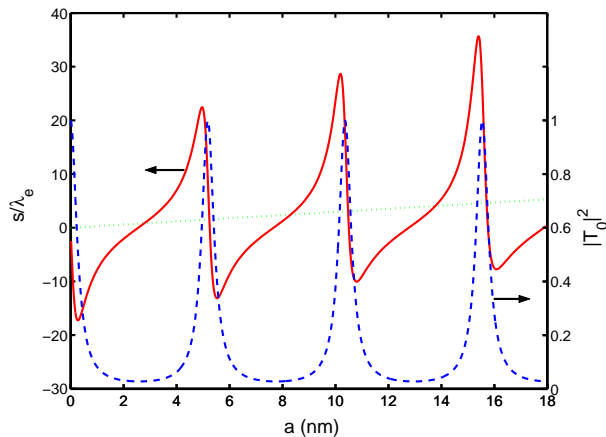


FIG. 2: (Color online) Dependence of the lateral shift (solid curve) and transmission probability (dashed curve) on the width a of the quantum slab, where $V_1 = 231.92meV$, $V_2 = 0$, $m_1^* = 0.092m_0$, $m_2^* = 0.067m_0$, $E = 300meV$ ($E_c = 856meV$), and $\theta_0 = 80^\circ$ ($\theta_t = 46.1^\circ$). The dotted curve represents the lateral displacement predicted from electron wave optics, s_g .

that is, $m_2^*(E - V_2)/m_1^*(E - V_1) > 1$, the necessary condition (7) is satisfied, so that the lateral shift of ballistic electrons in the quantum slab can be negative as well as positive. On the contrary, the lateral shifts in the case of $E > E_c$ are always positive, since the necessary condition (7) is invalid. In fact, when the semiconductor quantum barrier ($V_2 > V_1$) is considered, the critical angle for total reflection is defined as,

$$\theta_c = \sin^{-1} \sqrt{\frac{m_2^*(E - V_2)}{m_1^*(E - V_1)}}, \quad V_2 < E < E_c, \quad (9)$$

Thus, the lateral shifts are always positive, as discussed in Ref. [21]. More interestingly, when E is larger than the critical energy E_c , we have critical angle $\pi/2$, that is, the ballistic electrons can traverse through the quantum barrier at any incidence angle. In this case, the quantum barrier behaves as quantum slab for $V_1 < E < E_c$ [18], thus the lateral shifts can be negative under the condition (7).

To illustrate the negative lateral shifts of ballistic electrons, the example semiconductor quantum well consisting of $Ga_{1-x}Al_xAs/GaAs/Ga_{1-x}Al_xAs$. The potential energies in the three regions of the quantum well are given by the conduction band edge as $V_1 = A\chi$, $V_2 = 0$ and $A = 773.1meV$ (in which the conduction band discontinuity has been taken to be 60% of the energy gap change). The corresponding effective electron mass is $m_1^* = (B + C\chi)m_0$, where m_0 is the free electron mass, $B = 0.067$ and $C = 0.083$ [18]. Fig. 2 shows the typical dependence of the lateral shift (solid curve) and transmission probability (dashed curve) on the width a in semiconductor quantum well $Ga_{0.7}Al_{0.3}As/GaAs/Ga_{0.7}Al_{0.3}As$, where $V_1 = 231.92meV$, $V_2 = 0$, $m_1^* = 0.092m_0$, and $m_2^* = 0.067m_0$, the incidence energy is $E = 300meV$ ($E_c =$

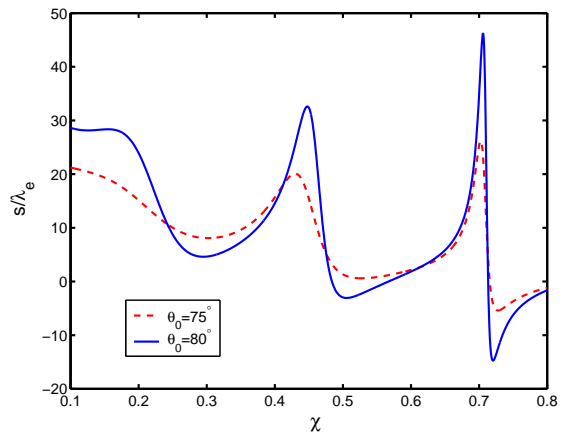


FIG. 3: (Color online) Dependence of the lateral shift on the physical parameter χ of the semiconductor quantum slab at different incidence angles, where $V_1 = A\chi$, $m_1^* = (B + C\chi)m_0$, $E = 600meV$, $a = 10nm$, and other physical parameters are the same as in Fig. 2.

$856meV$), the incidence angle is 80° , s is in units of the wave length of free electron, $\lambda_e = h/\sqrt{2m_0E}$, and the dotted curve represents the lateral displacement predicted from electron wave optics, s_g . It is clear that the lateral shift s is quite different from the lateral displacement predicted from electron wave optics, and can be negative. The negative shift is similar to but different from the negative refraction of ballistic electrons in graphene [25] or metamaterial [30]. This phenomenon results from the destructive and constructive interference of the electron waves due to the multiple reflections and transmissions inside the slab. As a matter of fact, the inequality (6) is required for the lateral shift to be negative. Since the function $\sin 2k'_{x0}a/2k'_{x0}a$ decreases rapidly with increasing $k'_{x0}a$, the width of the potential well should be of the order of π/k'_{x0} , that is, the order of the wavelength λ_e , so as to make the negative lateral shift significantly large. As a result, the necessary condition for the width of quantum slab [21]

$$a \ll a_c \equiv \frac{w_0}{2 \cos \theta_0 \tan \theta'_0}, \quad (10)$$

holds for the incident beam, the whole transmitted beam will maintain the shape of incident beam with negative lateral shift, that is to say, the stationary phase method is valid when the condition (10) is satisfied.

It should be pointed out that the physical structure of semiconductor quantum well has great impact on the lateral shift. Fig. 3 shows the dependence of the lateral shift on the parameter χ of the semiconductor quantum slab at different incidence angles, where $V_1 = A\chi$, $m_1^* = (B + C\chi)m_0$, $E = 600meV$, $a = 10nm$, and other physical parameters are the same as in Fig. 2. It is shown that the absolute value of lateral shift can be enhanced by increasing the physical parameter χ , which corresponds to the increase of the effective mass and potential energies

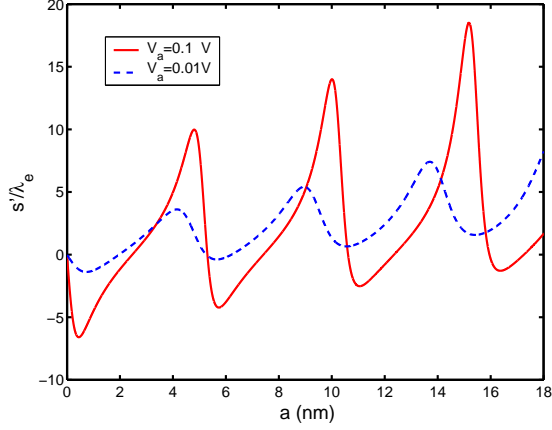


FIG. 4: (Color online) Dependence of the lateral shift on the width a of the quantum slab, where $V_a = 0.1V$ (solid curve) and $V_a = 0.01V$ (dashed curve), and the other physical parameters are the same as in Fig. 2.

in the two sides of quantum slab. In addition, Eq. (5) also indicates that the negative lateral shift also depends on the angle of incidence and the incident energy. Thus, the spatial location of the transmitted ballistic electrons can be altered by the negative and positive lateral shifts which can be easily controlled by the incidence angle or the incidence energy. In what as follows we will emphasize the modulation of the lateral shifts in a fixed semiconductor quantum structure by external electric field.

III. MODULATION BY EXTERNAL APPLIED ELECTRIC FIELD

In this section, we will focus on the control of the lateral shifts, taking account into imposing external electric field on the semiconductor quantum slab as shown in Fig. 1(a). For a plane wave component $\exp[i(k_x x + k_y y)]$ of the incident ballistic electrons, the corresponding transmitted plane wave is given by $T'(k_y) \exp\{i[k'_x(x-a) + k_y y]\}$ in this case, where $k' = [2m_1^*(E - V_1 + eV_a)]^{1/2}/\hbar$. Because the system is translationally invariant along the y direction, the wave function in the region of the quantum well under applied electric field can be expressed as $\Psi(x, y) = \psi(x)e^{ik_y y}$, where the longitudinal wave packet is determined by,

$$\frac{\partial^2 \psi(x)}{\partial x^2} + \frac{2m_2^*}{\hbar^2} \left(E_x - V_2 + \frac{eV_a x}{a} \right) \psi(x) = 0, \quad (11)$$

where $E_x = \hbar^2 k_x^2 / 2m_2^*$ is the longitudinal energy and V_a is the applied biased voltage. The solutions of the above Schrödinger equation are the well-known linearly independent Airy functions $Ai(\eta)$ and $Bi(\eta)$ [34], that is $\psi(x) = MAi(\eta) + NBi(\eta)$, where

$$\eta = \left(-\frac{2m_1^* eV_a}{a\hbar^2} \right)^{1/3} \left[\frac{a}{eV_a} (E_x - V_2) + x \right].$$

Combining the boundary conditions, we can finally obtain the transmission coefficient $T'(k_y) = e^{i\phi'}/g'$ determined by the following complex number

$$g' e^{i\phi'} = \frac{1}{2\gamma} \left[\left(\mu + \frac{k'_x}{k_x} \nu \right) + i \left(\frac{m_2^* k'_x}{m_1^* \kappa} \alpha + \frac{m_1^* \kappa}{m_2^* k_x} \beta \right) \right],$$

so that

$$\tan \phi' = \left(\frac{m_2^* k'_x}{m_1^* \kappa} \alpha + \frac{m_1^* \kappa}{m_2^* k_x} \beta \right) / \left(\mu + \frac{k'_x}{k_x} \nu \right), \quad (12)$$

where

$$\begin{aligned} \alpha &= Ai(0)Bi(a) - Ai(a)Bi(0), \\ \beta &= Ai'(0)Bi'(a) - Ai'(a)Bi'(0), \\ \mu &= Ai(0)Bi'(a) - Ai'(a)Bi(0), \\ \nu &= Ai(a)Bi'(0) - Ai'(0)Bi(a), \\ \gamma &= Ai(a)Bi'(a) - Ai'(a)Bi(a), \\ \kappa &= [(-2m_2^* eV_a)/(a\hbar^2)]^{1/3}, \end{aligned}$$

$Ai(0)[Bi(0)]$, $Ai(a)[Bi(a)]$, $Ai'(0)[Bi'(0)]$, and $Ai'(a)[Bi'(a)]$ are the values of Airy functions $Ai(\eta)[Bi(\eta)]$ and their derivations with respect to η at $x = 0$ and $x = a$, respectively. According to the stationary phase method discussed above, the lateral shift of the ballistic electrons transmitted through a quantum slab under applied electric field is thus given by $s' = -d\phi'/dk_{y0}$. By numerical calculations, Fig. 4 shows the lateral shifts of the ballistic electrons transmitted through a quantum slab under an external applied electric field V_a , where $V_a = 0.1V$ (solid curve), $V_a = 0.01V$ (dashed curve), and the other physical parameters are the same as in Fig. 2. It is shown that the lateral shifts with biased voltage can also be negative as well as positive in the same way as those in absence of external applied electric field.

Next, we will discuss in detail on the effect of external applied electric field on the lateral shift. Fig. 4 shows the dependence of the lateral shift s' on the width a of the semiconductor quantum slab under different applied electric fields. It is clearly seen that the lateral shifts changes dramatically when the biased voltage V_a increases. In Fig. 5, the lateral shift can tuned from negative to positive under some conditions. It is further shown that it is more feasible to control the lateral shift by external applied electric field with increasing the width a of the semiconductor quantum slab. In Ref. [22], it has been shown that there exists a large negative lateral shift in magnetic-electric nanostructure. However, as in many previous proposals [21, 22], the positive or negative lateral shifts of the ballistic electrons cannot be manipulated once one chooses the quantum semiconductor structure. Here we use the applied electric field to realize the modulation of the lateral shifts in a fixed semiconductor quantum well. Thus, it is a very useful and powerful way to control the spatial beam location of the ballistic electrons, which may lead to the potential applications in

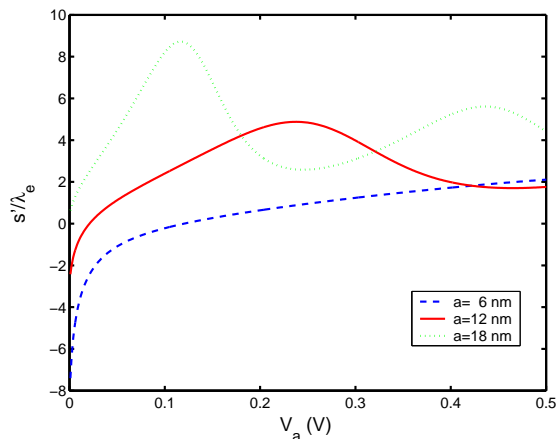


FIG. 5: (Color online) Dependence of the lateral shift on the external applied electric field, where $a = 6nm$ (dashed curve), $a = 12nm$ (solid curve), $a = 18nm$ (dotted curve), and the other physical parameters are the same as in Fig. 2.

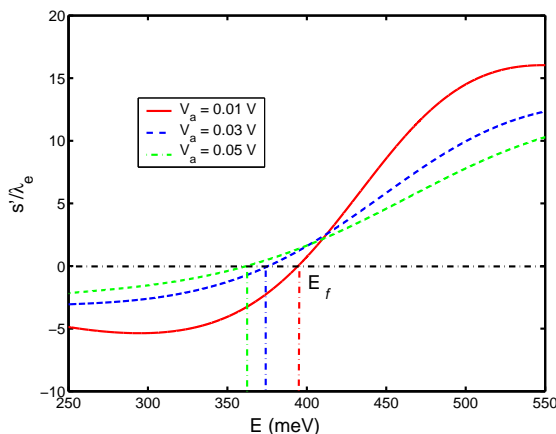


FIG. 6: (Color online) Dependence of the lateral shift on the incident energy under the different external applied electric fields, where $a = 6nm$, $V_a = 0.01V$ (solid curve), $V_a = 0.03V$ (dashed curve), $V_a = 0.05V$ (dash-dotted curve), and the other physical parameters are the same as in Fig. 2.

quantum electric devices, such as electric spatial modulation, beam splitter, and electron wave vector or energy filter [35].

Finally, we have a brief look at the applications of tunable lateral shifts in various quantum electric devices. To this end, we represent an example of the spatial beam modulation and energy filter based on the voltage-tunable lateral shifts, as shown in Fig. 6, where $a = 6nm$, $V_a = 0.01V$ (solid curve), $V_a = 0.03V$ (dashed curve), $V_a = 0.05V$ (dash-dotted curve), and the other physical parameters are the same as in Fig. 2. Fig. 6 shows that

the different incident energies of ballistic electrons correspond to their different lateral shifts in transmission. So the spatial beam location can be modulated by the incident energy under the different external applied electric fields. In addition, it is also shown in Fig. 6 that the lateral shift is positive for $E > E_f$, while it is negative for $E < E_f$. Furthermore, the threshold of energy E_f corresponding to the lateral shift $s' = 0$, which is measured by the spatial location $y = 0$, can be controlled by the biased voltage V_a . Therefore, the energies of incidence electrons can be easily chosen by the positive or negative lateral shifts, which results in the energy filter. As a result, the quantum devices such as spatial modulation, beam splitter, and wave vector or energy filter can be realized by the controllable negative and positive lateral shifts, because of their dependence on incident energy and incidence angle.

IV. SUMMARY

In conclusion, the lateral shifts of the ballistic electrons transmitted through a semiconductor quantum well can be positive as well as negative. The necessary condition (7) is advanced here for the shift to be negative. The negative and positive lateral shifts, which is similar to but different from the negative refraction for ballistic electron, are analogous to those of the light beam transmitted through a dielectric slab. This semiconductor quantum slab discussed here behaves as the Fabry-Perot-type interferometer for ballistic electrons in the literature [9]. Therefore, the anomalous lateral shifts can be understood from the destructive and constructive interference due to the multiple reflections and transmissions inside the quantum slab. More importantly, the lateral shifts can be tuned from negative to positive when the external electric field is applied in a fixed semiconductor quantum structure. In a word, with development of semiconductor technology, the tunable lateral shifts of ballistic electrons may lead to the potential applications in various quantum electric devices.

Acknowledgments

This work was supported in part by the National Natural Science Foundation of China (60806041, 60877055), the Shanghai Rising-Star Program (08QA14030), the Science and Technology Commission of Shanghai Municipal (08JC14097), the Shanghai Educational Development Foundation (2007CG52), and the Shanghai Leading Academic Discipline Program (S30105).

[1] *Quantum-Classical Analogies*, edited by D. Dragoman and M. Dragoman (Springer, Berlin, 2004).

[2] T. K. Gaylord and K. F. Brennan, *J. Appl. Phys.* **65**, 814 (1989).

- [3] T. K. Gaylord, E. N. Glytsis, and K. F. Brennan, *J. Appl. Phys.* **66**, 1842 (1989).
- [4] H. van Houten, B. J. van Wees, J. E. Mooij, C. W. J. Beenakker, J. G. Williamson, and C. T. Foxon, *Europhys. Lett.* **5**, 721 (1988).
- [5] J. Spector, H. L. Stormer, K. W. Baldwin, L. N. Pfeiffer, and K. W. West, *Appl. Phys. Lett.* **56**, 1290, 2433 (1990); **58**, 263 (1991).
- [6] U. Sivan, M. Heiblum, C. P. Umbach, and H. Shtrikman, *Phys. Rev. B* **41**, R7937 (1990).
- [7] L. W. Molenkamp, A. A. M. Staring, C. W. J. Beenakker, R. Eppenga, C. E. Timmering, J. G. Williamson, C. J. P. M. Harmans, and C. T. Foxon, *Phys. Rev. B* **41**, R1274 (1990).
- [8] A. Yacoby, M. Heiblum, V. Umansky, H. Shtrikman, and D. Mahalu, *Phys. Rev. Lett.* **73**, 3149 (1994).
- [9] W. J. Liang, M. Bockrath, D. Bozovic, J.H. Hafner, M. Tinkham and H. Park, *Nature* **411**, 665,(2001); C.T. White and T. N. Todorov, *Nature* **411**, 649 (2001).
- [10] Y. Ji, Y. Chung, D. Sprinzak, M. Heiblum, D. Mahalu, and H. Shtrikman, *Nature* **422**, 415 (2003).
- [11] E. Buks, R. Shuster, M. Heiblum, D. Mahalu, and V. Umansky, *Nature* **391**, 871 (1998).
- [12] D.-I. Chang, G. L. Khym, K. Kang, Y. Chung, H.-J. Lee, M. Seo, M. Heiblum, D. Mahalu, and V. Umansky, *Nature Phys.* **4**, 205 (2008).
- [13] C.W. J. Beenakker, C. Emary, M. Kindermann, and J. L. van Velsen, *Phys. Rev. Lett.* **91**, 147901 (2003).
- [14] A. Palevski, M. Heiblum, C. P. Umbach, C. M. Knoedler, A. N. Broers, and R. H. Koch, *Phys. Rev. Lett.* **62**, 1776 (1989).
- [15] T. K. Gaylord, E. N. Glytsis, G. N. Henderson, K. P. Martin, D. B. Walker, D. W. Wilson, and K. F. Brennan, *Proc. IEEE* **79**, 1159 (1991).
- [16] D. Dragoman and M. Dragoman, *Progress in Quantum Electronics* **23**, 131 (1999).
- [17] S. Datta, *Electronic Transport in Mesoscopic Systems*, Cambridge University Press, New York, (1996) 276.
- [18] D. W. Wilson, E. N. Glytsis, and T. K. Gaylord, *IEEE J. Quantum Electron.* **29**, 1364 (1993).
- [19] L. Zhao and S. F. Yelin, arXiv:0804.2225v2.
- [20] C. W. J. Beenakker, R. A. Sepkhanov, A. R. Akhmerov, and J. Tworzydło, Quantum Goos-Hänchen effect in graphene, *Phys. Rev. Lett.* (In press).
- [21] X. Chen, C.-F. Li, and Y. Ban, *Phys. Lett. A* **354**, 161 (2006).
- [22] X. Chen, C.-F. Li, and Y. Ban, *Phys. Rev. B* **77**, 073307 (2008).
- [23] F. Goos and H. Hänchen, *Ann. Phys. (Leipzig)* **1**, 333 (1947); **5**, 251 (1949).
- [24] K. L. Tsakmakidis, A. D. Boardman, and O. Hess, *Nature (London)* **450**, 397 (2007).
- [25] V. V. Cheianov, V. Falko, and B. L. Altshuler, *Science* **315**, 1252 (2007).
- [26] R. H. Renard, *J. Opt. Soc. Am.* **54**, 1190 (1964).
- [27] J. L. Carter and H. Hora, *J. Opt. Soc. Am.* **61**, 1640 (1971).
- [28] S. C. Miller, Jr., and N. Ashby, *Phys. Rev. Lett.* **29**, 740 (1972).
- [29] D. M. Fradkin and R. J. Kashuba, *Phys. Rev. D* **9**, 2775 (1974); **10**, 1137 (1974).
- [30] D. Dragoman and M. Dragoman, *J. Appl. Phys.* **101**, 104316 (2007).
- [31] C.-F. Li, *Phys. Rev. Lett.* **91**, 133903 (2003).
- [32] D. Bohm, *Quantum Theory*, Prentice-Hall, New York, 1951, pp. 257-261.
- [33] M. Büttiker, *Phys. Rev. Lett.* **57**, 1761 (1986).
- [34] I. S. Granshteyn, and I. M. Ryzhik, *Table of Integrals, Series, and Products (7th Edition)*, Edited by A. Jeffrey and D. Zwillinger, (Elsevier) 2007, xxxviii.
- [35] A. M. Kanan and A. Puri, *J. Appl. Phys.* **47**, 370 (1994); **75**, 351 (1994).