

# Mode splitting of a nanomechanical oscillator under parametric interactions in a cavity

Sumei Huang and G. S. Agarwal

Department of Physics, Oklahoma State University, Stillwater, Oklahoma 74078, USA

(Dated: February 16, 2019)

We show that an optical parametric amplifier inside the cavity can affect the normal mode splitting of the movable mirror coupled with the optical cavity in the resolved sideband regime. The spectrum of fluctuations in position of the movable mirror exhibits a double-peak structure as the parametric gain is increased. Moreover, for a fixed parametric gain, the double-peak structure of the spectrum will be more apparent with increasing the input laser power or decreasing the cavity length.

PACS numbers: 42.50.Wk, 42.50.Pq, 42.50.Lc

## I. INTRODUCTION

Recently there has been a major effort in applying many of the well tested ideas from quantum optics such as squeezing, quantum entanglement to optomechanical systems which are macroscopic systems. Thus observation of entanglement [1, 2, 3, 4, 5, 6], squeezing [7, 8] etc in optomechanical systems would enable one to study quantum behavior at macroscopic scale. This of course requires cooling such systems to their ground state and significant advances have been made in cooling the mechanical mirror to far below the temperature of the environment [9, 10, 11, 12, 13, 14, 15]. Further it has been pointed out that using optical back action one can possibly achieve the ground state cooling in the resolved sideband regime where the frequency of the mechanical mirror is much larger than the cavity decay rate, that is  $\omega_m \gg \kappa$  [16, 17, 18].

Another key idea from quantum optics is the vacuum Rabi splitting [19, 20] which is due to strong interaction between the atoms and the cavity mode. The experimentalists have worked hard over the years to produce stronger and stronger couplings to produce larger and larger splittings [21, 22, 23]. Application of these ideas to macroscopic systems is challenging as well. In a recent paper Kippenberg *et al.* [24] proposed the possibility of normal mode splitting in the resolved sideband regime using optomechanical oscillators. In this paper, we propose placing a type I optical parametric amplifier inside the cavity to increase the coupling between the movable mirror and the cavity field, and this should make the observation of the normal mode splitting of the movable mirror more accessible.

The paper is structured as follows. In Sec. II we present the model, derive the quantum Langevin equations, and give the steady-state mean values. In Sec. III we obtain the stability conditions, calculate the spectrum of fluctuations in position of the movable mirror. In Sec. IV we discuss how the spectrum of the movable mirror is affected by the parametric amplifier inside the cavity. We investigate normal mode splitting as a function of the input laser power, cavity length and the strength of the parametric coupling.

## II. MODEL

The system under consideration, sketched in Fig. 1, is an optical parametric amplifier (OPA) placed within a Fabry-Perot cavity formed by one fixed partially transmitting and one movable perfectly reflecting mirror in equilibrium with its environment at a low temperature. The movable mirror is treated as a quantum mechanical harmonic oscillator with effective mass  $m$ , frequency  $\omega_m$ , and energy decay rate  $\gamma_m$ . An external laser enters the cavity through the fixed mirror, then the photons in the cavity will exert a radiation pressure force on the movable mirror due to momentum transfer. This force is proportional to the instantaneous photon number in the cavity.

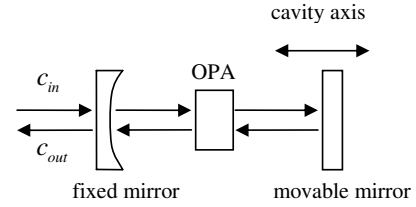


FIG. 1: Sketch of the studied system. The cavity contains a nonlinear crystal which is pumped by a laser (not shown) to produce parametric amplification and to change photon statistics in the cavity.

In the adiabatic limit, the frequency  $\omega_m$  of the movable mirror is much smaller than the free spectrum range of the cavity  $\frac{c}{2L}$  ( $c$  is the speed of light in vacuum and  $L$  is the cavity length), the scattering of photons to other cavity modes can be ignored, thus only one cavity mode  $\omega_c$  is considered [25, 26]. The Hamiltonian for the system in a frame rotating at the laser frequency  $\omega_L$  can be written as

$$H = \hbar(\omega_c - \omega_L)n_c - \hbar\chi n_c q + \frac{1}{2}\left(\frac{p^2}{m} + m\omega_m^2 q^2\right) + i\hbar\varepsilon(c^\dagger - c) + i\hbar G(e^{i\theta}c^{\dagger 2} - e^{-i\theta}c^2). \quad (1)$$

Here the first term is the energy of the cavity field,  $n_c = c^\dagger c$  is the number of the photons inside the cavity,  $c$  and  $c^\dagger$  are the annihilation and creation operators for the cavity field satisfying the commutation relation

$[c, c^\dagger] = 1$ . The second term comes from the coupling of the movable mirror to the cavity field via radiation pressure, the parameter  $\chi = \omega_c/L$  is the optomechanical coupling constant between the cavity and the movable mirror,  $q$  is the position operator for the movable mirror. The third term corresponds the energy of the movable mirror,  $p$  is the momentum operator for the movable mirror. The fourth term describes the coupling between the input laser field and the cavity field,  $\varepsilon$  is related to the input laser power  $P$  by  $\varepsilon = \sqrt{\frac{2\kappa P}{\hbar\omega_L}}$ , where  $\kappa$  is the cavity decay rate. The last term is the coupling between the OPA and the cavity field,  $G$  is the nonlinear gain of the OPA, and  $\theta$  is the phase of the field driving the OPA. The parameter  $G$  is proportional to the pump driving the OPA.

Using the Heisenberg equations of motion and adding the corresponding noise terms, we obtain the quantum Langevin equations as follows,

$$\begin{aligned}\dot{q} &= \frac{p}{m}, \\ \dot{p} &= -m\omega_m^2 q + \hbar\chi n_c - \gamma_m p + \xi, \\ \dot{c} &= i(\omega_L - \omega_c + \chi q)c + \varepsilon + 2Ge^{i\theta}c^\dagger - \kappa c + \sqrt{2\kappa}c_{in}, \\ \dot{c}^\dagger &= -i(\omega_L - \omega_c + \chi q)c^\dagger + \varepsilon + 2Ge^{-i\theta}c - \kappa c^\dagger + \sqrt{2\kappa}c_{in}^\dagger.\end{aligned}\quad (2)$$

Here we have introduced the input vacuum noise operator  $c_{in}$  with zero mean value, which obeys the correlation function in the time domain [27]

$$\begin{aligned}\langle \delta c_{in}(t) \delta c_{in}^\dagger(t') \rangle &= \delta(t - t'), \\ \langle \delta c_{in}(t) \delta c_{in}(t') \rangle &= \langle \delta c_{in}^\dagger(t) \delta c_{in}(t') \rangle = 0.\end{aligned}\quad (3)$$

The force  $\xi$  is the Brownian noise operator resulting from the coupling of the movable mirror to the thermal bath, whose mean value is zero, and it has the following correlation function at temperature  $T$  [28]:

$$\langle \xi(t) \xi(t') \rangle = \frac{\hbar\gamma_m}{2\pi} m \int \omega e^{-i\omega(t-t')} \left[ \coth\left(\frac{\hbar\omega}{2k_B T}\right) + 1 \right] d\omega, \quad (4)$$

where  $k_B$  is the Boltzmann constant and  $T$  is the thermal bath temperature. Following standard methods from quantum optics [29], we derive the steady-state solution to Eq. (2) by setting all the time derivatives in Eq. (2) to be zero. They are

$$p_s = 0, \quad q_s = \frac{\hbar\chi|c_s|^2}{m\omega_m^2}, \quad c_s = \frac{\kappa - i\Delta + 2Ge^{i\theta}}{\kappa^2 + \Delta^2 - 4G^2} \varepsilon, \quad (5)$$

where

$$\Delta = \omega_c - \omega_L - \chi q_s = \Delta_0 - \chi q_s = \Delta_0 - \frac{\hbar\chi^2|c_s|^2}{m\omega_m^2} \quad (6)$$

is the effective cavity detuning, depending on  $q_s$ . The  $q_s$  denotes the new equilibrium position of the movable mirror relative to that without the driving field. Further  $c_s$

represents the steady-state amplitude of the cavity field. From Eq. (5) and Eq. (6), we can see  $\Delta$  satisfies a fifth order equation. For a given detuning  $\Delta_0$ ,  $q_s$  will at most have five real values. Therefore,  $q_s$  and  $c_s$  display an optical multistable behavior [30, 31, 32], which is a non-linear effect induced by the radiation-pressure coupling of the movable mirror to the cavity field.

### III. RADIATION PRESSURE AND QUANTUM FLUCTUATIONS

In order to investigate the normal mode splitting of the movable mirror, we need to calculate the fluctuations in the mirror's amplitude. Since the problem is nonlinear, we assume that the nonlinearity is weak. Thus we can focus on the dynamics of small fluctuations around the steady state of the system. Each operator of the system can be written as the sum of its steady-state mean value and a small fluctuation with zero mean value,

$$q = q_s + \delta q, \quad p = p_s + \delta p, \quad c = c_s + \delta c. \quad (7)$$

Inserting Eq. (7) into Eq. (2), then assuming  $|c_s| \gg 1$ , the linearized quantum Langevin equations for the fluctuation operators take the form

$$\begin{aligned}\delta\dot{q} &= \frac{\delta p}{m}, \\ \delta\dot{p} &= -m\omega_m^2 \delta q + \hbar\chi(c_s \delta c^\dagger + c_s^* \delta c) - \gamma_m \delta p + \xi, \\ \delta\dot{c} &= -i\Delta \delta c + i\chi c_s \delta q + 2Ge^{i\theta} \delta c^\dagger - \kappa \delta c + \sqrt{2\kappa} \delta c_{in}, \\ \delta\dot{c}^\dagger &= i\Delta \delta c^\dagger - i\chi c_s^* \delta q + 2Ge^{-i\theta} \delta c - \kappa \delta c^\dagger + \sqrt{2\kappa} \delta c_{in}^\dagger.\end{aligned}\quad (8)$$

Introducing the cavity field quadratures  $\delta x = \delta c + \delta c^\dagger$  and  $\delta y = i(\delta c^\dagger - \delta c)$ , and the input noise quadratures  $\delta x_{in} = \delta c_{in} + \delta c_{in}^\dagger$  and  $\delta y_{in} = i(\delta c_{in}^\dagger - \delta c_{in})$ , Eq. (8) can be rewritten in the matrix form

$$\dot{f}(t) = A f(t) + \eta(t), \quad (9)$$

in which  $f(t)$  is the column vector of the fluctuations,  $\eta(t)$  is the column vector of the noise sources. Their transposes are

$$\begin{aligned}f(t)^T &= (\delta q, \delta p, \delta x, \delta y), \\ \eta(t)^T &= (0, \xi, \sqrt{2\kappa} \delta x_{in}, \sqrt{2\kappa} \delta y_{in});\end{aligned}\quad (10)$$

and the matrix  $A$  is given by

$$A = \begin{pmatrix} 0 & \frac{1}{m} & 0 & 0 \\ -m\omega_m^2 & -\gamma_m & \hbar\chi \frac{c_s + c_s^*}{2} & \hbar\chi \frac{c_s - c_s^*}{2i} \\ i\chi(c_s - c_s^*) & 0 & 2G \cos \theta - \kappa & \Delta + 2G \sin \theta \\ \chi(c_s + c_s^*) & 0 & 2G \sin \theta - \Delta & -(\kappa + 2G \cos \theta) \end{pmatrix}. \quad (11)$$

The system is stable only if all the eigenvalues of the matrix  $A$  have negative real parts. The stability conditions

for the system can be derived by applying the Routh-Hurwitz criterion [33, 34]. This gives

$$\begin{aligned}
& 2\kappa(\kappa^2 - 4G^2 + \Delta^2 + 2\kappa\gamma_m) + \gamma_m(2\kappa\gamma_m + \omega_m^2) > 0, \\
& (2\kappa + \gamma_m)^2 \left[ \frac{2\hbar\chi^2|c_s|^2}{m}\Delta + \frac{2\hbar\chi^2(c_s^2 + c_s^{*2})G\sin\theta}{m} \right. \\
& \quad \left. + \frac{2i\hbar\chi^2(c_s^2 - c_s^{*2})G\cos\theta}{m} \right] + 2\kappa\gamma_m\{(\kappa^2 - 4G^2 + \Delta^2)^2 \\
& \quad + (2\kappa\gamma_m + \gamma_m^2)(\kappa^2 - 4G^2 + \Delta^2) \\
& \quad + \omega_m^2[2(\kappa^2 + 4G^2 - \Delta^2) + \omega_m^2 + 2\kappa\gamma_m]\} > 0, \\
& \omega_m^2(\kappa^2 - 4G^2 + \Delta^2) - \frac{2\hbar\chi^2|c_s|^2}{m}\Delta \\
& \quad - \frac{2\hbar\chi^2(c_s^2 + c_s^{*2})G\sin\theta}{m} - \frac{2i\hbar\chi^2(c_s^2 - c_s^{*2})G\cos\theta}{m} > 0.
\end{aligned} \tag{12}$$

All the external parameters must be chosen to satisfy the stability conditions (12).

As in our previous publication [35], the spectrum  $S_q(\omega)$  of fluctuations in position of the movable mirror is

$$\begin{aligned}
S_q(\omega) = & \frac{\hbar}{|d(\omega)|^2} \{ 2\kappa\hbar\chi^2[(\kappa^2 + \omega^2 + \Delta^2 + 4G^2)|c_s|^2 \\
& + 2Ge^{i\theta}c_s^{*2}(\kappa - i\Delta) + 2Ge^{-i\theta}c_s^2(\kappa + i\Delta)] \\
& + m\gamma_m\omega[(\Delta^2 + \kappa^2 - \omega^2 - 4G^2)^2 + 4\kappa^2\omega^2] \\
& \times \coth(\frac{\hbar\omega}{2k_B T}) \}.
\end{aligned} \tag{13}$$

where  $d(\omega) = 2\hbar\chi^2[\Delta|c_s|^2 + iG(c_s^2e^{-i\theta} - c_s^{*2}e^{i\theta})] + m(\omega^2 - \omega_m^2 + i\omega\gamma_m)[\Delta^2 + (\kappa - i\omega)^2 - 4G^2]$ . In Eq. (13), the first term involving  $\chi$  arises from radiation pressure, while the second term originates from the thermal noise. So the spectrum  $S_q(\omega)$  of the movable mirror depends on radiation pressure and the thermal noise.

From Eq. (13), we find the spectrum  $S_q(\omega)$  is determined by the detuning  $\Delta$ , parametric gain  $G$ , parametric phase  $\theta$ , input laser power  $P$ , cavity length  $L$ . Here we focus on the dependence of the spectrum  $S_q(\omega)$  on parametric gain, input laser power, and cavity length.

#### IV. NORMAL MODE SPLITTING OF THE MOVABLE MIRROR

In this section, we numerically evaluating the spectrum  $S_q(\omega)$  given by Eq. (13) to show the effect of an OPA in the cavity on the normal mode splitting of the movable mirror. The parameters used: the wave length of the laser  $\lambda = 2\pi c/\omega_L = 1064$  nm,  $m = 15$  ng,  $\kappa = 10^6$  s<sup>-1</sup>,  $\omega_m = 2\pi \times 10^6$  s<sup>-1</sup>,  $T = 1$  K, the mechanical quality factor  $Q = \omega_m/\gamma_m = 2 \times 10^4$ , parametric phase  $\theta = \pi/4$ . And in the high temperature limit  $k_B T \gg \hbar\omega_m$ , we have  $\coth(\hbar\omega/2k_B T) \approx 2k_B T/\hbar\omega$ .

If we choose  $\Delta_0 = 7.5\kappa$ ,  $L = 25$  mm, and  $P = 1$  mW to satisfy the stability conditions (12), parametric gain must satisfy  $G \leq 2.58\kappa$ . Figure 2 shows the spectrum  $S_q(\omega)$  as a function of the frequency  $\omega$  for various values of parametric gain. When the OPA is absent ( $G = 0$ ),

the spectrum is single peaked, the normal mode splitting is not seen. As parametric gain is increased, the normal mode splitting becomes observable. When  $G = 2\kappa$ , two peaks can be clearly found in the spectrum  $S_q(\omega)$ . Note that the separation between two peaks becomes larger as parametric gain increases. The reason is that increasing the parametric gain causes a stronger coupling between the movable mirror and the cavity field due to an increase in the photon number in the cavity. In general the height of the peak in the case of  $G \neq 0$  is less as the effective temperature of the mirror is much less as compared to the case  $G = 0$ .

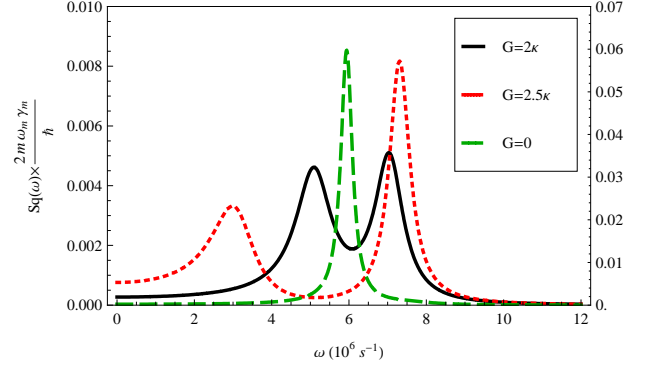


FIG. 2: (Color online) The normalized spectrum  $S_q(\omega) \times (2m\omega_m\gamma_m/h)$  versus the frequency  $\omega$  ( $10^6$  s<sup>-1</sup>) for parametric gain  $G = 0$  (dashed line, rightmost vertical scale),  $G = 2\kappa$  (solid line, leftmost vertical scale),  $G = 2.5\kappa$  (dotted line, leftmost vertical scale). Parameters: the cavity detuning  $\Delta_0 = 7.5\kappa$ , the cavity length  $L = 25$  mm, the input laser power  $P = 1$  mW.

Now we keep the values of  $\Delta_0$  and  $L$  the same as in Fig. 2, and we fix parametric gain  $G = 2\kappa$ , the input laser power must satisfy  $P \leq 2.86$  mW. The spectrum  $S_q(\omega)$  as a function of the frequency  $\omega$  for increasing the input laser power is shown in Fig. 3. As we increase the laser power from 0.5 mW to 2.5 mW, the spectrum exhibits a distinctive doublet and the peak separation is proportional to the laser power, because the coupling between the movable mirror and the cavity field for a given parametric gain  $G$  is increased with increasing the input laser power due to an increase in photon number.

For comparison, we also consider the case of the cavity without OPA ( $G = 0$ ), the spectrum  $S_q(\omega)$  as a function of the frequency  $\omega$  for increasing the input laser power at  $\Delta_0 = 7.5\kappa$  and  $L = 25$  mm is plotted in Fig. 4. We can see if the laser power is increased from 0.5 mW to 2.5 mW, the spectrum does not obviously display normal mode splitting.

Next we keep the values of  $\Delta_0$  and  $P$  the same as in Fig. 2, and we still choose parametric gain  $G = 2\kappa$ , the cavity length must satisfy  $L \geq 15$  mm. In Fig. 5, the solid line and the dotted line show the spectrums  $S_q(\omega)$  versus the frequency  $\omega$  for two different cavity length ( $L=25$  mm, 40 mm) at  $G = 2\kappa$ , respectively. When

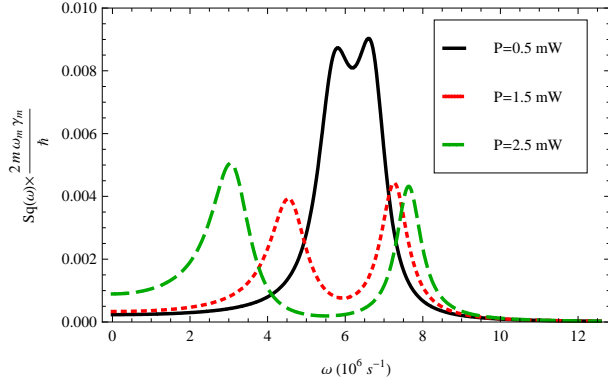


FIG. 3: (Color online) The normalized spectrum  $S_q(\omega) \times (2m\omega_m\gamma_m/\hbar)$  versus the frequency  $\omega$  ( $10^6 \text{ s}^{-1}$ ), each curve corresponds to a different input laser power.  $P=0.5 \text{ mW}$  (solid curve),  $1.5 \text{ mW}$  (dotted curve),  $2.5 \text{ mW}$  (dashed curve). Parameters: the cavity detuning  $\Delta_0 = 7.5\kappa$ , the cavity length  $L = 25 \text{ mm}$ , parametric gain  $G = 2\kappa$ .

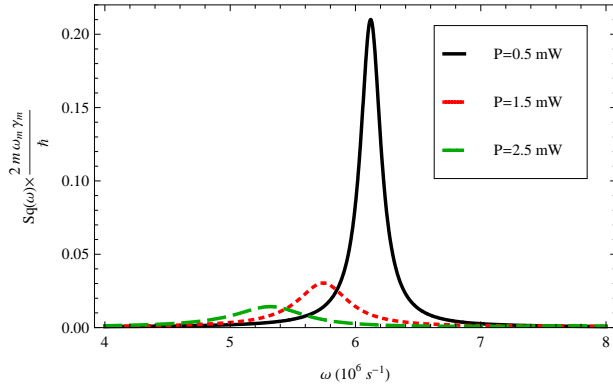


FIG. 4: (Color online) The normalized spectrum  $S_q(\omega) \times (2m\omega_m\gamma_m/\hbar)$  versus the frequency  $\omega$  ( $10^6 \text{ s}^{-1}$ ), each curve corresponds to a different input laser power.  $P=0.5 \text{ mW}$  (solid curve),  $1.5 \text{ mW}$  (dotted curve),  $2.5 \text{ mW}$  (dashed curve). Parameters: the cavity detuning  $\Delta_0 = 7.5\kappa$ , the cavity length  $L = 25 \text{ mm}$ , parametric gain  $G = 0$ .

the cavity length is  $L = 25 \text{ mm}$ , the spectrum is clearly double peaked. However, as we increase the cavity length to  $40 \text{ mm}$ , the spectrum becomes one peak. For a given parametric gain  $G$ , increasing the cavity length leads to decreasing the coupling between the movable mirror and the cavity field because the coupling constant becomes smaller.

For reference, we also plot the spectrum  $S_q(\omega)$  in the absence of the OPA ( $G = 0$ ) versus the frequency  $\omega$  for two different cavity length ( $L=25 \text{ mm}$ ,  $40 \text{ mm}$ ) at the given  $\Delta_0 = 7.5\kappa$  and  $P = 1 \text{ mW}$ , indicated by the dashed line and the dotted line in Fig. 5. As the cavity length is increased from  $25 \text{ mm}$  to  $40 \text{ mm}$ , it is seen no normal mode splitting occurs in the spectrum  $S_q(\omega)$ .

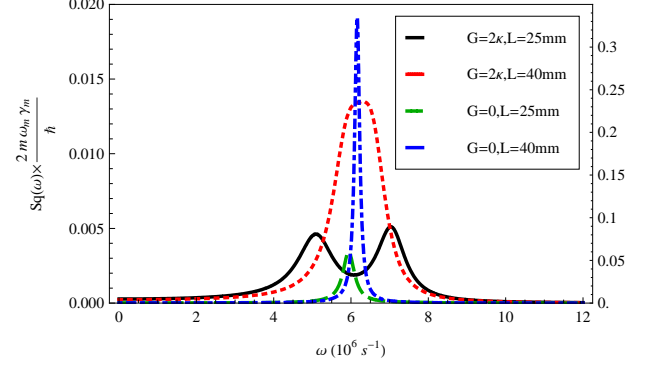


FIG. 5: (Color online) The normalized spectrum  $S_q(\omega) \times (2m\omega_m\gamma_m/\hbar)$  versus the frequency  $\omega$  ( $10^6 \text{ s}^{-1}$ ) for different parametric gain and varying cavity length. The solid line is for  $G = 2\kappa$ ,  $L=25 \text{ mm}$  (leftmost vertical scale). The dotted line is for  $G = 2\kappa$ ,  $L=40 \text{ mm}$  (leftmost vertical scale). The dashed line is for  $G = 0$ ,  $L=25 \text{ mm}$  (rightmost vertical scale). The dotted line is for  $G = 0$ ,  $L=40 \text{ mm}$  (rightmost vertical scale). Parameters: the cavity detuning  $\Delta_0 = 7.5\kappa$ , the input laser power  $P = 1 \text{ mW}$ .

## V. CONCLUSION

In conclusion, we have compared the spectrum  $S_q(\omega)$  in presence or absence of the OPA inside the cavity, the result shows the normal mode splitting of the movable mirror is affected by the OPA in the cavity. We work in the resolved sideband regime and operate under the stability conditions (12). We find that increasing parametric gain can make the spectrum  $S_q(\omega)$  of the movable mirror evolve from a single peak to two peaks. Furthermore, for a given parametric gain, either increasing input laser power or reducing cavity length can cause the normal mode splitting of the movable mirror due to the stronger coupling between the movable mirror and the cavity field.

We gratefully acknowledge support from the NSF Grant No. PHYS 0653494.

- 
- [1] S. Bose, K. Jacobs, and P. L. Knight, Phys. Rev. A **56**, 4175 (1997).
  - [2] W. Marshall, C. Simon, R. Penrose, and D. Bouwmeester, Phys. Rev. Lett. **91**, 130401 (2003).
  - [3] D. Vitali, S. Gigan, A. Ferreira, H. R. Böhm, P. Tombesi, A. Guerreiro, V. Vedral, A. Zeilinger, and M. As-

- pelmeyer, Phys. Rev. Lett. **98**, 030405 (2007).
- [4] M. Paternostro, D. Vitali, S. Gigan, M. S. Kim, C. Brukner, J. Eisert, and M. Aspelmeyer, Phys. Rev. Lett. **99**, 250401 (2007).
- [5] M. Bhattacharya, P.-L. Giscard, and P. Meystre, Phys. Rev. A **77**, 030303(R) (2008).

- [6] M. J. Hartmann and M. B. Plenio, Phys. Rev. Lett. **101**, 200503 (2008).
- [7] C. Fabre, M. Pinard, S. Bourzeix, A. Heidmann, E. Giacobino, and S. Reynaud, Phys. Rev. A **49**, 1337 (1994).
- [8] S. Mancini and P. Tombesi, Phys. Rev. A **49**, 4055 (1994).
- [9] D. Kleckner and D. Bouwmeester, Nature (London) **444**, 75 (2006).
- [10] M. Poggio, C. L. Degen, H. J. Mamin, and D. Rugar, Phys. Rev. Lett. **99**, 017201 (2007).
- [11] S. Gigan, H. R. Böhm, M. Paternostro, F. Blaser, G. Langer, J. B. Hertzberg, K. C. Schwab, D. Bäuerle, M. Aspelmeyer, and A. Zeilinger, Nature (London) **444**, 67 (2006).
- [12] O. Arcizet, P. -F. Cohadon, T. Briant, M. Pinard, and A. Heidmann, Nature (London) **444**, 71 (2006).
- [13] M. Bhattacharya and P. Meystre, Phys. Rev. Lett. **99**, 073601 (2007).
- [14] M. Bhattacharya, H. Uys, and P. Meystre, Phys. Rev. A **77**, 033819 (2008).
- [15] M. Bhattacharya and P. Meystre, Phys. Rev. A **78**, 041801(R) (2008).
- [16] I. Wilson-Rae, N. Nooshi, W. Zwerger, and T. J. Kippenberg, Phys. Rev. Lett. **99**, 093901 (2007).
- [17] F. Marquardt, J. P. Chen, A. A. Clerk, and S. M. Girvin, Phys. Rev. Lett. **99**, 093902 (2007).
- [18] A. Schliesser, R. Riviere, G. Anetsberger, O. Arcizet, and T. J. Kippenberg, Nature Physics **4**, 415 (2008).
- [19] J. J. Sanchez-Mondragon, N. B. Narozhny, and J. H. Eberly, Phys. Rev. Lett. **51**, 550 (1983).
- [20] G. S. Agarwal, Phys. Rev. Lett. **53**, 1732 (1984).
- [21] M. G. Raizen, R. J. Thompson, R. J. Brecha, H. J. Kimble, and H. J. Carmichael, Phys. Rev. Lett. **63**, 240 (1989).
- [22] A. Boca, R. Miller, K. M. Birnbaum, A. D. Boozer, J. McKeever, and H. J. Kimble, Phys. Rev. Lett. **93**, 233603 (2004).
- [23] P. Maunz, T. Puppe, I. Schuster, N. Syassen, P. W. H. Pinkse, and G. Rempe, Phys. Rev. Lett. **94**, 033002 (2005).
- [24] J. M. Dobrindt, I. Wilson-Rae, and T. J. Kippenberg, Phys. Rev. Lett. **101**, 263602 (2008).
- [25] C. K. Law, Phys. Rev. A **49**, 433 (1994).
- [26] C. K. Law, Phys. Rev. A **51**, 2537 (1995).
- [27] C. W. Gardiner and P. Zoller, *Quantum Noise* (Springer-Verlag, Berlin, 1991).
- [28] V. Giovannetti and D. Vitali, Phys. Rev. A **63**, 023812 (2001).
- [29] D. F. Walls and G. J. Milburn, *Quantum Optics* (Springer-Verlag, Berlin, 1998).
- [30] A. Dorsel, J. D. McCullen, P. Meystre, E. Vignes, and H. Walther, Phys. Rev. Lett. **51**, 1550 (1983).
- [31] P. Meystre, E. M. Wright, J. D. McCullen, and E. Vignes, J. Opt. Soc. Am. B **2**, 1830 (1985).
- [32] F. Marquardt, J. G. E. Harris, and S. M. Girvin, Phys. Rev. Lett. **96**, 103901 (2006).
- [33] A. Hurwitz, *Selected Papers on Mathematical Trends in Control Theory*, edited by R. Bellman and R. Kalaba (Dover, New York, 1964).
- [34] E. X. DeJesus and C. Kaufman, Phys. Rev. A **35**, 5288 (1987).
- [35] S. Huang and G. S. Agarwal, Phys. Rev. A **79**, 013821 (2009).