

On the Theory of Casimir-Polder Forces

Bo-Sture Skagerstam,^{1,*} Per Kristian Rekdal,^{1,†} and Asle Heide Vaskinn^{1,‡}

¹*Department of Physics, The Norwegian University of Science and Technology, N-7491 Trondheim, Norway*

We consider the energy shift for a two-level atom close to a dielectric body with a magnetic moment coupled to a quantized magnetic field. The corresponding *repulsive* Casimir-Polder force is obtained for a perfect conductor, a metal, a dielectric medium, with dielectric properties modeled by a Drude formula, and a superconductor at zero temperature. The dielectric properties of the superconductor is obtained by making use of the Mattis-Bardeen linear response theory and we present some useful expressions for the low-frequency conductivity. The decay of a given initial state is discussed in terms of the well-known Weisskopf-Wigner theory and is compared with corresponding results for a electric dipole coupling. The results obtained are compatible with a conventional master equation approach.

PACS numbers: 34.35.+a, 03.65.Yz, 03.75.Be, 42.50.Ct, 42.50.Nn

I. INTRODUCTION

In recent years [1], great advances in experimental techniques have stimulated an intense theoretical as well as experimental activity on the Casimir effect [2]. In particular, the study of the force between an atom and a bulk material - the Casimir-Polder (CP) force [3, 4] - at finite temperature has recently become a popular subject of research (see e.g. Refs.[5, 6, 7, 8] and references therein). The CP force on e.g. a Bose-Einstein condensate is, in fact, not only of theoretical interest as the thermal corrections are measurable [9, 10]. CP forces play an important role in a variety of processes in physical chemistry, atom optics, and cavity QED. This includes e.g. nanotechnological applications [11], the possibility of investigating fundamental forces at the sub-micrometer scale [12] and the effort to miniaturize atom chips [13, 14]. The CP force can, under some circumstances, turn from an attractive character to a repulsive one leading to a quantum levitation phenomena. This can be achieved using left-handed meta-materials [15] or if the system under consideration is immersed in a suitable fluid [16]. As we will argue in the present paper one can easily obtain repulsive CP forces if one consider magnetic moment transitions instead of electric dipole ones without the need of additional ingredients. Such repulsive forces tend, however, to be very small as compared to the conventional attractive electric dipole CP forces.

Specifically we will consider a two-level atom close to a dielectric body as illustrated in Fig.1, where the atom may be held close to the dielectric by e.g. a microscopic atom trap [13]. Extensions to a multi-level system will, however, be indicated in the course of our discussions since this is a straightforward generalization. We will focus on magnetic moment couplings to the electromag-

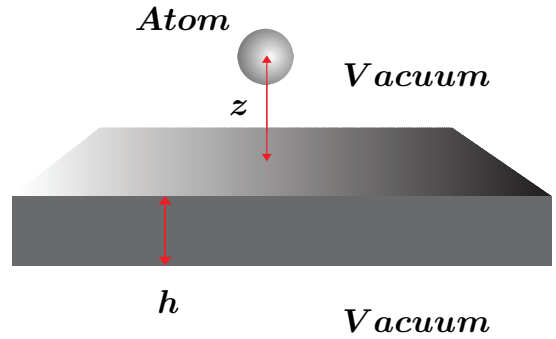


FIG. 1: Schematic picture of the setup considered in our calculations. An atom inside a microtrap is located in vacuum at a distance z away from a dielectric slab with thickness h . The slab has an infinite extension in the horizontal direction. Vacuum is on both sides of the slab. The dielectric slab can e.g. be a normal conducting metal or a superconducting metal.

netic field but we will also mention, where appropriate, relevant effects for couplings to electric dipole moments. Experiments reveal that the proximity of atoms to the dielectric body may introduce several surface-related decoherence effects (see e.g. Refs.[17, 18, 19]). Most importantly, atoms may be expelled from an atom trap due to spin flip transitions induced by Johnson-noise currents in the material. If the expelled atoms can not re-enter the trap, it is not clear to what extent the system in general can be described in terms of a conventional master equation. Furthermore, applying the Heisenberg operator equations of motion and the rotating-wave approximation lead in general to operator ordering problems and great care has to be taken in order to avoid mathematical inconsistencies (see e.g. Ref.[20]). The well-known Weisskopf-Wigner theory [21] will, however, describe the physics in a more clear manner and, as we will see, clarifies the role of various approximative procedures.

*Electronic address: bo-sture.skagerstam@ntnu.no

†Electronic address: per.rekdal@ntnu.no

‡Electronic address: asle.vaskinn@ntnu.no

II. GENERAL THEORY

Let us consider a neutral atom at a fixed position \mathbf{r}_A . The magnetic moment of the atom interacts with the quantized magnetic field via a conventional Zeeman coupling. The total Hamiltonian is then

$$H = \sum_{\alpha} E_{\alpha} |\alpha\rangle\langle\alpha| + \int d^3r \int_0^{\infty} d\omega \hbar \omega \hat{\mathbf{f}}^{\dagger}(\mathbf{r}, \omega) \cdot \hat{\mathbf{f}}(\mathbf{r}, \omega) + H' , \quad (1)$$

where the interaction part is

$$H' = - \sum_{\alpha, \beta} |\alpha\rangle\langle\beta| \boldsymbol{\mu}_{\alpha\beta} \cdot \mathbf{B}(\mathbf{r}_A) + \text{h.c.} . \quad (2)$$

Here $\hat{\mathbf{f}}(\mathbf{r}, \omega)$ is an annihilation operator for the quantized magnetic field, $|\alpha\rangle$ denotes the atomic state and E_{α} is the corresponding energy. We assume non-degenerate states, i.e. $E_{\alpha} \neq E_{\beta}$ for $\alpha \neq \beta$. The magnetic moment of the atom is $\boldsymbol{\mu}_{\alpha\beta} = \langle\alpha|\hat{\boldsymbol{\mu}}|\beta\rangle$, where $\hat{\boldsymbol{\mu}}$ is the magnetic moment operator. The magnetic field $\mathbf{B}(\mathbf{r}) = \mathbf{B}^{(+)}(\mathbf{r}) + \mathbf{B}^{(-)}(\mathbf{r})$ is written $\mathbf{B}^{(+)}(\mathbf{r}) = \nabla \times \mathbf{A}^{(+)}(\mathbf{r})$, where $\mathbf{B}^{(-)}(\mathbf{r}) = (\mathbf{B}^{(+)}(\mathbf{r}))^{\dagger}$ and where the vector potential is

$$\mathbf{A}^{(+)}(\mathbf{r}) = \mu_0 \int_0^{\infty} d\omega' \int d^3r' \omega' \sqrt{\frac{\hbar \epsilon_0}{\pi}} \epsilon_2(\mathbf{r}', \omega') \times \hat{\mathbf{f}}(\mathbf{r}', \omega') \cdot \mathbf{G}(\mathbf{r}, \mathbf{r}', \omega') . \quad (3)$$

Here the imaginary part of the complex permittivity is $\epsilon_2(\mathbf{r}, \omega)$. The dyadic Green tensor $\mathbf{G}(\mathbf{r}, \mathbf{r}', \omega)$ is the unique solution to the Helmholtz equation. Because the Helmholtz equation is linear, the associated Green tensor can be written as a sum according to

$$\mathbf{G}(\mathbf{r}, \mathbf{r}', \omega) = \mathbf{G}^0(\mathbf{r}, \mathbf{r}', \omega) + \mathbf{G}^S(\mathbf{r}, \mathbf{r}', \omega) , \quad (4)$$

where $\mathbf{G}^0(\mathbf{r}, \mathbf{r}', \omega)$ represents the contribution of the direct waves from the radiation sources in an unbounded medium, which is vacuum in our case, and $\mathbf{G}^S(\mathbf{r}, \mathbf{r}', \omega)$ describes the scattering contribution of multiple reflection waves from the body under consideration. The presence of the vacuum part $\mathbf{G}^0(\mathbf{r}, \mathbf{r}', \omega)$ in Eq.(4) will in general give rise to divergences in the energy shifts to be calculated below. A renormalization prescription is therefore required. We subtract the vacuum part $\mathbf{G}^0(\mathbf{r}, \mathbf{r}', \omega)$, i.e. we neglect possible finite corrections due to this vacuum subtraction like conventional vacuum-induced Lamb shifts. Since we, in the end, are going to consider CP forces all additive coordinate independent corrections to energy shifts will, anyway, not contribute. When we below refer to a renormalization prescription the procedure above is what we then have in mind.

We now consider the Hamiltonian in Eq. (1) and apply the well-known Weisskopf-Wigner theory for the transitions $\alpha \rightarrow \beta$, where $E_{\alpha} > E_{\beta}$. The solution to the time-

dependent Schrödinger equation in the rotating-wave approximation (RWA), i.e. applying $H' \approx H_{RWA}$, where

$$H_{RWA} = - \sum_{\alpha, \beta} |\alpha\rangle\langle\beta| \boldsymbol{\mu}_{\alpha\beta} \cdot \mathbf{B}^{(+)}(\mathbf{r}_A) + \text{h.c.} , \quad (5)$$

is then ($\omega_{\alpha} \equiv E_{\alpha}/\hbar$)

$$|\psi(t)\rangle = c_{\alpha}(t) e^{-i\omega_{\alpha}t} |\alpha\rangle \otimes |0\rangle \int d^3r \int_0^{\infty} d\omega + \sum_{m=1}^3 \sum_{\beta \neq \alpha} c_{m\beta}(\mathbf{r}, \omega, t) e^{-i(\omega - \omega_{\beta})t} |\beta\rangle \otimes |1_m(\mathbf{r}, \omega)\rangle . \quad (6)$$

Here the initial state of the atom-field system is $|\alpha\rangle \otimes |0\rangle$, where $|0\rangle$ denotes the vacuum of the electromagnetic field and $|1_m(\mathbf{r}, \omega)\rangle = \hat{f}_m^{\dagger}(\mathbf{r}, \omega) |0\rangle$ is a one photon state. The coefficient $c_{\alpha}(t)$ is then determined by

$$\frac{dc_{\alpha}(t)}{dt} = \int_0^t \sum_{\beta \neq \alpha} dt' K_{\alpha\beta}^R(t - t') c_{\alpha}(t') , \quad (7)$$

where $K_{\alpha\beta}^R(t)$ is the renormalized version of the kernel

$$K_{\alpha\beta}(t) = - \frac{1}{2\pi} \int_0^{\infty} d\omega e^{-i(\omega - \omega_{\alpha\beta})t} \Gamma_{\alpha\beta}(\mathbf{r}_A, \omega) . \quad (8)$$

Here we have defined $\omega_{\alpha\beta} \equiv (E_{\alpha} - E_{\beta})/\hbar > 0$ as well as

$$\Gamma_{\alpha\beta}(\mathbf{r}, \omega) = \frac{2\mu_0}{\hbar} \boldsymbol{\mu}_{\alpha\beta} \cdot \text{Im}[\vec{\nabla} \times \mathbf{G}(\mathbf{r}, \mathbf{r}, \omega) \times \vec{\nabla}] \cdot \boldsymbol{\mu}_{\beta\alpha} , \quad (9)$$

which is the spontaneous spin flip rate for the transition $\alpha \rightarrow \beta$ where $E_{\alpha} > E_{\beta}$. Assuming that the Markov approximation holds, i.e. memory effects can be discarded, we can make the substitution $c_{\alpha}(t') \rightarrow c_{\alpha}(t)$ in Eq. (7). By extending the remaining time integral to infinite time and making use of the distributional identity

$$\int_0^{\infty} dt e^{-i(\omega - \omega_{\alpha\beta})t} = \pi \delta(\omega - \omega_{\alpha\beta}) + \mathcal{P} \frac{i}{\omega_{\alpha\beta} - \omega} , \quad (10)$$

the solution to Eq. (7) is then of the form

$$c_{\alpha}(t) = c_{\alpha}(0) \exp \left\{ - \left[\frac{1}{2} \Gamma_{\alpha}(\mathbf{r}_A, \omega_{\alpha}) + i \delta\omega_{\alpha}(\mathbf{r}_A, \omega_{\alpha}) \right] t \right\} . \quad (11)$$

The spontaneous spin flip rate for an atom initially in the state $|\alpha\rangle$ is

$$\Gamma_{\alpha}(\mathbf{r}, \omega_{\alpha}) = \sum_{\beta \neq \alpha} \Gamma_{\alpha\beta}^R(\mathbf{r}, \omega_{\alpha\beta}) , \quad (12)$$

where $\Gamma_{\alpha\beta}^R(\mathbf{r}, \omega_{\alpha\beta})$ is the renormalized version of the spontaneous spin flip rate in Eq. (9). In Eq. (11) we have also defined the frequency shift $\delta\omega_{\alpha}(\mathbf{r}, \omega_{\alpha})$ by

$$\delta\omega_{\alpha}(\mathbf{r}, \omega_{\alpha}) = \sum_{\beta \neq \alpha} \delta\omega_{\alpha\beta}^R(\mathbf{r}, \omega_{\alpha\beta}) , \quad (13)$$

where again $\delta\omega_{\alpha\beta}^R(\mathbf{r}, \omega)$ is the renormalized version of

$$\delta\omega_{\alpha\beta}(\mathbf{r}, \omega) = \frac{1}{2\pi} \mathcal{P} \int_0^\infty \frac{d\omega'}{\omega - \omega'} \Gamma_{\alpha\beta}(\mathbf{r}, \omega'), \quad (14)$$

where $\Gamma_{\alpha\beta}(\mathbf{r}, \omega)$ is given in Eq. (9). Similar results to Eqs. (9) and (14) are also derived in Ref.[22]. These latter results can, of course, be obtained using conventional perturbation theory (see e.g. Ref.[23]).

In passing we observe that Eq. (9), i.e. the spontaneous spin flip rate, has been derived using the Heisenberg equations of motion in Ref. [24]. Despite the fact that such an approach leads to a well-known mathematical inconsistencies due to operator ordering problems [20], it gives, nevertheless, the same result. Similar results for the frequency shift for the more well-known case of an electric dipole can e.g. be found in Refs.[25, 26].

In the RWA, the energy shift for the ground state is vanishing in the large time limit. On the other hand, applying the interaction $H' \approx H_{AWR}$,

$$H_{AWR} = - \sum_{\alpha, \beta} |\alpha\rangle\langle\beta| \boldsymbol{\mu}_{\alpha\beta} \cdot \hat{\mathbf{B}}^{(-)}(\mathbf{r}_A) + \text{h.c.}, \quad (15)$$

rather than H_{RWA} and considering the transitions $\beta \rightarrow \alpha$, where $E_\beta < E_\alpha$, i.e. $\omega_{\beta\alpha} < 0$, the decay rate vanishes but the energy shift is non-zero. It is given by

$$\delta\omega_\beta(\mathbf{r}_A, \omega_\beta) = \sum_{\alpha \neq \beta} \delta\omega_{\beta\alpha}^R(\mathbf{r}_A, \omega_{\beta\alpha}), \quad (16)$$

where again $\delta\omega_{\beta\alpha}^R(\mathbf{r}, \omega)$ is the renormalized version Eq.(14).

The principal integral in Eq. (14) can be further evaluated by means of well-known contour integral techniques due to the absence of poles in the upper complex frequency plane (see e.g. Refs.[20, 25]). For the transitions $\alpha \rightarrow \beta$, where $E_\alpha > E_\beta$, we obtain

$$\delta\omega_\alpha(\mathbf{r}_A, \omega_\alpha) = \delta\omega_\alpha^{(1)}(\mathbf{r}_A, \omega_\alpha) + \delta\omega_\alpha^{(2)}(\mathbf{r}_A, \omega_\alpha), \quad (17)$$

where $\delta\omega_\alpha^{(i)}(\mathbf{r}, \omega) = \sum_{\beta \neq \alpha} \delta\omega_{\alpha\beta}^{(i)}(\mathbf{r}, \omega_{\alpha\beta})$ ($i = 1, 2$) and

$$\delta\omega_{\alpha\beta}^{(1)}(\mathbf{r}, \omega) = - \frac{\mu_0}{\hbar} \boldsymbol{\mu}_{\alpha\beta} \cdot \text{Re}[\vec{\nabla} \times \mathbf{G}(\mathbf{r}, \mathbf{r}, \omega) \times \vec{\nabla}] \cdot \boldsymbol{\mu}_{\beta\alpha}, \quad (18)$$

is the resonant contribution and

$$\delta\omega_{\alpha\beta}^{(2)}(\mathbf{r}, \omega) = \frac{\omega}{\pi} \frac{\mu_0}{\hbar} \int_0^\infty d\omega' \frac{\boldsymbol{\mu}_{\alpha\beta} \cdot [\vec{\nabla} \times \mathbf{G}(\mathbf{r}, \mathbf{r}, i\omega') \times \vec{\nabla}] \cdot \boldsymbol{\mu}_{\beta\alpha}}{\omega^2 + \omega'^2}, \quad (19)$$

is the off-resonant contribution. In the same fashion as above one may show that for the state $|\beta\rangle$, the frequency shift is

$$\delta\omega_\beta(\mathbf{r}_A, \omega_\beta) = \delta\omega_\beta^{(2)}(\mathbf{r}_A, \omega_\beta), \quad (20)$$

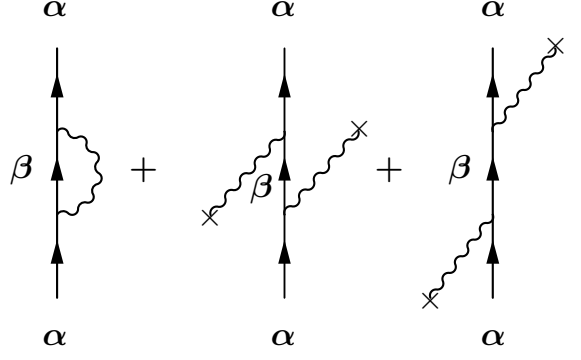


FIG. 2: Feynman diagrams. From left to right: the virtual process in vacuum, stimulated emission in the heath bath, and the absorption-emission process in the heath bath, all leading to the same final state α .

where $\delta\omega_\beta^{(2)}(\mathbf{r}, \omega_\beta) = \sum_{\alpha \neq \beta} \delta\omega_{\beta\alpha}^{(2)}(\mathbf{r}, \omega_{\beta\alpha})$. For states such that $\omega_{\beta\alpha} < 0$ there will be only off-resonant contributions when converting the ω -integration in Eq. (14) to imaginary frequencies.

From these discussions we now realize that we, in general, have to avoid the use of the rotating-wave approximation and make use of the complete interaction Hamiltonian $H' = H_{RWA} + H_{AWR}$. This has the unfortunate consequence that an exact analysis is not any more possible. The Weisskopf-Wigner theory can, however, easily be extended to a more general situation, at least when one limit oneself to self-energy corrections to at most second-order in perturbation theory (see e.g. Ref.[23]). The energy shift for a given state of interest to us is then obtained by calculating the second-order energy shift using the complete interaction Hamiltonian Eq.(2). If we limit ourselves to perturbation theory an alternative procedure is to consider the coordinate-dependent energy shift and making use of linear response theory in a standard manner (see e.g. Ref.[27]). We are then interested in finding an expression for $\langle\psi(t)|H'|\psi(t)\rangle = {}_I\langle\psi(t)|H'_I(t)|\psi(t)\rangle_I$, where in the interaction picture and to lowest order in H' ,

$$|\psi(t)\rangle_I = |\psi(t_0)\rangle + \frac{1}{i\hbar} \int_{t_0}^t dt' H'_I(t') |\psi(t_0)\rangle. \quad (21)$$

Here we eventually consider the limit $t_0 \rightarrow -\infty$ of the initial time t_0 . In terms of a retarded response function $\mathcal{D}_R(t, t')$ we can therefore write

$$\langle\psi(t)|H'|\psi(t)\rangle = \frac{1}{\hbar} \int_{-\infty}^\infty dt' \mathcal{D}_R(t, t'), \quad (22)$$

where

$$i\mathcal{D}_R(t, t') = \Theta(t - t') \langle\psi(t_0)|[H'_I(t), H'_I(t')]|\psi(t_0)\rangle, \quad (23)$$

and where we have assumed that $\langle\psi(t_0)|H'|\psi(t_0)\rangle = 0$. The retarded Greens function Eq.(23) is then directly related to the retarded Greens functions for our basic quantum fields $\mathbf{A}^{(+)}(\mathbf{r})$, and its hermitian conjugated field, as

given by Eq.(3), and can be calculated in a standard manner with a knowledge about the initial state $|\psi(t_0)\rangle$. The virtue of this formulation is that we now can allow for any quantum state of the radiation field, like a thermal background, of photons by making use of a suitable random phases for a pure state of the radiation field. One is then led to a consideration of so called real-time finite temperature propagators which has been considered elsewhere in great detail (see e.g. Refs.[28]). In the present paper we will, however, restrict us to an initial vacuum state of the radiation field and return to the case of a background of thermal photons elsewhere Ref.[29]. The energy shift then obtained will contain processes corresponding to photon absorption and emission, as well as stimulated emission, with a thermal background of photons. This physical picture is illustrated by means of the Feynman diagrams in Fig.2. The initial state of the atom is then assumed to be fixed which has been referred to as a constrained free energy of an atom immersed in heat bath Ref.[30].

For reasons of completeness we now write down the energy shift for a background of thermal photons, at a temperature T , including finite temperature spontaneous emission and absorption processes, valid to second-order in perturbation theory using the Feynman diagrams as indicated in Fig.(2). We obtain $\delta\omega_\alpha(\mathbf{r}, \omega_\alpha, T) = \sum_{\beta \neq \alpha} \delta\omega_{\alpha\beta}^R(\mathbf{r}, \omega_{\alpha\beta}, T)$, where $\delta\omega_{\alpha\beta}^R(\mathbf{r}, \omega, T)$ is the renormalized version of

$$\begin{aligned} \delta\omega_{\alpha\beta}(\mathbf{r}, \omega, T) = & \frac{1}{2\pi} \mathcal{P} \int_0^\infty \frac{d\omega'}{\omega - \omega'} (1 + n(\omega')) \Gamma_{\alpha\beta}(\mathbf{r}, \omega') + \\ & \frac{1}{2\pi} \mathcal{P} \int_0^\infty \frac{d\omega'}{\omega + \omega'} n(\omega') \Gamma_{\alpha\beta}(\mathbf{r}, \omega') , \end{aligned} \quad (24)$$

where $\Gamma_{\alpha\beta}(\mathbf{r}, \omega)$ again is as given in Eq. (9) and $n(\omega) = 1/(\exp(\hbar\omega/k_B T) - 1)$ is the Planck black-body distribution. As the temperature $T \rightarrow 0$ in Eq.(24) we obviously have a smooth limit (see in this context e.g. Ref. [8]). Similar results to Eqs. (9) and (14) are also derived in Ref.[7, 22, 31, 32] for electric dipole transitions.

III. SEMI-INFINITE HALF SPACE

Let us now consider the geometry as shown in Fig. 1, i.e. a semi-infinite half space. The analytical continuation of the equal position Green tensor Eq. (A1) is then

$$\begin{aligned} \vec{\nabla} \times \mathbf{G}^S(\mathbf{r}, \mathbf{r}, i\omega) \times \vec{\nabla} = & \\ \times \frac{1}{4\pi} \begin{bmatrix} I_{\parallel}(\omega) & 0 & 0 \\ 0 & I_{\parallel}(\omega) & 0 \\ 0 & 0 & I_{\perp}(\omega) \end{bmatrix} , \end{aligned} \quad (25)$$

where ω is real and

$$I_{\parallel}(\omega) = \frac{1}{2} \int_0^\infty d\lambda \frac{\lambda}{\eta_0(\lambda, \omega)} e^{-2\eta_0(\lambda, \omega)z}$$

$$\times \left\{ -\frac{\omega^2}{c^2} \mathcal{C}_N(\lambda, \omega) + \eta_0^2(\lambda, \omega) \mathcal{C}_M(\lambda, \omega) \right\} , \quad (26)$$

$$I_{\perp}(\omega) = \int_0^\infty d\lambda \frac{\lambda^3}{\eta_0(\lambda, \omega)} e^{-2\eta_0(\lambda, \omega)z} \mathcal{C}_M(\lambda, \omega) . \quad (27)$$

The scattering coefficients $\mathcal{C}_N(\lambda, \omega)$ and $\mathcal{C}_M(\lambda, \omega)$, which are analytical continuations of Eqs. (A2) and (A3), are given by [33]

$$\mathcal{C}_N(\lambda, \omega) = r_p(\lambda, \omega) \frac{1 - e^{-2\eta(\lambda, \omega)h}}{1 - r_p^2(\lambda, \omega) e^{-2\eta(\lambda, \omega)h}} , \quad (28)$$

$$\mathcal{C}_M(\lambda, \omega) = r_s(\lambda, \omega) \frac{1 - e^{-2\eta(\lambda, \omega)h}}{1 - r_s^2(\lambda, \omega) e^{-2\eta(\lambda, \omega)h}} , \quad (29)$$

with the electromagnetic field polarization dependent Fresnel coefficients

$$r_s(\lambda, \omega) = \frac{\eta_0(\lambda, \omega) - \eta(\lambda, \omega)}{\eta_0(\lambda, \omega) + \eta(\lambda, \omega)} , \quad (30)$$

$$r_p(\lambda, \omega) = \frac{\epsilon(i\omega) \eta_0(\lambda, \omega) - \eta(\lambda, \omega)}{\epsilon(i\omega) \eta_0(\lambda, \omega) + \eta(\lambda, \omega)} , \quad (31)$$

which are analytical continuations of Eqs. (A4) and (A5). Here we have defined $\eta(\lambda, \omega) = \sqrt{k^2 \epsilon(i\omega) + \lambda^2}$, $\eta_0(\lambda, \omega) = \sqrt{k^2 + \lambda^2}$ and $k = \omega/c$. Below we will consider the large h limit, i.e. h is supposed to be large in comparison with any other length scale in the system.

Due to causality, the complex dielectric function $\epsilon(\omega) = \epsilon_1(\omega) + i\epsilon_2(\omega)$ will in general obey the Kramers-Kronig relations. Hence [34]

$$\epsilon(i\omega) = 1 + \frac{2}{\pi} \int_0^\infty dx \frac{x \epsilon_2(x)}{x^2 + \omega^2} , \quad (32)$$

where $\epsilon(i\omega)$ is a real function. Due to physically necessary conditions, $\epsilon_2(x) \geq 0$ for $x \geq 0$ (see e.g. Ref.[34]). This guarantees, in general, that $\mathbf{G}^S(\mathbf{r}, \mathbf{r}', i\omega)$ is real.

The Casimir-Polder force obtained from frequency shift in $\delta\omega_\beta(\mathbf{r}, \omega_\beta)$ is now given by

$$\mathbf{F}_\beta(\mathbf{r}, \omega_\beta) = -\nabla[\hbar \delta\omega_\beta(\mathbf{r}, \omega_\beta)] , \quad (33)$$

which actually is independent of the additive and divergent contribution due to the free Greens function $\mathbf{G}^0(\mathbf{r}, \mathbf{r}, \omega)$.

Let us also limit our attention to the transitions $\beta \rightarrow \alpha$, where $E_\beta < E_\alpha$ or $\omega_{\beta\alpha} < 0$, in which case we may apply Eqs. (20) and (25). Only the off-resonant term contribute in this case, i.e.

$$\begin{aligned} \delta\omega_\beta(z, \omega_{\beta\alpha}) = & \frac{\mu_0}{4\pi\hbar} \sum_{\alpha \neq \beta} \left\{ (|\mu_x^{\beta\alpha}|^2 + |\mu_y^{\beta\alpha}|^2) i_{\parallel}(z, \omega_{\beta\alpha}) \right. \\ & \left. + |\mu_z^{\beta\alpha}|^2 i_{\perp}(z, \omega_{\beta\alpha}) \right\} , \end{aligned} \quad (34)$$

where we have defined (using $\rho = \parallel, \perp$)

$$i_\rho(z, \omega) = \frac{\omega}{\pi} \int_0^\infty \frac{d\omega'}{\omega^2 + \omega'^2} I_\rho(\omega') . \quad (35)$$

In the numerical analysis we have found it useful to make use of the following property of $i_\rho(z, \omega)$, i.e. we can write

$$i_\rho(z, \omega) = \frac{1}{\pi} \left(\int_0^\epsilon \frac{dx}{1+x^2} I_\rho(\omega x) + \int_0^{1/\epsilon} \frac{dx}{1+x^2} I_\rho(\omega/x) \right), \quad (36)$$

with a natural choice $\epsilon = 1$. As a curiosity we remark that such a behaviour of integrals under a modular transformation $x \rightarrow 1/x$ has been noticed before and found to be useful in e.g. quantum electrodynamics [35].

A. Perfect conductor

The integrals Eq. (35) can, in general, not be computed analytically. For a perfect conductor, on the other hand, they can be solved exactly. In this case, $\mathcal{C}_N(\lambda) = 1$ and $\mathcal{C}_M(\lambda) = -1$ for any h . In addition, the integrals Eqs.(26) and (27) are then related by $I_\parallel(\omega) = I_\perp(\omega)/2 - k^2 e^{-2kz}/2z$. For an atom in the state $|\beta\rangle$, where $E_\beta < E_\alpha$, it is straight forward to show that the frequency shift is ($k_{\beta\alpha} \equiv |\omega_{\beta\alpha}|/c = k_{\alpha\beta}$):

$$\delta\omega_\beta(z, \omega_\beta) = \frac{\mu_0}{4\pi\hbar} \frac{1}{(2z)^3} \sum_{\alpha \neq \beta} \left\{ (|\mu_x^{\beta\alpha}|^2 + |\mu_y^{\beta\alpha}|^2) \tilde{i}_\parallel(k_{\alpha\beta}z) + |\mu_z^{\beta\alpha}|^2 \tilde{i}_\perp(k_{\alpha\beta}z) \right\}, \quad (37)$$

where the dimensionless integrals are given by

$$\tilde{i}_\parallel(x) = \frac{2x}{\pi} \int_0^\infty \frac{d\xi}{(2x)^2 + \xi^2} e^{-\xi} \left(\xi^2 + \xi + 1 \right), \quad (38)$$

$$\tilde{i}_\perp(x) = \frac{4x}{\pi} \int_0^\infty \frac{d\xi}{(2x)^2 + \xi^2} e^{-\xi} \left(\xi + 1 \right). \quad (39)$$

This result is analogous to Eq.(10.87) in Ref.[25], which describes the attractive potential for an electric dipole outside a perfectly conducting plate. The magnetic frequency shift for the excited state is given in the Appendix A, see Eq. (B1). We observe that the energy shift corresponding to Eq. (37) is independent of \hbar , i.e. it may be derived purely in classical manner.

For short distances (non-retarded limit), i.e. $k_{\alpha\beta}z \ll 1$, one may easily show that $\tilde{i}_\perp(k_{\alpha\beta}z) \approx 2\tilde{i}_\parallel(k_{\alpha\beta}z) \approx 1$, in which case Eq. (37) is reduced to

$$\delta\omega_\beta(z, \omega_\beta) \simeq \frac{\mu_0}{64\pi\hbar} \frac{1}{z^3} \times \sum_{\alpha \neq \beta} \left\{ |\mu_x^{\beta\alpha}|^2 + |\mu_y^{\beta\alpha}|^2 + 2|\mu_z^{\beta\alpha}|^2 \right\}. \quad (40)$$

Numerical studies show that this is actually a good approximation for $k_{\alpha\beta}z \lesssim 0.01$. This result may also be

obtained using a classical approach, e.g. the method of images (see e.g. Ref.[36]). The frequency shift in Eq. (40) corresponding to the repulsive Casimir-Polder force $\mathbf{F}_\beta(z, \omega_\beta) = -\nabla[\hbar \delta\omega_\beta(z, \omega_\beta)]$, i.e.

$$\mathbf{F}_\beta(z, \omega_\beta) \simeq \frac{3\mu_0}{64\pi} \frac{1}{z^4} \times \sum_{\alpha \neq \beta} \left\{ |\mu_x^{\beta\alpha}|^2 + |\mu_y^{\beta\alpha}|^2 + 2|\mu_z^{\beta\alpha}|^2 \right\} \hat{\mathbf{n}}_z. \quad (41)$$

Here $\hat{\mathbf{n}}_z$ is a unit vector in the z -direction, i.e. normal direction to the plane of the conductor. With $a = x, y, z$ and $\mu_a^{\alpha\beta} = g_S e \hbar S_a^{\alpha\beta} / 2m_e$, where $S_a^{\alpha\beta} = \langle \alpha | \hat{S}_a | \beta \rangle$ are dimensionless, the frequency shift $\delta\omega_\beta(z, \omega_{\beta\alpha})$ as given by Eq.(40) can be re-written as

$$\delta\omega_\beta(z, \omega_\beta) \simeq \frac{g_S^2}{64\pi \epsilon_0 \hbar} \left(\frac{e}{2} \lambda_e \right)^2 \frac{1}{z^3} \times \sum_{\alpha \neq \beta} \left\{ |S_x^{\beta\alpha}|^2 + |S_y^{\beta\alpha}|^2 + 2|S_z^{\beta\alpha}|^2 \right\}, \quad (42)$$

where $\lambda_e = \hbar/m_e c$ is the Compton wavelength. For electric dipole transitions, the corresponding frequency shift can be written in an analogous form where the magnetic dipole moment $\mu_{\alpha\beta}$ is replaced by the electric dipole moment $\mathbf{d}_{\alpha\beta} = e \mathbf{r}_{\alpha\beta}$ (see e.g. Ref.[25]), where $\mathbf{r}_{\alpha\beta} = \langle \alpha | \hat{\mathbf{r}} | \beta \rangle$. Here \mathbf{r} is the displacement vector, whose order of magnitude is the Bohr radius a_0 . As $(\lambda_e/a_0)^2 \approx 10^{-6}$ we realize that magnetic dipole transition CP forces are in general weak as compared to the corresponding electric dipole transitions CP forces.

In the long distance (i.e. retarded) limit, corresponding to $k_{\alpha\beta}z \gg 1$, we realize that $\tilde{i}_\perp(k_{\alpha\beta}z) \simeq \tilde{i}_\parallel(k_{\alpha\beta}z) \simeq 2/(\pi k_{\alpha\beta}z)$. Numerical studies show that this is a good approximation for $k_{\alpha\beta}z \gtrsim 10$. Eq. (37) is then reduced to

$$\delta\omega_\beta(z, \omega_{\beta\alpha}) \simeq \frac{\mu_0}{16\pi^2 \hbar k_{\alpha\beta}} \frac{1}{z^4} \times \sum_{\alpha \neq \beta} \left\{ |\mu_x^{\beta\alpha}|^2 + |\mu_y^{\beta\alpha}|^2 + |\mu_z^{\beta\alpha}|^2 \right\}, \quad (43)$$

and the repulsive CP force will then have a $1/z^5$ dependence.

B. Metal

In vacuum, the Drude dispersion relation may be written (see e.g. Ref. [37])

$$\epsilon(i\omega) = 1 + \frac{\omega_p^2}{\omega(\omega + \nu)}, \quad (44)$$

where for gold the plasma frequency is $\omega_p = 9.0$ eV and the relaxation frequency is $\nu = 35$ meV.

Let us first consider the case $\nu = 0$ and hence $\epsilon(i\omega) = 1 + \omega_p^2/\omega^2$. In order to calculate the magnitude of the ground state ($\beta = g$ and $e = \alpha$) CP force

$F_g(z, \omega_A) = -d\delta\omega_g(z, \omega_A)/dz$ in a two-level approximation, with $\omega_A \equiv \omega_e - \omega_g$, we find it convenient to perform the spatial z -derivative in equations Eq.(26) and (27). This enables us to define a rescaled and dimensionless force quantity $F_M(z, \omega_A) \equiv F_M(k_A z)$ for magnetic moment transitions as

$$F_M(k_A z) \equiv F_g(z, \omega_A) \frac{32\pi z^4}{\mu_0(\mu_B g_S)^2} = \left\{ (|S_x|^2 + |S_y|^2) \bar{i}_{\parallel}(k_A z) + |S_z|^2 \bar{i}_{\perp}(k_A z) \right\}, \quad (45)$$

where $S_a \equiv S_a^{ge}$, $a = x, y, z$ and $k_A = \omega/c$. Here we have defined the functions

$$\bar{i}_{\rho}(k_A z) = \frac{k_A z}{\pi} \int_0^{\infty} \frac{d\xi}{(k_A z)^2 + \xi^2} \bar{I}_{\rho}(\xi, \alpha k_A z), \quad (46)$$

where $\rho = \parallel$ or \perp , in terms of

$$\begin{aligned} \bar{I}_{\perp}(\xi, \gamma) &= 2^4 \int_0^{\infty} dx x^3 e^{-2\sqrt{x^2 + \xi^2}} \\ &\times \frac{\sqrt{\gamma^2 + \xi^2 + x^2} - \sqrt{\xi^2 + x^2}}{\sqrt{\gamma^2 + \xi^2 + x^2} + \sqrt{\xi^2 + x^2}}, \end{aligned} \quad (47)$$

as well as

$$\begin{aligned} \bar{I}_{\parallel}(\xi, \gamma) &= 2^3 \int_0^{\infty} dx x e^{-2\sqrt{x^2 + \xi^2}} \\ &\times \left\{ (\xi^2 + x^2) \frac{\sqrt{\gamma^2 + \xi^2 + x^2} - \sqrt{\xi^2 + x^2}}{\sqrt{\gamma^2 + \xi^2 + x^2} + \sqrt{\xi^2 + x^2}} \right. \\ &\left. + \xi^2 \frac{(\xi^2 + \gamma^2) \sqrt{\xi^2 + x^2} - \xi^2 \sqrt{\gamma^2 + \xi^2 + x^2}}{(\xi^2 + \gamma^2) \sqrt{\xi^2 + x^2} + \xi^2 \sqrt{\gamma^2 + \xi^2 + x^2}} \right\}. \end{aligned} \quad (48)$$

Even though the Eqs.(47) and (48) appear complicated their asymptotic expansions can, however, be obtained in a straightforward manner. If $k_A z \lesssim 1$ then, according to Eq.(46), only small ξ contributes. If, in addition, $\alpha k_A z \lesssim 1$ then

$$\begin{aligned} \bar{I}_{\perp}(\xi, \alpha k_A z) &\simeq (\alpha k_A z)^2, \\ \bar{I}_{\parallel}(\xi, \alpha k_A z) &\simeq (\alpha k_A z)^2 \left(\frac{1}{2} + \frac{2\xi^2}{(\alpha k_A z)^2 + 2\xi^2} \right), \end{aligned} \quad (49)$$

where we refrain from writing down the higher order terms. If, on the other hand, $\alpha k_A z \gtrsim 1$ we find that $\bar{I}_{\rho}(\xi, \alpha k_A z)$, for $a = \parallel, \perp$, does not depend on α , and

$$\bar{I}_{\perp}(\xi, \alpha k_A z) \simeq 2(3 + 6\xi + 4\xi^2)e^{-2\xi}, \quad (50)$$

as well as

$$\bar{I}_{\parallel}(\xi, \alpha k_A z) \simeq (3 + 6\xi + 8\xi^2 + 8\xi^3)e^{-2\xi}. \quad (51)$$

Eqs.(45) and (46) then imply that if $k_A z$ and $\alpha k_A z \lesssim 1$ then

$$F_M(k_A z) \simeq \left((|S_x|^2 + |S_y|^2) \left\{ \frac{1}{2} + \frac{2}{2 + \sqrt{2}\alpha} \right\} + |S_z|^2 \right) \frac{(\alpha k_A z)^2}{2}, \quad (52)$$

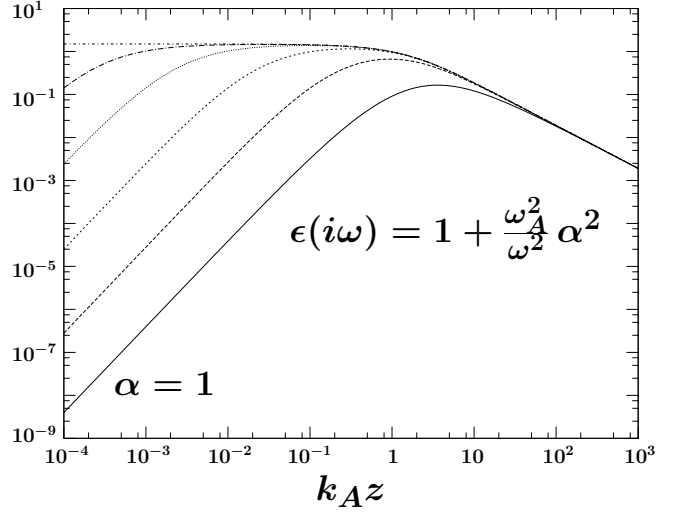


FIG. 3: The ground state dimensionless CP force $F_M(k_A z)$, as defined in the main text Eq.(45), in the case of a dielectric constant $\epsilon(i\omega) = 1 + \omega_A^2 \alpha^2 / \omega^2$ with $\alpha \equiv \omega_p / \omega_A$, as a function of $k_A z = \omega_A z / c$. For convenience we have chosen $|S_x|^2 = |S_y|^2 = |S_z|^2 = 1/4$. The curves correspond to $\alpha = 1$ (lower solid curve), $\alpha = 10, 10^2, 10^3, 10^4$, and $\alpha = \infty$ (upper curve).

i.e. $F_g(z, \omega_A) \propto \alpha^2 / (k_A z)^2$. If, on the other hand, $\alpha k_A z \gtrsim 1$ but $k_A z$ sufficiently small, then

$$F_M(k_A z) \simeq \frac{3}{2} (|S_x|^2 + |S_y|^2 + 2|S_z|^2), \quad (53)$$

i.e. $F_g(z, \omega_A) \propto 1 / (k_A z)^4$. With $\alpha k_A z \gg 1$ and $k_A z \gtrsim 10$, we obtain

$$F_M(k_A z) \simeq (|S_x|^2 + |S_y|^2 + |S_z|^2) \frac{8}{\pi k_A z}, \quad (54)$$

i.e. $F_g(z, \omega_A) \propto 1 / (k_A z)^5$. In Fig.3 the scaled and dimensionless CP force $F_M(k_A z)$ is presented and the numerical calculations are in excellent agreement with the asymptotic expansions as given above. The choice for the matrix elements $|S_x|^2 = |S_y|^2 = |S_z|^2 = 1/4$ is not important and we do not in general find any essential difference with regards to r - and p -polarizations. We will therefore, for convenience, make use of the the same set of matrix elements in the numerical calculations throughout the present paper.

Now returning to the Drude formula Eq.(44) with a finite ν , we observe that $\alpha \equiv \omega_p / \omega_A$ -parameter in the Eqs.(47) and (48) will be rescaled, i.e. $\alpha^2 \rightarrow \alpha^2 \xi / (\xi + \bar{\nu})$ with $\bar{\nu} \equiv \nu / \omega_A$. For the parameters for gold mentioned above and for rubidium atoms with $\omega_A = 2\pi \times 560$ kHz we then find that $\alpha \approx 3.9 \cdot 10^9$ and $\bar{\nu} \approx 1.5 \cdot 10^7$ and one therefore expect that we are close the perfect conductor limit. A numerical investigation verifies indeed that this is the case and $F_M(k_A z)$ is practically indistinguishable from the perfect conductor limit. For reasons of completeness we show $F_M(k_A z)$ in Fig.4 for $\alpha = 1$ for various values of $\bar{\nu}$. It is then clear that it is only

for α not too large that we are able to see the effect of dissipation due to the presence of a finite ν .

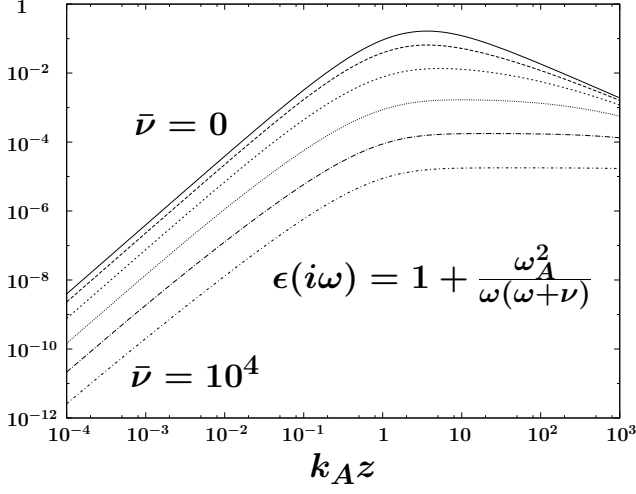


FIG. 4: The ground state dimensionless CP force $F_M(k_A z)$, as defined in the main text Eq.(45), in the case of a dielectric constant $\epsilon(i\omega) = 1 + \omega_p^2 / \omega(\omega + \nu)$ with $\omega_A = \omega_p$, as a function of $k_A z = \omega_A z / c$. For convenience we have chosen $|S_x|^2 = |S_y|^2 = |S_z|^2 = 1/4$. With $\bar{\nu} \equiv \nu / \omega_A$ the curves correspond to $\bar{\nu} = 0$ (upper solid curve), $\bar{\nu} = 1, 10, 10^2, 10^3$, and $\bar{\nu} = 10^4$ (lower curve).

More elaborate experimental investigations of the optical properties of gold have been carried out by Decca et al. [38] and by Svetovoy et al. [39]. In Ref.[38] it was, in particular, argued that measured Casimir pressures could be used to find constraints on possible Yukawa couplings from non-standard particle physics. In this work a generalized 6-oscillator form of the dielectric, constant taking into account interband transitions of core electrons, was given in the form

$$\epsilon(i\omega) = 1 + \frac{\omega_p^2}{\omega^2} + \sum_{j=1}^6 \frac{f_j}{\omega^2 + \omega_j^2 + g_j \omega}, \quad (55)$$

with $\omega_p = 8.9$ eV and where the rest of the parameters f_j and g_j were fitted to known tabulated optical data. We have used the corresponding set of parameters in a calculation of rescaled and dimensionless force quantity $F_M(k_A z)$ in Eq.(45) in order to reveal the effect of a more precise description of the dielectric properties of gold. The results are presented in Fig.5 and we conclude again that in general it will only be for $\omega_A \simeq \omega_p$, that details in the electromagnetic response properties of gold will be revealed in $F_M(k_A z)$ as defined by Eq.(45).

C. Dielectric medium

As an example of a dielectric media we consider sapphire for which the electric dipole induced CP forces has

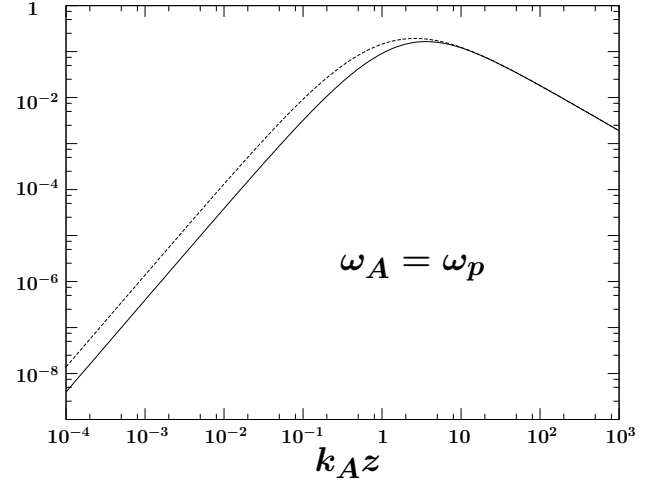


FIG. 5: The ground state dimensionless CP force $F_M(k_A z)$, as defined in the main text, in the case of a dielectric constant $\epsilon(i\omega) = 1 + \omega_p^2 / \omega^2$ as a function of $k_A z = \omega_A z / c$ (lower curve). For convenience we have chosen $|S_x|^2 = |S_y|^2 = |S_z|^2 = 1/4$. The upper curve shows $F_M(k_A z)$ when including interband core electron transitions according to Ref.[38] in terms of Eq.(55) with parameters as quoted in the main text.

been considered in Ref.[40] We find that the typical "two-plateau" behaviour of $\epsilon(i\omega)$ of sapphire as obtained numerically in Ref.[40] can be parameterized in the following form

$$\epsilon(i\omega) = 1 + \frac{\omega_{p1}^2}{\omega^2 + \omega_1^2} + \frac{\omega_{p2}^2}{\omega^2 + \omega_2^2}, \quad (56)$$

with the parameters $\omega_{p1} = 0.16$ eV, $\omega_{p2} = 30.8$ eV, $\omega_1 = 0.07$ eV, $\omega_2 = 20.8$ eV, where ω is given in units of eV. In Fig.6 we illustrate the behavior of the rescaled force $F_M(k_A z)$ where we now observe that $F_g(z, \omega_A) \propto 1 / (k_A z)^3$ even in the case rubidium atoms with a very small $\omega_A = 2\pi \times 560$ kHz as compared to other parameters in Eq.(56). This change of slope in $F_M(k_A z)$ as a function of $k_A z$ as compared to a metal is due to the fact that *all* the parameters in Eq.(56) are large as compared to ω_A . Indeed, using the dielectric constant Eq.(56) and Eqs.(45) as well as (46), one finds that if $k_A z \ll 1$ then $\bar{i}_\rho(k_A z) \simeq k_A z$ for $\rho = \parallel$ or \perp .

D. Superconductor

As the total current density is assumed to respond linearly and locally to the electric field, the dielectric function $\epsilon(\omega)$ at zero temperature can be written in the form

$$\epsilon(\omega) = 1 - \frac{\sigma_2(\omega)}{\epsilon_0 \omega} + i \frac{\sigma_1(\omega)}{\epsilon_0 \omega}. \quad (57)$$

Here $\sigma(\omega) \equiv \sigma_1(\omega) + i\sigma_2(\omega)$ is the, in general frequency dependent, complex optical conductivity. A detailed and often used description of the electrodynamic

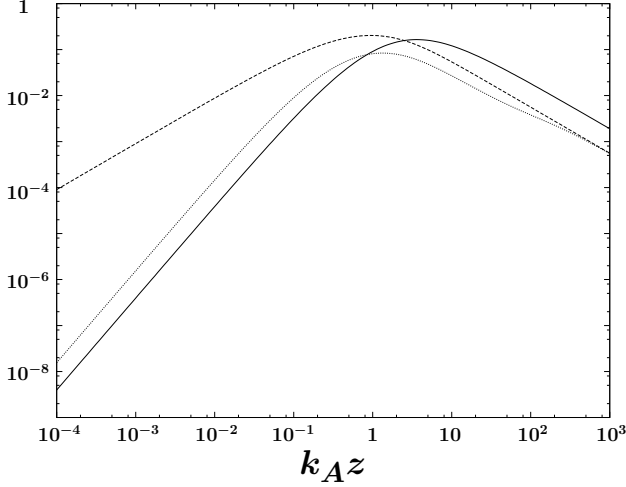


FIG. 6: The ground state dimensionless CP force $F_M(k_A z)$, as defined in the main text, in the case of sapphire with a two-plateau dielectric function as given in the main text Eq.(56). For convenience we have chosen $|S_x|^2 = |S_y|^2 = |S_z|^2 = 1/4$. The upper dashed curve shows $F_M(k_A z)$ when $\omega_A = ck_A = 2\pi \times 560$ kHz. The middle dotted curve corresponds to $\omega_A = \omega_p$ for sapphire. For comparison we also give $F_M(k_A z)$ with a dielectric constant $\epsilon(i\omega) = 1 + \omega_p^2/\omega^2$ with $\omega_A = \omega_p$ (lower solid curve).

properties of superconductors was developed by Mattis-Bardeen [41], and independently by Abrikosov-Gor'kov-Khalatnikov [42], based on the weak-coupling BCS theory of superconductors. In the clean limit, i.e. $l \gg \xi_0$, where l is the electron mean free path and ξ_0 is the coherence length of a pure material, the complex conductivity, normalized to $\sigma_n \equiv \sigma_1(T = T_c)$, can be expressed in the convenient form [43]

$$\frac{\sigma(\omega)}{\sigma_n} = \int_{\Delta - \hbar\omega}^{\Delta} \frac{dx}{\hbar\omega} g(x), \quad (58)$$

where

$$g(x) = \frac{x^2 + \Delta^2 + \hbar\omega x}{u_1(x)u_2(x)}. \quad (59)$$

Here we have defined the functions

$$u_1(x) = \begin{cases} \text{sgn}(x)\sqrt{x^2 - \Delta^2} & \text{if } |\Delta| < x, \\ -i\sqrt{\Delta^2 - x^2} & \text{if } |\Delta| > x, \end{cases} \quad (60)$$

as well as

$$u_2(x) = \sqrt{(x + \hbar\omega)^2 - \Delta^2}. \quad (61)$$

Here, the well-known BCS superconducting energy gap Δ is given by $\Delta = 3.53 k_B T_c / 2$ in terms of a critical temperature T_c [27]. In Fig.7 we plot $\sigma_1(\omega)$ and $\sigma_2(\omega)$ as functions of the dimensionless variable $q \equiv \Delta / \hbar\omega$. Since the low-frequency properties of $\epsilon(i\omega)$ will dominate

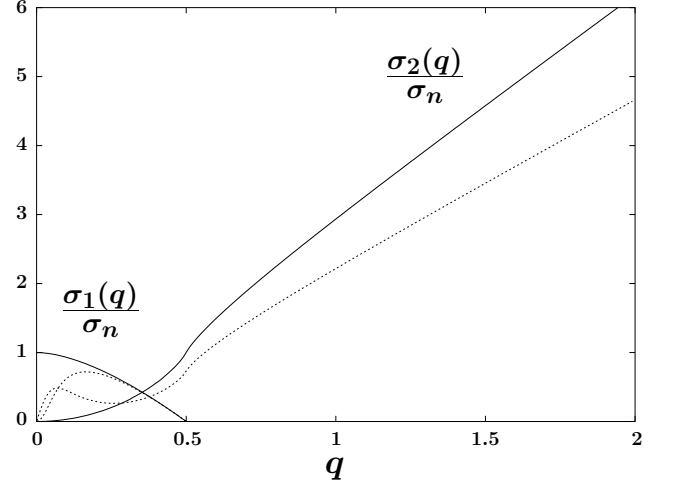


FIG. 7: The complex conductivity according to the Mattis-Bardeen theory. The variable q is given by $q \equiv \Delta / \hbar\omega$. We also observe that $\sigma_1(\omega) = 0$ if $q \geq 1/2$. The solid curves correspond to an infinite relaxation time τ . The dotted curves correspond to niobium for which we choose $13.61 = \hbar / \tau \Delta$, which corresponds to a mean free path of 9 nm.

the contribution to CP forces, it is important to notice that Eq.(58) leads to the asymptotic behaviour $\sigma_2(\omega) \rightarrow \pi\Delta / \hbar\omega$ as $\hbar\omega / \Delta \rightarrow 0$. The dielectric function $\epsilon(\omega)$ will therefore have a pole of second-order at $\omega = 0$.

The Kramers-Kronig relation Eq.(32) has then to be modified according to a standard procedure [34] with the result

$$\epsilon(i\omega) = 1 + \frac{\omega_{sp}^2}{\omega^2} + \frac{1}{\pi} P \int_{-\infty}^{\infty} dx \frac{x \epsilon_2(x)}{x^2 + \omega^2}, \quad (62)$$

where we have defined $\omega_{sp}^2 \equiv \pi\sigma_n\Delta / \epsilon_0\hbar$. For niobium $\hbar\omega_{sp} = 2.4$ eV which can be compared to $\hbar\omega_p = 9.0$ eV for gold.

As shown by Anderson and others [44, 45], the presence of non-magnetic impurities, which we only consider in the present paper, will not modify the superconducting energy gap as given by Δ . The complex conductivity will, however, in general be modified due to the presence of such impurities. In terms of the normal conducting state relaxation time τ , due to the presence of non-magnetic impurities, one can write [46]

$$\frac{\sigma_2(\omega) + i\sigma_1(\omega)}{\sigma_n} = \frac{1}{2\omega\tau} \int_{\Delta - \hbar\omega}^{\Delta} dx \left(\frac{g(x) + 1}{u_2 - u_1 + i\hbar/\tau} - \frac{g(x) - 1}{u_2 + u_1 - i\hbar/\tau} \right) - \frac{1}{2\omega\tau} \int_{\Delta}^{\infty} dx \left(\frac{g(x) - 1}{u_2 + u_1 - i\hbar/\tau} + \frac{g(x) - 1}{u_2 + u_1 + i\hbar/\tau} \right). \quad (63)$$

For niobium we choose τ such that $\hbar/\tau\Delta = \pi\xi_0/l = 13.61$, corresponding to the experimental coherence length $\xi_0 = 39$ nm and the mean free path $l(T \approx 9$ K) = $v_F\tau = 9$ nm [47]. The low-frequency limit of Eq.(63) can

be calculated in a straightforward manner and we find that

$$\frac{\sigma_2(\omega)}{\sigma_n} \rightarrow \pi \frac{\Delta}{\hbar\omega} \left(1 - f\left(\frac{\hbar}{\Delta\tau}\right) \right), \quad (64)$$

as $\hbar\omega/\Delta \rightarrow 0$, where we have defined the real-valued function

$$f(x) = 2 \frac{\log\left(x/2 + \sqrt{(x/2)^2 - 1}\right)}{\pi \sqrt{(x/2)^2 - 1}}. \quad (65)$$

We notice that in the presence of non-magnetic impurities Eq.(64) we still obtain a $1/\omega$ singularity in $\sigma(\omega)$ for small ω . In Fig.7 we illustrate the ω -dependence of $\sigma(\omega)$ in the clean limit ($\tau \rightarrow \infty$) as well as for niobium. Numerical investigations show that the asymptotic formula Eq.(64) actually describes $\sigma_2(\omega)$ for a wide range of frequencies. We also notice that for any finite $\tau/\hbar\Delta \neq 0$ we have the asymptotic behaviour $\sigma(\omega) \rightarrow 0$ as $\hbar\omega/\Delta \rightarrow \infty$. The discussion in this Section reveals that for superconductors, we are led back to the considerations for a metal as discussed in Section III B, apart from the continuum contribution in Eq.(62). A closer investigation shows that it is only for frequencies $\omega_A \gtrsim \Delta/\hbar$ that the CP force will be sensitive to this continuum contribution. For such frequencies, however, the Cooper pairs of the superconductor start to break up and we are again led back to a metal.

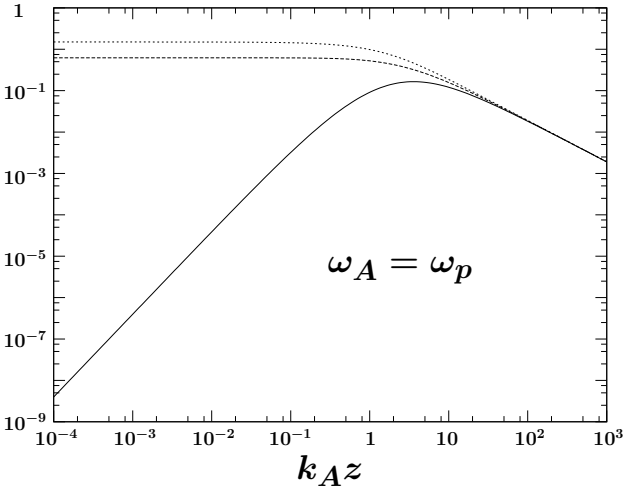


FIG. 8: The attractive ground state dimensionless CP force $F_E(k_A z)$, as defined in the main text Eq.(66) for electric dipole transitions. With a dielectric constant $\epsilon(i\omega) = 1 + \omega_p^2/\omega^2$, the middle curve shows $|F_E(k_A z)|$ as a function of $k_A z = \omega_A z/c$ with $\omega_A = \omega_p$. For convenience we have chosen $|\hat{d}_x|^2 = |\hat{d}_y|^2 = |\hat{d}_z|^2 = 1/4$. The upper curve shows $F_M(k_A z)$ as well $|F_E(k_A z)|$ in the perfect conductor limit $\omega_p \rightarrow \infty$. For comparison, the lower curve corresponds to $F_M(k_A z)$ (repulsive) for $\omega_A = \omega_p$ and $|S_x|^2 = |S_y|^2 = |S_z|^2 = 1/4$.

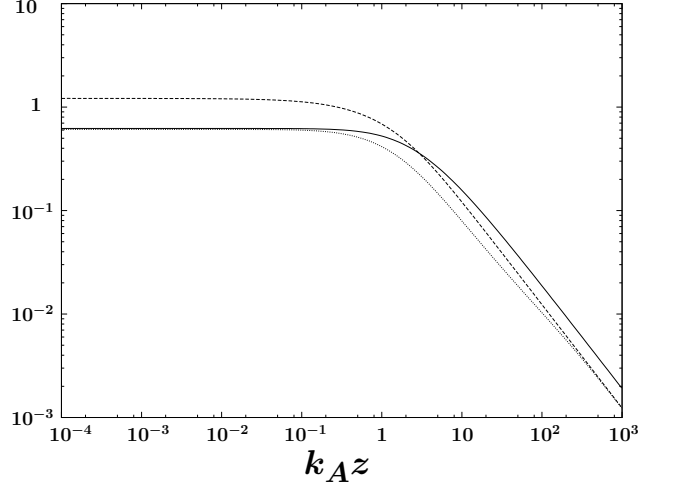


FIG. 9: The attractive ground state dimensionless CP force $F_E(k_A z)$, as defined in the main text Eq.(66) for electric dipole transitions in the case of sapphire with a two-plateau dielectric constant as given in the main text Eq.(56) and with $|\hat{d}_x|^2 = |\hat{d}_y|^2 = |\hat{d}_z|^2 = 1/4$. For comparison the upper dashed curve shows $|F_E(k_A z)|$ for the rubidium transition $\omega_A = ck_A = 2\pi \times 560$ kHz. With $\omega_A = \omega_p$ the middle solid curve shows $|F_E(k_A z)|$ for a dielectric constant $\epsilon(i\omega) = 1 + \omega_p^2/\omega^2$. The lower dotted curve shows $|F_E(k_A z)|$ in the case of sapphire with $\omega_A = 9.0$ eV.

IV. FINAL REMARKS AND SUMMARY

In addition to the interaction Hamiltonian $H' \equiv -\boldsymbol{\mu} \cdot \mathbf{B}$ as given Eq.(2) we may also add the Power-Zienau-Wooley [49, 50] Hamiltonian $H' \equiv -\mathbf{d} \cdot \mathbf{E}$ in order to describe electric dipole transitions. For the semi-infinite half space geometry as considered in Section III A one can now easily transfer the results for magnetic transition to electric dipole transitions according to the observations in Appendix A. There is, however, a subtle difference due to the role of the scattering coefficients $C_N(\lambda, \omega)$ and $C_M(\lambda, \omega)$ in Eqs.(26) and (27) which, for electric dipole interactions, has to be interchanged. We then define a dimensionless and rescaled attractive CP force $F_E(k_A z)$ analogous to Eq.(45), i.e.

$$F_E(k_A z) \equiv F_g^E(z, \omega_A) \frac{32\pi z^4}{\mu_0 |\mathbf{d}|^2} = \left\{ (|\hat{d}_x|^2 + |\hat{d}_y|^2) \bar{i}_{\parallel}^E(k_A z) + |\hat{d}_z|^2 \bar{i}_{\perp}^E(k_A z) \right\}. \quad (66)$$

where $F_g^E(z, \omega_A)$ is the ground state CP force induced by electric dipole transitions and $|\hat{d}_a|^2 \equiv |d_a|^2/|\mathbf{d}|^2$, $a = x, y, z$. The functions \bar{i}_{\perp}^E and \bar{i}_{\parallel}^E correspond to Eq.(46) with the only difference that the scattering coefficients $C_N(\lambda, \omega)$ and $C_M(\lambda, \omega)$ have been interchanged. Similar to the analysis in Section III B, i.e. for a metal, and for

$k_A z$ and $\alpha k_A z \lesssim 1$, one may show that

$$\tilde{i}_{\parallel}^E(k_A z) \simeq -\frac{3}{2} \frac{\alpha}{\sqrt{2} + \alpha}, \quad \tilde{i}_{\perp}^E(k_A z) \simeq -\frac{3\alpha}{\sqrt{2} + \alpha}. \quad (67)$$

If, on the one hand, $\alpha k_A z \gg 1$ and $k_A z \gtrsim 10$ we obtain, apart from a minus sign, the same asymptotic expansion as in Eq.(54) by replacing $|S_a|^2$ with $|\hat{d}_a|^2$ for $a = x, y, z$. In Fig.8 we illustrate these limits for $F_E(k_A z)$ where we observe that it is only for magnetic moment transitions we obtain a behaviour $F_g(z, \omega_A) \propto \alpha^2/(k_A z)^2$ for small sufficiently $k_A z$.

In Fig.9 we show the repulsive CP force $F_E(k_A z)$ for sapphire as well as for a metal and for different frequencies ω_A . We find the same qualitative features in all cases presented. Indeed, the discussion as in Section III C, but for sapphire, reveals that it is only for magnetic transitions we obtain a behaviour $F_g(z, \omega_A) \propto 1/(k_A z)^2$ or $1/(k_A z)^3$ for sufficiently small $k_A z$ as presented in Fig.6.

ACKNOWLEDGEMENTS

This work has been supported in part by the Norwegian University of Science and Technology (NTNU) and the Norwegian Research Council (NFR). One of the authors (B.-S.S.) wishes to thank Professors I.H. Brevik, K. Fossheim and J.S. Høye for various and fruitful illuminating comments. Members of the Norwegian network Complex, in particular T.H. Johansen, are also acknowledged for their generous inspiration during the course of the present work.

APPENDIX A: GREEN TENSOR FOR A SLAB

The equal position scattering Green tensor for the geometry as shown in Fig. 1, i.e. a semi-infinite half space, is ($z \geq 0$ and ω is real)

$$\begin{aligned} \vec{\nabla} \times \mathbf{G}^S(\mathbf{r}, \mathbf{r}, \omega) \times \vec{\nabla} = & \frac{i}{8\pi} \frac{\omega^2}{c^2} \int_0^\infty d\lambda \frac{\lambda}{\eta_0(\omega)} e^{i2\eta_0(\omega)z} \\ & \times \left\{ \mathcal{C}_N(\lambda) \begin{bmatrix} 1 & 0 & 0 \\ 0 & 1 & 0 \\ 0 & 0 & 1 \end{bmatrix} \right. \\ & \left. + \mathcal{C}_M(\lambda) \frac{c^2}{\omega^2} \begin{bmatrix} -\eta_0^2(\omega) & 0 & 0 \\ 0 & -\eta_0^2(\omega) & 0 \\ 0 & 0 & 2\lambda^2 \end{bmatrix} \right\}. \quad (A1) \end{aligned}$$

This equation is valid for a finite thickness h of the slab, i.e. it is more general than the analogous Eq. (G1) in Ref. [48]. Note that the analytical continuation of Eq. (A1) is Eq. (25). The scattering coefficients $\mathcal{C}_N(\lambda)$ and $\mathcal{C}_M(\lambda)$ are given by [33]

$$\mathcal{C}_N(\lambda) = r_p(\lambda) \frac{1 - e^{i2\eta(\lambda)h}}{1 - r_p^2(\lambda)e^{i2\eta(\lambda)h}}, \quad (A2)$$

$$\mathcal{C}_M(\lambda) = r_s(\lambda) \frac{1 - e^{i2\eta(\lambda)h}}{1 - r_s^2(\lambda)e^{i2\eta(\lambda)h}}, \quad (A3)$$

with the electromagnetic field polarization dependent Fresnel coefficients

$$r_s(\lambda) = \frac{\eta_0(\lambda) - \eta(\lambda)}{\eta_0(\lambda) + \eta(\lambda)}, \quad (A4)$$

$$r_p(\lambda) = \frac{\epsilon(\omega) \eta_0(\lambda) - \eta(\lambda)}{\epsilon(\omega) \eta_0(\lambda) + \eta(\lambda)}. \quad (A5)$$

Here we have defined $\eta(\lambda) = \sqrt{k^2 \epsilon(\omega) - \lambda^2}$, $\eta_0(\lambda) = \sqrt{k^2 - \lambda^2}$ and $k = \omega/c$.

For the case of electric dipole transitions, the equal position scattering Green tensor $\mathbf{G}^S(\mathbf{r}, \mathbf{r}, \omega)$ rather than $\vec{\nabla} \times \mathbf{G}^S(\mathbf{r}, \mathbf{r}, \omega) \times \vec{\nabla}$ is needed. This Green tensor can be obtained from Eq. (A1) by the substitution $\mathcal{C}_N(\lambda) \leftrightarrow \mathcal{C}_M(\lambda)$ and multiplying with c^2/ω^2 . In addition there will be a ω^2 factor in the calculation of a transition rate Γ due to the presence of the electric field in the electric dipole Hamiltonian.

APPENDIX B: PERFECT CONDUCTING SLAB

For an excited atom above a perfect conducting slab as shown in Fig. 1, the frequency shift is

$$\begin{aligned} \delta\omega_\alpha(z, \omega_{\beta\alpha}) = & \frac{\mu_0}{4\pi\hbar} \frac{1}{(2z)^3} \\ & \times \sum_{\beta \neq \alpha} \left\{ (|\mu_x^{\alpha\beta}|^2 + |\mu_y^{\alpha\beta}|^2) (f_{\parallel}(k_{\beta\alpha}z) - \tilde{i}_{\parallel}(k_{\beta\alpha}z)) \right. \\ & \left. + |\mu_z^{\alpha\beta}|^2 (f_{\perp}(k_{\beta\alpha}z) - \tilde{i}_{\perp}(k_{\beta\alpha}z)) \right\}, \quad (B1) \end{aligned}$$

where we have defined the dimensionless functions

$$\begin{aligned} f_{\parallel}(x) = & -(2x)^2 (\cos(2x) + \frac{1}{2}) \\ & + 2x \sin(2x) + \cos(2x) - 1 \\ & + (2x + 1) e^{-2x}, \quad (B2) \end{aligned}$$

and

$$f_{\perp}(x) = 2f_{\parallel}(x) - 2(2x)^2 \cos(2x). \quad (B3)$$

Here $\tilde{i}_\rho(k_{\beta\alpha}z)$ (using $\rho = \parallel, \perp$) is given by Eqs. (38) and (39).

For short distances, i.e. $k_{\beta\alpha}z \ll 1$ (non-retarded limit), $f_{\perp}(k_{\beta\alpha}z) \approx 2f_{\parallel}(k_{\beta\alpha}z) \approx 2$ in which case Eq. (B1) is reduced to the same result as for the state $|\beta\rangle$, i.e. reduced to Eq. (40). This agrees with the intuitive fact that the CP force for the excited ($|\alpha\rangle$) and the ground ($|\beta\rangle$) state should be the same in the classical limit.

In the long distance retarded limit, i.e. $k_{\beta\alpha}z \gg 1$, we realize that

$$f_{\parallel}(k_{\beta\alpha}z) \simeq -(2k_{\beta\alpha}z)^2 \left(\cos(2k_{\beta\alpha}z) + \frac{1}{2} \right), \quad (B4)$$

and

$$f_{\perp}(k_{\beta\alpha}z) \simeq -(2k_{\beta\alpha}z)^2 \left(4 \cos(2k_{\beta\alpha}z) + 1 \right), \quad (\text{B5})$$

in which case Eq. (B1) is reduced to

$$\delta\omega_{\alpha}(z, \omega_{\beta\alpha}) \simeq -\frac{\mu_0}{32\pi\hbar} \frac{k_{\beta\alpha}^2}{z}$$

$$\times \sum_{\beta \neq \alpha} \left\{ (|\mu_x^{\alpha\beta}|^2 + |\mu_y^{\alpha\beta}|^2) \left(\cos(2k_{\beta\alpha}z) + \frac{1}{2} \right) + |\mu_z^{\alpha\beta}|^2 \left(4 \cos(2k_{\beta\alpha}z) + 1 \right) \right\}. \quad (\text{B6})$$

-
- [1] V.M. Mostepanenko, N.N. Trunov, *The Casimir Effect and its Applications*, Clarendon Press, Oxford, 1997; V.A. Parsegian, *Van der Waals Forces*, Cambridge University Press, Cambridge, 2005.
- [2] H.B.G. Casimir, Proc. K. Ned. Akad. Wet. **51**, 793 (1948).
- [3] H.B.G. Casimir, and D. Polder, Phys. Rev. **73**, 360 (1948).
- [4] I.E. Dzyaloshinskii, E.M. Lifshitz, and L.P. Pitaevskii, Adv. Phys. **38**, 165 (1961).
- [5] S.K. Lamoreaux, Physics Today, Feb. 2007, p. 40.
- [6] G.L. Klimchitskaya, U. Mohideen, and V.M. Mostepanenko, arXiv:quant-ph/0902.4022 (2009) and Rev. Mod. Phys. (in press).
- [7] S.Y. Buhmann, and S. Scheel, Phys. Rev. Lett. **100**, 253201 (2008).
- [8] S.K. Lamoreaux, arXiv:quant-ph/0801.1283 (2008).
- [9] J.M. Obrecht, R.J. Wild, M. Antezza, L.P. Pitaevskii, S. Stringari, and E.A. Cornell, Phys. Rev. Lett. **98**, 063201 (2007).
- [10] C. Roux, A. Emmert, A. Lupascu, T. Nirrengarten, G. Nouges, M. Brune, J.-M. Raimond, and S. Haroche, EPL **81**, 56004 (2008).
- [11] H.B. Chan, V.A. Aksyuk, R.N. Kleiman, D.J. Bishop, and F. Capasso, Phys. Rev. Lett. **87**, 211801 (2001).
- [12] S. Dimopoulos and A.A. Geraci, Phys. Rev. D **68**, 124021 (2003).
- [13] J. Fortàgh, and C. Zimmermann, Rev. Mod. Phys. **79**, 235 (2007).
- [14] D. Cano, B. Kasch, H. Hattermann, D. Koelle, R. Kleiner, C. Zimmermann, and J. Fortàgh, Phys. Rev. A **77**, 063408 (2008).
- [15] U. Leonhardt, and T.G. Philbin, New Journal of Physics **9**, 254 (2007).
- [16] J.N. Munday, Federico Capasso, and A. Adrian Parsegian, Nature **457**, 170 (2009).
- [17] M.P.A. Jones, C.J. Vale, D. Sahagun, B.V. Hall, and E.A. Hinds, Phys. Rev. Lett. **91**, 080401 (2003).
- [18] D.M. Harber, J.M. McGuirk, J.M. Obrecht, and E.A. Cornell, J. Low. Temp. Phys. **133**, 229 (2003).
- [19] Y.J. Lin, I. Teper, C. Chin, and V. Vuletić, Phys. Rev. Lett. **92**, 050404 (2004).
- [20] S.M. Barnett and P.M. Radmore, “*Methods in Theoretical Quantum Optics*”, Oxford University Press, (1997).
- [21] V. Weisskopf, and E.P. Wigner, Zeitschrift für Physik **63**, 54 (1930).
- [22] R. Fermon, S. Scheel, and P.L. Knight, Phys. Rev. A **73**, 032902 (2006).
- [23] E. Merzbacher, *Quantum Mechanics; 2nd Edition*, Wiley, New York, 1970. For an extension using intermediate resonances, which is appropriate in our case in calculating the rate for a transition, see J.W. Norbury, and P.A. Deutchman, Am. J. Phys. **52**, 17 (1984).
- [24] P.K. Rekdal, S. Scheel, P.L. Knight, and E.A. Hinds, Phys. Rev. A **70**, 013811 (2004).
- [25] W. Vogel, D.-G. Welsch, “*Quantum Optics; 3rd Edition*”, Wiley-VCH, Berlin, 2006.
- [26] S. Scheel, L. Knöll, and D.-G. Welsch, Phys. Rev. A **60**, 4094 (1999);
- [27] A.L. Fetter, and J.D. Walecka “*Quantum Theory of Many-Particle Systems*”, McGraw-Hill, New York, 1971.
- [28] L. Dolan, and R. Jackiw, Phys. Rev. D **9**, 3320 (1974); J.F. Donoghue, and B.R. Holstein, Phys. Rev. D **28**, 340 (1983) and (E) Phys. Rev. D **29**, 3004 (1983); K. Takahashi, Phys. Rev. D **29**, 632 (1984); A. E. I. Johansson, G. Peressutti, and B.-S. Skagerstam, Nucl. Phys. B **278**, 324 (1986); B.-S. Skagerstam, “*Thermal Effects in Particle and String Theories*” in *Workshop on Superstrings and Particle Theory*, Eds. L. Clavelli and B. Harms, World Scientific, Singapore, 1990.
- [29] P.K. Rekdal, B.-S. Skagerstam, and A.H. Vaskinn, in preparation.
- [30] G. Barton, J. Phys. B: At. Mol. Phys. **20**, 879 (1987).
- [31] C. Henkel, S.Pötting, and W. Wilkens, Appl. Phys. B **69** 379 (1999); C. Henkel, K. Joulain, J.-P. Mulet, and J.-J. Greffet, J. Opt. A Appl. Opt. **4** S-109 (2002); C. Henkel, Eur. Phys. J. D. **35**, 59 (2005); V. Dikovskiy, Y. Japha, C. Henkel, and R. Folman, Eur. Phys. J. D. **35**, 87 (2005); Bo Zhang, and C. Henkel, J. Appl. Phys. **102** 084907 (2007).
- [32] M.-P. Gorza and M. Ducloy Eur. Phys. J. D **40**, 343 (2006).
- [33] L.W. Li, P.S. Kooi, M.S. Leong, and T.S. Yeo, J. of Electromag. Waves and Appl., Vol. **8**, No. 6, 663-678 (1994).
- [34] L.D. Landau, E.M. Lifshitz, and P.L. Pitaevskii, “*Electrodynamics of Continuous Media: Volume 8 of Course of Theoretical Physics*”, Pergamon Press, New York, 1984.
- [35] P. Elmfors, P. Liljeborg, D. Person, and B.-S. Skagerstam, Phys. Rev. D **51**, 5885 (1995).
- [36] J.D. Jackson, “*Classical Electrodynamics*”, John Wiley & Sons, New York, 1975.
- [37] I. Brevik, J.B. Aarseth, J.S. Høye, and K.A. Milton, Phys. Rev. E **71**, 056101 (2005).
- [38] R.S. Decca, D.López, E. Fischbach, G.L. Klimchitskaya, D. E. Krause, and V.M. Mostepanenko, Eur. Phys. J. C **51**, 963 (2007).
- [39] V.B. Svetovoy, P.J. van Zwol, G. Palasantzas, and J.Th.M. De Hosson, Phys. Rev. B **77**, 035439 (2008).
- [40] M. Antezza, L.P. Pitaevskii, and S. Stringari, Phys. Rev. A **70**, 053619 (2004).
- [41] D.C. Mattis, and J. Bardeen, Phys. Rev. **111**, 412 (1958).
- [42] A.A. Abrikosov, L.P. Gor'kov, and I.M. Khalatnikov, Zh.

- Eksp. Teor. Fiz. **35**, 365 (1958) [Sov. Phys. JETP **8**, 182 (1959)].
- [43] O. Klein, E.J. Nicol, K. Holczer, and G. Grüner, Phys. Rev. B **50**, 6307 (1994).
 - [44] P.W. Anderson, J. Phys. Chem. Solids **11**, 26 (1959).
 - [45] A.A. Abrikosov and L.P. Gor'kov, Zh. Eksp. Teor. Fiz. **35**, 1558 (1958); **36**, 319 (1959) [Sov. Phys. JETP **8**, 1090 (1959); **9**, 220 (1959)], and in Phys. Rev. **49**, 12337 (1994).
 - [46] G. Rickayzen, *Theory of Superconductivity* (Interscience, New York, 1965); J.-J. Chang, and D.J. Scalapino, Phys. Rev. B **40**, 4299 (1989).
 - [47] A.V. Pronin, M. Dressel, A. Primenov, A. Loidl, I.V. Roshchin, and L.H. Greene, Phys. Rev. B **57**, 14416 (1998).
 - [48] S.Y. Buhmann, L. Knöll, and D.-G. Welsch, Phys. Rev. A **70**, 052117 (2004).
 - [49] E.A. Power, and S. Zienau, Phil. Trans. R. Soc. Lond. A **251**, 427 (1959).
 - [50] R.G. Woolley, Proc. R. Soc. Lond. A **321**, 557 (1971).