

The gravity duals of $\mathcal{N} = 2$ superconformal field theories

Davide Gaiotto and Juan Maldacena

*School of Natural Sciences, Institute for Advanced Study
Princeton, NJ 08540, USA*

We study the gauge/gravity duality for theories with four dimensional $\mathcal{N} = 2$ supersymmetries. We consider the large class of generalized quiver field theories constructed recently by one of us (D.G.). These field theories can also be viewed as the IR limit of M5 branes wrapping a Riemann surface with punctures. We give a prescription for constructing the corresponding geometries and we discuss a few special cases in detail. There is a precise match for various quantities between the field theory and the M-theory description.

1. Introduction

A large and interesting class of four dimensional $\mathcal{N} = 2$ superconformal field theories was recently constructed in [1]. These are constructed as generalized quivers involving elementary fields as well as strongly coupled field theories as building blocks. These field theories can also be viewed as coming from N M5 branes that are wrapping a Riemann surface, which could be a sphere, a torus, or a higher genus surface. In addition we can have extra non-compact branes that intersect this surface at points. These can be viewed as “punctures” on the Riemann surface. In this paper we examine these constructions in the large N limit where we can study the system via its gravity dual. This gives a large class of AdS_5 compactifications of M-theory with four dimensional $\mathcal{N} = 2$ supersymmetry which fall into the ansatz proposed in [2]. We make a precise correspondence between the different field theories and the different gravity solutions.

A particular theory constructed in [1] is a strongly coupled superconformal theory T_N with three $SU(N)$ global symmetries. The theory has no coupling constant, and comes from N M5 branes wrapping a three-punctured sphere, or a “pair of pants” surface. Using this theory as an a kind of three vertex, one can construct quivers which have the topology of higher genus Riemann surfaces. The corresponding gravity solutions are given by certain AdS_5 compactifications of M-theory whose internal manifold involves the same Riemann surface with the same topology [3].

The construction in [1] relies on new phenomena that happen in quiver gauge theories when the original gauge couplings become strong. The complex structure moduli of the Riemann surface, including the position of the punctures, encode the gauge couplings of the theory. Ordinary quiver gauge theories correspond to the simplest choice of punctures on a sphere. The strong coupling limit brings several simple punctures together to produce more complicated punctures.

By starting with these four dimensional quiver theories it is also possible to recover the six dimensional field theory by taking a limit where the number of nodes in the quiver goes to infinity. This is in the spirit of [4], and it gives some insight into the origin of the N^3 degrees of freedom for a fivebrane.

In [1] it was found that the possible punctures leading to four dimensional superconformal field theories have a classification in terms of Young diagrams of $SU(N)$. We discuss the gravity solution that corresponds to each of these punctures. Some types of punctures lead to non-abelian global symmetries. In the bulk, these arise from A_{k-1} singularities. It

is interesting that the five dimensional gauge coupling of these gauge fields can be fairly strong, which leads to global symmetries with two point functions for the current of order one. Theories with such global symmetries might be useful for model building.

Finally, we will give a general prescription for constructing the gravity duals for general field theories in [1] by using the general ansatz for gravity duals of theories with $\mathcal{N} = 2$ SUSY written in [2]. In fact, it is interesting to study and classify various compactifications of M theory. Here we are studying compactifications of M-theory to AdS_5 which preserve sixteen supercharges. Since we are in AdS_5 the superalgebra is the $\mathcal{N} = 2$ superconformal algebra in four dimensions. We will find that we can think of a large class of such compactifications in terms of very simple elementary building blocks. We start with a Riemann surface and we put a variety of punctures on the Riemann surface. This Riemann surface and the punctures give some boundary conditions for a certain equation, whose solution determines the geometry.

This paper is organized as follows. In section two we describe the theories that arise from M5 branes wrapping a compact Riemann surface of genus $g > 1$. We start by reviewing a purely four dimensional construction of the corresponding field theory. In section three we discuss the possible punctures. Starting from the simplest ones and ending with the most general punctures. In section four we discuss some aspects of punctures which give rise to non-abelian global symmetries. In section five we conclude and discuss some open problems.

2. Field theories with no flavor symmetries and their gravity solutions

In this section we construct the field theories for the geometries discussed in [3]. Those geometries were obtained as the IR limit of M5 branes wrapping a two dimensional Riemann surface with a twisting that preserves four dimensional $\mathcal{N} = 2$ supersymmetry. First we pause to review some aspects of the field theories discussed in [1].

2.1. Review of the construction of T_N and the generalized quiver field theories

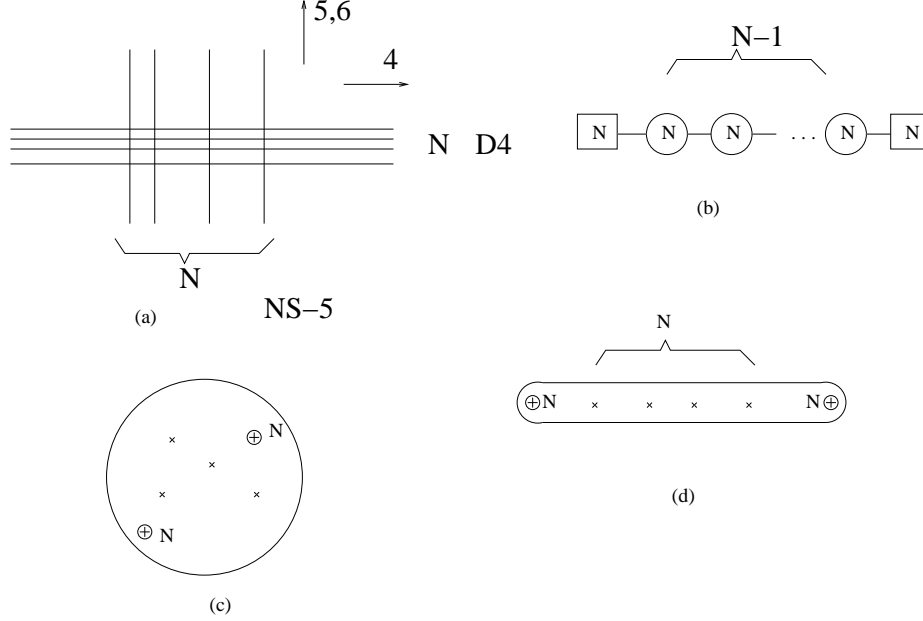


Fig. 1: (a) A brane construction that leads to the quiver shown in (b). The circles are gauge groups, the squares are global symmetries and the links are bi-fundamentals. We have N NS 5 branes in (a) and $N - 1$ gauge groups in (b). The links that join a square to a circle are fundamentals of the gauge group and of the global symmetry. (c) The space of couplings of the theory is parametrized by the position of punctures on a sphere, up to $SL(2, C)$ transformations. There are two special punctures associated to the two $SU(N)$ global symmetries. We also have elementary punctures associated to the NS fivebranes in (a). In (d) we schematically show the region in parameter space which leads to weak coupling in the quiver in (b).

We start by reviewing the construction of a particular $\mathcal{N} = 2$ superconformal field theory T_N given in [1]. The starting point is a quiver gauge theory that can be obtained by considering N D4 branes extended along the directions 01234 and N NS-5 branes along the directions 0123 56, see fig. 1(a). This is a conformal quiver gauge theory with $N - 1$ $SU(N)$ gauge groups. It has N fundamentals at each of the two ends and bifundamentals between consecutive nodes, see fig. 1(b). This theory has $N - 1$ coupling constants. At weak coupling we can take them to be the τ_i parameters of each gauge group. Witten has considered the M theory lift of this brane configuration [5]. He argued that the couplings for this theory can be viewed as points on a sphere, see fig. 1(c) ¹. There are N points

¹ One should not confuse the Riemann surface with punctures appearing in fig. 1(c) with the Riemann surface that describes the Seiberg Witten curve. The latter is roughly an N^{th} cover of the first. The latter encodes the couplings for the low energy theory while the first (the one in

associated to the N NS-5branes in the above picture and two special points associated to the semi-infinite D4 branes. Thus we have $N + 2$ punctures on a sphere. The $N - 1$ gauge couplings of the quiver are related to the $N - 1$ cross ratios that we can make from these $N + 2$ points.

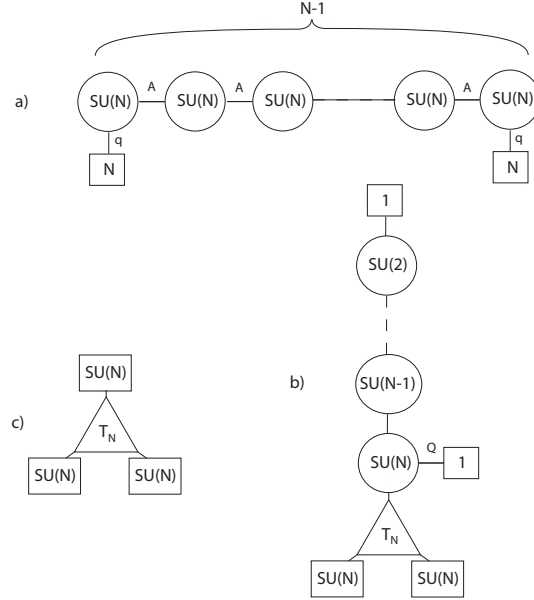


Fig. 2: (a) The initial quiver associated to the brane construction in fig. 1. We have quark fields q at the ends and bifundamental fields A between the gauge groups. There are $N - 1$ gauge groups and $N - 2$ bifundamentals. In (b) we see a dual description of the same theory. The theory consists of the theory T_N coupled to a quiver with decreasing ranks. In some region in parameter space the theory becomes weakly coupled. (c) If we decouple the $SU(N)$ factor in (b) we are left with the nontrivial theory T_N . The boxes denote global symmetries. The circles denote gauge groups. In addition, we have a global $U(1)$ symmetry for every link in the diagram.

The quiver gauge theory has N $U(1)$ global symmetry groups, and two $SU(N)$ global symmetry groups. In a precise sense, the two $SU(N)$ flavor groups are associated to the two special punctures, and the N $U(1)$ flavor groups to the other N punctures. The weak coupling limit of any node of the original quiver corresponds to a situation where some of the N punctures are brought towards one special puncture, the others towards the other special puncture. It was argued in [1] that other ways to bring punctures together in a hierarchical fashion, which correspond to strong coupling limits of the original quiver,

fig. 1(c)) describes the couplings of the full UV theory.

produce alternative weakly coupled descriptions of the theory via a generalization of the Argyres-Seiberg duality [6]. Namely, the theory has hidden dual gauge groups which are becoming weakly coupled, but a piece of the theory remains strongly coupled. In the simple situation where the two special punctures are brought together, a new dual $SU(N)$ gauge group emerges. The theory is now described by a generalized quiver as in fig. 2(b). This new quiver looks like an ordinary quiver except for the T_N factor. The T_N theory is an $\mathcal{N} = 2$ superconformal field theory with three $SU(N)$ flavor symmetries and no coupling constant. In this case, one of these three $SU(N)$ factors is gauged, the other two are the $SU(N)$ flavor symmetries associated to the original two special punctures. The contribution to the $SU(N)$ beta function from the T_N theory is the same as that of N fundamental hypers. Thus, we can see that all the nodes in the quiver in fig. 2 are conformal.

In the limit that we take the $SU(N)$ gauge coupling to zero we decouple the T_N theory. Thus, we can consider this theory on its own. In the decoupling limit the $N + 2$ punctured sphere simply degenerates to a three punctured sphere, representing T_N , and a sphere with $N + 1$ punctures, accounting for the remaining “tail” quiver. The two new punctures produced by the degeneration limit are identical to the two original special punctures. Viceversa, later we will introduce new $SU(N)$ gauge groups to glue together several three-punctured spheres into any desired Riemann surface, replacing pairs of special punctures with handles.

Let us discuss now some of the properties of this theory. First, it is a theory with no coupling constant. We can compute its conformal anomaly a and c coefficients as follows. We first start from the usual formulas for a and c for weakly coupled $\mathcal{N} = 2$ conformal theories

$$c = \frac{2n_v + n_h}{12}, \quad a = \frac{5n_v + n_h}{24}, \quad 24(a - c) = n_v - n_h \quad (2.1)$$

$$Tr[U(1)_R] = Tr[U(1)_R^3] = 2(n_v - n_h), \quad Tr[U(1)_R J_R^3 J_R^3] = \frac{1}{2}n_v$$

where J_R^3 is the J^3 generator in $SU(2)_R$ ². We interpret (2.1) in two ways, first we can view it as the computations of a, c in a free theory. We can also view them as the definition of effective numbers n_v and n_h for an arbitrary theory. In fact, instead of computing a

² $U(1)_R$ is the $\mathcal{N} = 2$ $U(1)_R$ charge normalized so that the supercharge has charge one. J_R^3 has eigenvalues $\pm 1/2$ on the fundamental of $SU(2)_R$.

and c we will compute the effective numbers n_v and n_h defined through (2.1). Finally the second line of (2.1) is simply stating which anomalies can be used to compute these two quantities. We start with the values of a and c for the original quiver and then we subtract the contributions from the weakly coupled chain in fig. 2(b). We find

$$n_v^{\text{original}} = (N^2 - 1)(N - 1) = N^3 - N^2 - N + 1, \quad n_h^{\text{original}} = N^3 \quad (2.2)$$

$$\begin{aligned} n_v^{\text{chain}} &= \sum_{i=2}^N (i^2 - 1) = \frac{N^3}{3} + \frac{N^2}{2} - \frac{5N}{6} \\ n_h^{\text{chain}} &= 2 + N + \sum_{i=2}^{N-1} i(i+1) = \frac{N^3}{3} + \frac{2N}{3} \end{aligned} \quad (2.3)$$

Thus we conclude that

$$\begin{aligned} n_v^{T_N} &= \frac{2N^3}{3} - \frac{3N^2}{2} - \frac{N}{6} + 1 \\ n_h^{T_N} &= \frac{2N^3}{3} - \frac{2N}{3} \end{aligned} \quad (2.4)$$

These are not the actual numbers of fields. It is simply a way to parametrize a and c , and the anomaly coefficients (2.1).

This theory contains an interesting BPS operator which is constructed as follows. In the original quiver theory we take a quark, a sequence of bifundamentals and an antiquark in such a way that we go from one end of the quiver to the other, see fig. 2a. This operator has the schematic form $H_{ij} = q_i A_1 A_2 \cdots A_{N-2} \tilde{q}_j$. This operator is protected, it has $SU(2)_R$ charge $j = N/2$ and zero $U(1)_R$ charge. Thus it has conformal dimension $\Delta = N$. It transforms in the fundamental representation of both $SU(N)$ flavor groups, and is also charged under all the N $U(1)$ flavor symmetry groups. In the dual quiver representation, the N $U(1)$ s are remixed into the $U(1)$ flavor symmetry of the new bifundamentals, of the $SU(2)$ fundamental field and of the fundamental Q^k that is attached to the $SU(N)$ gauge group in fig. 2b.

We conjecture a decomposition of the form $H_{ij} = O_{ijk} Q^k$ where Q^k is the fundamental that is attached to the $SU(N)$ gauge group in fig. 2(b) and O_{ijk} is an operator in the theory T_N . In the limit that we decouple the $SU(N)$ factor we see that we get a new gauge invariant BPS operator given by O_{ijk} . This operator transforms under the three $SU(N)$ groups of the theory T_N and it has dimension $\Delta = N - 1$. We see that something special happens for $N = 2$. In this case Q_{ijk} is just a free field, leading to four free hypermultiplets.

This is all the theory T_2 contains. fig. 2a and fig. 2b both coincide with the $N_f = 4$ $SU(2)$ gauge theory, in two S-dual frames [1]. In the case $N = 3$ O_{ijk} has dimension two and it contains a conserved current in its multiplet. This enhances the global symmetry from $SU(3)^3$ to E_6 . Indeed T_3 coincides with the same strongly interacting SCFT with E_6 flavor symmetry which plays a crucial role in [6].

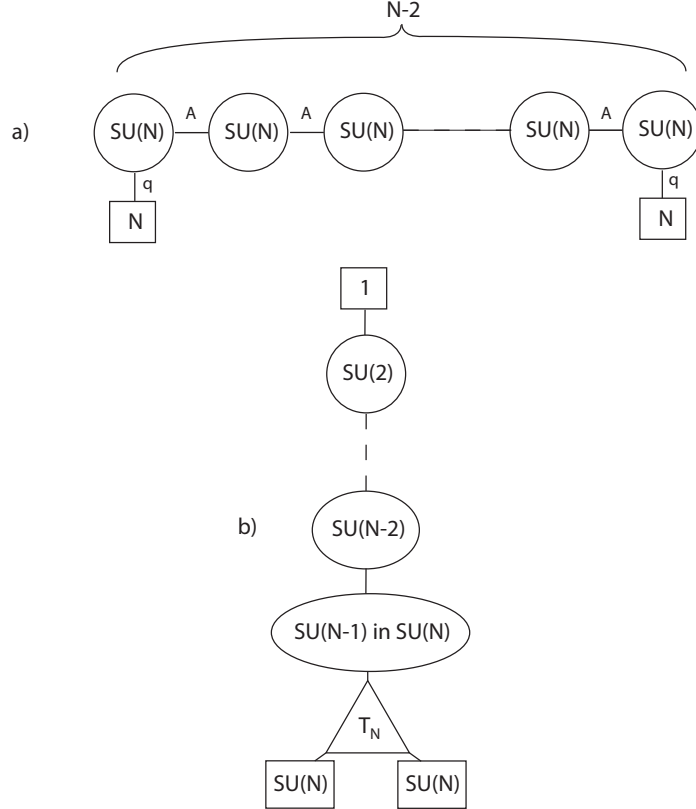


Fig. 3: An alternative way of producing the theory T_N . (a) The initial quiver has $N - 2$ gauge groups. (b) Dual description of the same theory. In this case we only gauge an $SU(N - 1)$ subgroup of one of the $SU(N)$ symmetries of T_N .

For higher values of N , $N > 3$, we expect simply the $SU(N)^3$ symmetry, and no further global symmetries. The conjectured existence of the operator O_{ijk} can be confirmed by looking at a slightly different setup: a quiver of the form of fig. 2a, but one less $SU(N)$ gauge node, see fig. 3(a). In the appropriate strong coupling this quiver has a dual quiver description involving again T_N . The dual quiver description resembles fig. 2b, but the $SU(N)$ gauge group is missing, and the $SU(N - 1)$ gauge group directly gauges the simple $SU(N - 1)$ subgroup of a $SU(N)$ global symmetry group of T_N , see fig. 3(b). The current anomalies again allow this gauge group to be conformal. Now H_{ij} has dimension $N - 1$

and simply coincides with O_{ijN} , the piece of O_{ijk} which is a singlet of the $SU(N-1)$ acting on $k = 1 \cdots N-1$. It is easy to show that any alternative hypothesis involving the remaining bifundamentals and quarks of the fig. 2b in the decomposition of H_{ij} would produce several distinct operators of the form H_{ij} , but only one is present in the original quiver.

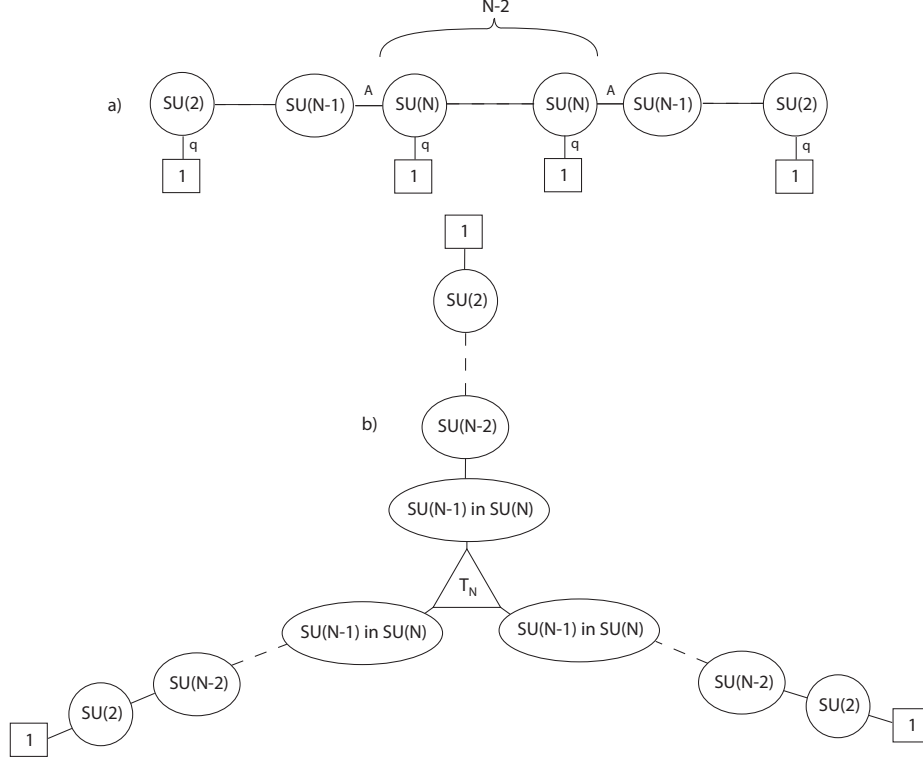


Fig. 4: (a) Starting initial quiver where we attach chains to the ends of the quiver in fig. 3. (b) This theory has this alternative description, using the results in fig. 3. In this case the three vertices of the T_N theory are treated in the same way. Thus the configuration is invariant under permutations of the three chains.

It is amusing to finally consider a symmetric setup, where a sequence of nodes $SU(N-1) - SU(N-2) \cdots SU(2)$ is appended to all three legs of T_N , see fig. 4(b). We can replace T_N and any one of the three sequences of nodes with a sequence of $N-2$ $SU(N)$ nodes, see fig. 4(a). The resulting quiver gauge theory will be useful later in the paper. It has only $3N-3$ $U(1)$ flavor symmetry groups, and is associated to a sphere with $3N-3$ punctures, none special. It has a single dimension $N-1$ operator, which is simply H_{NN} . The uniqueness of the operator, and the S_3 symmetry of the setup insure that it descends from a O_{NNN} in T_N .

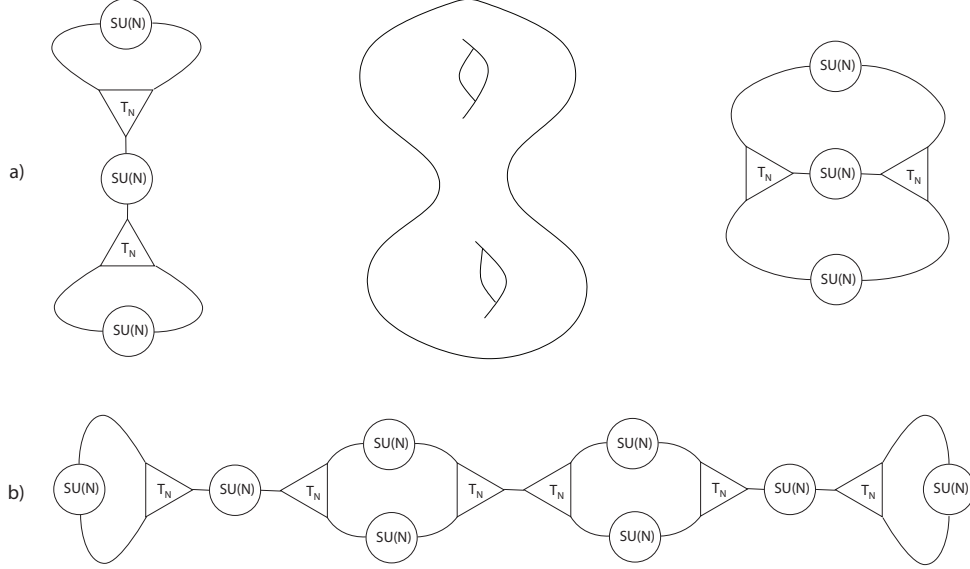


Fig. 5: (a) Quiver constructed with the theory T_N by gauging the $SU(N)$ global symmetries of the T_N theory. Each circle indicates a gauge group. The resulting diagram can be viewed as giving a Riemann surface of genus two. We displayed two quiver constructions involving the T_N theory that give rise to the same field theory. They corresponding groups are weakly coupled in different regions of the parameter space. In (b) we see a quiver associated to a higher genus Riemann surface. In this case it has genus four. Increasing the genus by one requires two extra T_N factors as well as three extra gauge groups.

We can now use the theory T_N as a building block for constructing other theories. In particular, we can build theories where all the $SU(N)$ factors are gauged. We introduce a gauge group which is gauging two of the $SU(N)$ global symmetries, belonging either to the same T_N or to two different T_N theories. Such theories are conformal because the T_N contribution to the $SU(N)$ beta function is that of N hypermultiplets. The number of parameters of the resulting theory is equal to the number of $SU(N)$ gauge fields that we introduced. In fact, if we link up all the $SU(N)$ factors, then we end up with a structure that can be viewed as a higher genus Riemann surface with genus $g \geq 2$, see fig. 5. Such a theory has $2(g-1)$ T_N building blocks and $3(g-1)$ $SU(N)$ gauge groups.

We can then easily compute the central charges by adding the contribution of the T_N theories and the vector multiplets. We can express the result in terms of the effective number of vectors and hypers

$$\begin{aligned}
 n_v^g &= (g-1) \left[\frac{4N^3}{3} - \frac{N}{3} - 1 \right] \\
 n_h^g &= (g-1) \left[\frac{4N^3}{3} - \frac{4N}{3} \right]
 \end{aligned} \tag{2.5}$$

From the operators O_{ijk} of each T_N theory we can construct gauge invariant operators by putting one operator per T_N factor and then contracting the indices in a gauge invariant fashion. This gives an operator \mathcal{O} of dimension

$$\Delta = 2(g-1)(N-1) \quad (2.6)$$

2.2. The geometry coming from M5 branes on a Riemann surface

In this section we review the geometry constructed in [3]. It was obtained by a gravity construction which corresponds to starting with the $M5$ theory and putting it on a two dimensional Riemann surface and then flowing to the infrared. In the UV we have a six dimensional theory and in the IR we have a four dimensional theory. More concretely, one can start with a geometry which is approximately $AdS_7 \times S^4$ at the boundary. The boundary geometry contains an $R^4 \times \Sigma_2$. The S^4 is fibered over the Σ_2 in such away that we preserve eight supercharges. When we flow to the IR we find that the geometry contains an AdS_5 factor and six internal dimensions of finite size. These six internal dimensions can be viewed as an S^4 fibered over the Riemann surface. This fibration is related to the twisting. The Riemann surface we are considering has constant curvature and it is represented as a quotient of hyperbolic space.

More explicitly the full eleven dimensional geometry that describes the IR fixed point is given by

$$\begin{aligned} ds_{11}^2 = & (\pi N l_p^3)^{2/3} \frac{W^{1/3}}{2} \left\{ 4ds_{AdS_5}^2 + 2 \left[4 \frac{(dr^2 + r^2 d\beta^2)}{(1-r^2)^2} \right] + 2d\theta^2 + \right. \\ & \left. + \frac{2}{W} \cos^2 \theta (d\psi^2 + \sin^2 \psi d\phi^2) + \frac{4}{W} \sin^2 \theta (d\chi + \frac{2r^2 d\beta}{(1-r^2)})^2 \right\} \\ W \equiv & (1 + \cos^2 \theta) \end{aligned} \quad (2.7)$$

Here the angles θ, ψ, ϕ, χ parametrize a space which is topologically a four sphere. The coordinates r, β parametrize two dimensional hyperbolic space³. In order to obtain a compact Riemann surface we are quotienting this hyperbolic space by a group Γ . The formula for the central charge is $c = \frac{\pi R_{AdS_5}^3}{8G_N^5}$, where G_N^5 is the five dimensional Newton constant [7]. The eleven dimensional Newton constant is $G_N^{11} = 16\pi^7 l_p^9$. We then obtain that

$$c = \frac{N^3}{3} \frac{A_\Sigma}{4\pi} = \frac{N^3}{3} (g-1), \quad A_\Sigma = 4\pi(g-1), \quad g > 1 \quad (2.8)$$

³ The term between brackets [], including the factor of four, is the metric on the unit radius hyperbolic space.

where we used that for a Riemann surface with constant curvature the area is proportional to the Euler characteristic. We see that this agrees with what we obtain from (2.5)(2.1), up to corrections of order N . Note that the formulas in (2.5)(2.1) also imply that $a = c$ up to corrections of order N . Namely, $24(a - c) = (N - 1)(g - 1)$. The order N term arises from an R^2 correction in AdS_5 [8,9,10]. This, in turn, comes from the R^4 correction in eleven dimensions [11]. In fact, it can easily be seen that such a term has the correct N dependence. The numerical coefficient can be checked as follows. First we note that we can also alternatively view $a - c$ as the anomaly coefficient involving the $U(1)_R$ current and two stress tensor insertions (2.1). This four dimensional anomaly descends from the anomalies in six dimensions for the 5 brane theory. These anomalies were computed in [12], by considering the gravity inflow contribution. As explained in [12], that amounts to computing certain Chern Simons terms in seven dimensional gauge supergravity. Their final answer has a term involving purely the normal bundle (purely the gauge fields of 7-d gauged supergravity) plus another term which is linear in N whose total contribution is equal to N times the contribution of a single fivebrane (see eqn (2.5) in [12]). The contribution to $(a - c)$ must come from the term linear in N since it is the only term that involves the tangent bundle. For a single fivebrane it is easy to compute $a - c$. A single fivebrane gives g vector multiplets and one hypermultiplet. Thus a single fivebrane gives $24(a - c) = g - 1$, see (2.1). Then N fivebranes give us the result that matches with the order N term of the field theory answer. Note that this is a computation that was done entirely using the gravity dual, including the higher derivative corrections, since that is the method used in [12]. By a similar method it is possible also to match the subleading corrections to a and c individually. More explicitly one can consider the $U(1)_R SU(2)_R^2$ anomaly which is proportional to what we called n_v (2.1). Then, according to the formulas in [12], this anomaly is the sum of two terms. One is the contribution for a single M5 brane but multiplied by N . The second is a term that is proportional to $N^3 - N$ (see eqn (2.5) in [12]). This second term is the one we get from the leading order gravity result. On the other hand, the single fivebrane contribution has $n_v = g - 1$. Note that the actual number of vector multiplets is g , but in this case the center of mass hypermultiplet fermion is charged under $SU(2)_R$ and gives the minus one contribution. (Ordinary field theory hypermultiplet fermions are uncharged under $SU(2)_R$.) Finally, the total contribution is simply the one we had from leading order supergravity with $N^3 \rightarrow N^3 - N$ plus N times the one for a single brane. Then we have

$$n_v = \frac{4}{3}(N^3 - N)(g - 1) + N(g - 1) = (g - 1) \left[\frac{4N^3}{3} - \frac{N}{3} \right] \quad (2.9)$$

This is the gravity result including the first subleading correction. It is almost equal to the field theory result (2.5). The extra (-1) we have in (2.5) comes from the decoupled center of mass degree of freedom on the branes which is not included in the field theory. In the gravity side this could arise after quantizing all fields in this background, but we did not check it. It is similar to the computation done in [13], [14]. The total form of $a - c$ is also proportional to $N - 1$ and this minus one would arise in the same way from the center of mass degrees of freedom.

Let us now look for the state that is dual to the operator \mathcal{O} described near (2.6). This operator is an $M2$ brane wrapping the Riemann surface Σ . The operator carries no $U(1)$ charge, so the $M2$ brane has to be located at a $U(1)$ invariant position. This means that $\theta = 0$ in (2.7). Using the formula for the tension of the $M2$ brane $T = \frac{1}{(2\pi)^2 l_p^3}$ and the area of the Riemann surface at $\theta = 0$ we find

$$\Delta_{grav} = \frac{1}{(2\pi)^2 l_p^3} (\pi N l_p) 2A_\Sigma = 2(g - 1)N \quad (2.10)$$

which agrees with (2.6) up to a term of order one. This operator also carries $SU(2)_R$ spin $j = (g - 1)(N - 1)$. The term proportional to N arises as follows. This $M2$ brane sits at point on the S^2 . In addition, the $M2$ brane couples the four form flux F_4 which has a flux equal to $2N(g - 1)$ over $S^2 \times \Sigma_2$. This implies that the $M2$ brane behaves as a particle on S^2 with $2N(g - 1)$ units of magnetic flux over the S^2 , which leads to $SU(2)_R$ spin $j = N(g - 1)$.

We expect that there is a correction to (2.10) that leads to a match with the field theory answer (2.6). We need a correction that adds $-2g + 2$ to (2.10). This correction should arise as a correction to the $SU(2)$ spin of the $M2$ brane and it appears to arise as follows. The $+2$ is related to the quantization of the fermion zero modes associated to the broken supersymmetries. These fermions are scalars on the $M2$ brane. We will later give an alternative argument for this fact. This $M2$ brane has additional bosonic and fermionic zero modes which are associated to one forms on the surface. The supersymmetric quantum mechanics will lead to a spin $j_R = g$ multiplet, as it was shown in a similar context in [15]. This can give rise to the $-2g$ correction, but we did not check the sign.

It is actually possible to wrap an $M2$ brane multiple (n) times on the Riemann surface. If the $M2$ brane is connected, it takes the form of some genus $n(g - 1) + 1$ surface with covers the original one n times. It is clearly possible to build the corresponding operator \mathcal{O}_n by taking n copies of O_{ijk} at each factor of T_N and contracting indices to imitate the topology of the multiply wound $M2$ brane.

Note that the group Γ that produced the Riemann surface contains a number of parameters corresponding to the moduli of the Riemann surface. The number of parameters matches precisely the number of $SU(N)$ gauge groups which we used in the construction, namely $3(g-1)$. Note that if we go near a degeneration region of the Riemann surface where it develops narrow tubes connected by various “pants”, then we get a picture that corresponds closely to the field theory quiver in fig. 5. Each tube corresponds to a gauge group, the length to width ratio of the tube is related to $1/g^2$. The amount of twisting of the tube as we join the two sides is related to the theta angle. If the tube is narrow, we expect a reduction to the metric of a D4 brane. Finally, the “pants” corresponds to the theory T_N .

The reduction of the C_3 gauge potential in M theory on Σ_2 might lead to a $U(1)$ gauge field, A_1 , in AdS_5 and a $U(1)$ global symmetry in the gauge theory. However in AdS_5 we would have a coupling $N \int_{AdS_5} A_1 \wedge F_4$, which is giving a mass to this gauge boson. Thus, we do not have an extra massless $U(1)$ gauge boson in AdS . Thus the theory does not have any $U(1)$ global symmetry.

The theory should also have chiral primary fields which carry $U(1)$ charges coming from Kaluza Klein reduction. It would be nice to verify that we get the right spectrum of fields. This should match the spectrum of differentials of various degrees on the Riemann surface. Namely, an operator with $U(1)_R$ charge l in the six dimensional $(0,2)$ theory becomes an l -th differential after the twisting. In other words, we can write the formal expression $Tr[\phi_z^l]$. We have that $l = 2, 3 \dots, N$. It seems intuitively clear from the twisting procedure that the original KK modes of $AdS_7 \times S^4$ would lead to the correct spectrum of states, but we did not verify all the details.

This theory also has a very rich variety of Wilson and 't Hooft line operators. For each gauge group in the quiver in fig. 5 we have Wilson and a 't Hooft operator. In addition we have mixed operators. These operators correspond to M2 branes with one direction wrapping a one cycle in the Riemann surface and the other two directions along the AdS_5 directions, so that they intersect the AdS_5 boundary along a line. They sit at $\theta = \pi/2$ which is an $SU(2)_R$ invariant point and they are localized on the χ circle. The field theory operators are BPS operators including the gauge connection and the adjoint scalar. It seems that the method proposed in [16] might lead to exact expressions for these observables. Note that there are more gauge groups than there are topologically non-trivial cycles on the surface. In fact, due to the presence of the operators Q_{ijk} of the T_N , not all the Wilson loops are topologically non-trivial. Of course, a Wilson loop does not need to be topologically non-trivial in order to be BPS.

3. Punctures and more general field theories

In the previous section we discussed configurations involving the IR limit of N M5 branes wrapping a Riemann surface. In this section we add extra M5 branes that intersect this Riemann surface at a points. The simplest possibility is to add one extra M5 brane intersecting the original N M5 branes at a point. We will first analyze this problem in the probe approximation. We will later discuss what happens when we add a large number of extra M5 fivebranes and discuss the full backreacted solutions near the punctures. We also discuss a class of solutions with an extra $U(1)$ symmetry which will display a precise match to the field theory discussion of the various punctures in [1].

The most general eleven dimensional geometries preserving $\mathcal{N} = 2$ superconformal symmetry were found in [2]. They are given in terms of solutions of a Toda equation, as we review below. In this section we will explain in detail the boundary conditions for the Toda equation which lead to well behaved geometries dual to the field theories under consideration.

3.1. Probe approximation

Let us first consider the simplest puncture. This corresponds to adding a single M5 brane that is intersecting the Riemann surface at a point. Of course, this M5 brane is also extended along the four dimensional spacetime. This corresponds to adding a single probe M5 branes to the geometries we discussed in the previous section. The M5 brane should also be extended along all of the AdS_5 directions and it should preserve the $SU(2)_R \times U(1)_R$ symmetry of the superconformal algebra. The requirement of $SU(2)_R$ symmetry implies that the brane should be sitting in the region where the two sphere associated to the $SU(2)_R$ symmetry shrinks to zero. In addition, it should be wrapping the circle associated to the $U(1)_R$ symmetry. Thus the brane sits at $\theta = \pi/2$ in (2.7), and at a point in the H^2/Γ space.

In the field theory construction of the previous section, the addition of a single brane corresponds to the addition of a single gauge group factor, see fig. 6. This extra gauge group factor implies that now we have a bifundamental field A , see fig. 6. This leads to an extra global $U(1)$ symmetry that acts on A as $A \rightarrow e^{i\varphi/N} A$. Note that $A \rightarrow e^{i2\pi/N} A$ is a gauge transformation, so that $\varphi \sim \varphi + 2\pi$. With these bifundamentals we can construct the BPS operator $Det(A)$ which has charge one under this global $U(1)$ symmetry. In addition, it has $SU(2)_R$ spin $j = N/2$ and conformal dimension N .

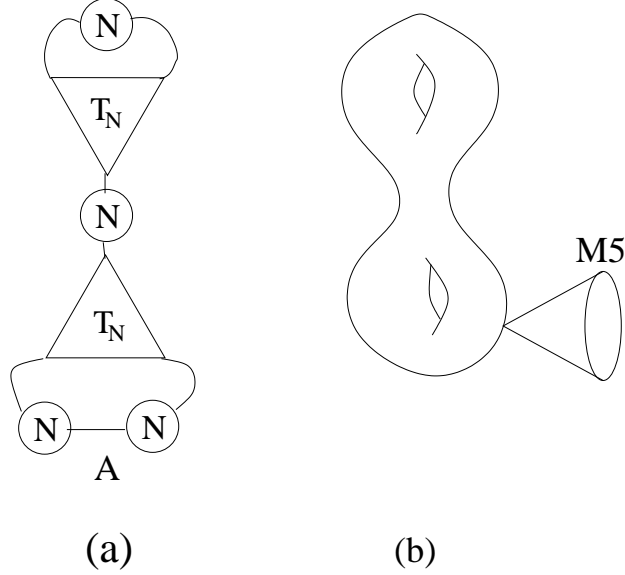


Fig. 6: (a) We add an extra gauge factor to the configurations in fig. 5. We have an extra bifundamental field A . (b) This gives rise to a Riemann surface with an elementary puncture. This adds a single M5 brane that is transverse to the Riemann surface and wraps the circle corresponding to the $U(1)_R$ symmetry. It intersects the N fivebranes that wrap the Riemann surface at a point on the Riemann surface.

Returning to the gravity description, we note that the extra probe brane has a world-volume given by $AdS_5 \times S^1$. The M5 brane has a two form potential with a self dual three form field strength on its worldvolume. The Kaluza Klein reduction of this two form potential on the S^1 gives rise to a $U(1)$ gauge field in AdS_5 . This corresponds to the global $U(1)$ symmetry rotating the phase of the bifundamental field A . We also have a BPS state given by an M2 brane which ends on the fivebrane along the S^1 and it is extended from $\theta = \pi/2$, where the $M5$ sits to $\theta = 0$ where the S^1 shrinks. This brane has charge one under the gauge field in AdS_5 associated to the global $U(1)$ symmetry. One can easily check from (2.7) that such a brane has dimension N . Its $SU(2)_R$ spin arises from the flux of G_4 on a fourcycle given by the two sphere together with the two cycle wrapped by the M2 brane. This fourcycle is, topologically, the S^4 transverse to the N original M5 branes wrapping the Riemann surface. Thus the flux of G_4 is N and the $SU(2)_R$ spin is $j = N/2$.

3.2. A general class of gravity solutions which are dual to $\mathcal{N} = 2$ superconformal field theories

The most general gravity solution of eleven dimensional supergravity which preserves

$\mathcal{N} = 2$ superconformal symmetry was constructed in [2]⁴. The full solution is constructed from a single function $D(x_1, x_2, y)$ which depends on three variables and it obeys a Toda equation of the form

$$\partial_{x_1}^2 D + \partial_{x_2}^2 D + \partial_y^2 e^D = 0 \quad (3.1)$$

A simple solution to this equation is

$$e^D = (N^2 - y^2) \frac{4}{(1 - r^2)^2}, \quad r^2 = x_1^2 + x_2^2 \quad (3.2)$$

When this solution is inserted into the ansatz in [2] we recover (2.7). For the reader's convenience we reproduce the ansatz

$$\begin{aligned} ds_{11}^2 &= \kappa^{2/3} e^{2\tilde{\lambda}} \left(4ds_{AdS_5}^2 + y^2 e^{-6\tilde{\lambda}} d\tilde{\Omega}_2^2 + ds_4^2 \right) \\ ds_4^2 &= \frac{4}{(1 - y\partial_y D)} (d\chi + v_i dx^i)^2 + \frac{-\partial_y D}{y} [dy^2 + e^D (dx_1^2 + dx_2^2)] \\ v_i &= \frac{1}{2} \epsilon_{ij} \partial_j D \quad v = v_i dx_i \\ e^{-6\tilde{\lambda}} &= -\frac{\partial_y D}{y(1 - y\partial_y D)} \\ G_4 &= \kappa F_2 \wedge d\Omega_2 \\ F_2 &= 2 \left[(dt + v) d(y^3 e^{-6\tilde{\lambda}}) + y(1 - y^2 e^{-6\tilde{\lambda}}) dv - \frac{1}{2} \partial_y e^D dx_1 dx_2 \right] \end{aligned} \quad (3.3)$$

This is the most general M-theory solution which preserves four dimensional $\mathcal{N} = 2$ superconformal symmetry. Here we introduced a constant κ multiplying the metric which we could remove by performing a rescaling of y and e^D . We introduce it to simplify the charge quantization conditions. We will mostly take $\kappa = \frac{\pi}{2} l_p^3$, but occasionally, in some solutions we will set it to other values⁵.

The region $y = 0$ is special because S^2 shrinks. This is ensured by demanding that e^D is finite and $\partial_y D = 0$ at $y = 0$. This condition is obeyed in the regions with no punctures. Below we will derive the correct condition when we have a puncture. The

⁴ This was shown up to a small caveat discussed in appendix F.8 of [2]. A particular flux was assumed to be zero and it was checked that it could not be turned on infinitesimally, but it is possible that there are solutions where such a flux is finite and cannot be turned off infinitesimally. It would be nice to close this possible loophole, or find a more general ansatz, if that were possible.

⁵ In these conventions $\frac{1}{(2\pi)^3 l_p^3} \int G_4$ is an integer, up to the effects discussed in [17]. The coupling of C_3 to the M2 is via $\exp\{\frac{i}{(2\pi)^2 l_p^3} \int C_3\}$.

circle parametrized by χ shrinks at $y = y_c$. This happens in a non-singular fashion if $e^D \sim (y_c - y)$ near $y \sim y_c$. Notice that in this region $\partial_y D \rightarrow \infty$ and $e^{3\lambda} = y_c$. The χ circle is associated to the $U(1)_R$ symmetry. More precisely, a $U(1)_R$ transformation shifts the coordinate χ .

We can construct an S^4 by taking the interval from $y = 0$ to $y = y_c$ together with the S^2 and the χ circle. We can easily compute the flux of the four form through this sphere and we find that the flux is proportional to y_c . Choosing $\kappa = \frac{\pi}{2} l_p^3$, the flux quantization condition leads to $y_c = N$. Thus, the value of $y_c = N$ is constant over the Riemann surface, and we identify it with the number of wrapped branes. This is true even in solutions where we add an arbitrary number of punctures, including backreaction.

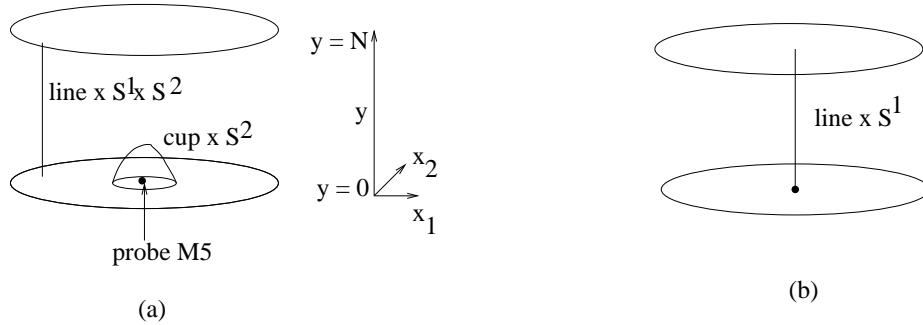


Fig. 7: (a) Various four cycles we can use to measure fluxes. If we consider the line from $y = 0$ to $y = N$ together with the S^1_χ and the S^2 we form a four sphere. The flux on this four sphere is equal to N and it is counting the number of M5 branes wrapping the Riemann surface. When we add a probe brane at $y = 0$, we can form a four cycle from the “cup” in the y, x_1, x_2 coordinates displayed in (a) together with the S^2 . The flux over this four cycle counts the number of probe M5 branes. In (b) we show a BPS state which comes from an M2 wrapping the interval together with the S^1_χ .

We can add a probe M5 brane at $y = 0$ which is wrapping AdS_5 and the circle. Such a probe sits at a point in the x_1, x_2 coordinates. This is basically the probe that we discussed in the previous subsection, except that now we are adding it to an general solution. One can surround the probe brane with an S^4 which measures its flux. This S^4 consists of the S^2 of the $SU(2)_R$ symmetry and a small cup in the y, x_1, x_2 coordinates that surrounds the probe brane, see fig. 7(a). This surface is topologically an S^4 since the S^2 shrinks at the rim of the “cup”. The flux on this S^4 counts the number of probe M5 branes.

We can now consider the BPS state given by an M2 brane wrapping the χ circle and ending on the probe M5 at $y = 0$. The brane extends from $y = 0$ to $y = N$ where the

circle shrinks, see fig. 7(b). We can easily compute the mass from (3.3) and we find that it is equal to N . In addition, the flux of the four form field strength on this surface times the S^2 is also N , which gives the M2 an $SU(2)_R$ spin $j = N/2$.

3.3. Full back reacted solution near the puncture

In this section we analyze in more detail the gravity solution near a probe brane and we find the full backreacted solution. For this purpose, let us first imagine we have a background like (3.2) with a very large number of branes N . In addition, we now add a number K of coincident M5 brane probes, as we discussed in the previous subsection. If K is sufficiently large, but $K \ll N$, then we can analyze the problem locally near this puncture. Near this region, we have a system of K M5 branes wrapping $AdS_5 \times S^1$. Its near horizon geometry is very easy to find since $AdS_5 \times S^1$ is conformal to $R^{1,5}$. Thus the near horizon geometry is simply a rewriting of the $AdS_7 \times S^4$ geometry. In fact we can write AdS_7 as

$$ds^2 = \cosh^2 \zeta ds_{AdS_5}^2 + \sinh^2 \zeta d\varphi^2 + d\zeta^2 \quad (3.4)$$

where AdS_5 has radius one and φ has period 2π . For large ζ the boundary is $AdS_5 \times S^1$. As we go to the interior we see that the S^1 shrinks in a smooth way and the AdS_5 warp factor remains bounded below. This is a smooth horizon-free metric. In conclusion, we expect that the metric close to a probe brane looks as in (3.4).

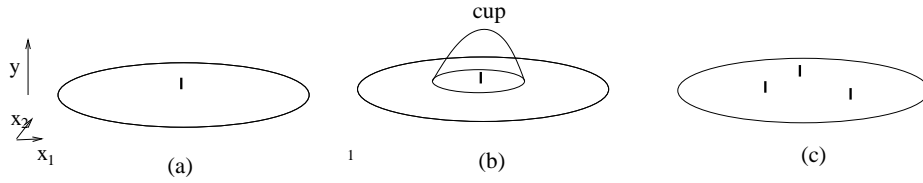


Fig. 8: In (a) we schematically display the solution for $AdS_7 \times S^4$. There is a line source that starts at $y = 0$ and extends to $y = 2K$. In (b) we display a “cup” surrounds the rods. Together with the two sphere this forms a fourcycle. The flux on this fourcycle is K , the number of transverse fivebranes. In (c) we display the problem that would correspond to the insertion of many punctures. We have line charge sources for the Toda equation on several segments located at different positions on the Riemann surface parametrized by x_1, x_2 .

We now rewrite this metric, (3.4), in terms of the general ansatz (3.3). We do this in order to understand the type of boundary conditions for the Toda equation which locally lead to a non-singular geometry such as (3.4).

The starting point is $AdS_7 \times S^4$ written as

$$ds^2 = 4(\cosh^2 \zeta ds_{AdS_5}^2 + \sinh^2 \zeta d\varphi^2 + d\zeta^2) + d\theta^2 + \sin^2 \theta d\psi^2 + \cos^2 \theta ds_{S^2}^2 \quad (3.5)$$

We define the angles

$$\varphi = \chi, \quad \psi = 2\chi + \beta \quad (3.6)$$

This implies that (3.5) becomes

$$\begin{aligned} ds^2 = & 4\cosh^2 \zeta ds_{AdS_5}^2 + \cos^2 \theta ds_{S^2}^2 + 4(\sinh^2 \zeta + \sin^2 \theta) \left[d\chi + \frac{1}{2} \frac{\sin^2 \theta}{\sinh^2 \zeta + \sin^2 \theta} d\beta \right]^2 + \\ & + 4d\zeta^2 + d\theta^2 + \frac{\sinh^2 \zeta \sin^2 \theta}{\sinh^2 \zeta + \sin^2 \theta} d\beta^2 \end{aligned} \quad (3.7)$$

We then find $e^{2\tilde{\lambda}} = \cosh^2 \zeta$ and the relations ⁶

$$y = \cosh^2 \zeta \cos \theta, \quad e^D = \frac{\cosh^2 \zeta}{\sinh^2 \zeta}, \quad r = \sinh^2 \zeta \sin \theta \quad (3.8)$$

where $dx_1^2 + dx_2^2 = dr^2 + r^2 d\beta^2$.

We are finding that e^D goes to zero along a segment that sits at $r = 0$ and extends from $y = 0$ to $y = 1$. Near this segment we have $e^D \sim \frac{\sqrt{1-y^2}}{r}$. Thus we have a constant charge density along this segment. The Toda equation is getting a source on the right hand side of the from

$$\nabla^2 D + \partial_y^2 e^D = -2\pi\delta^2(r)\theta(1-y) \quad (3.9)$$

where $\theta(1-y)$ is a step function which is zero for $y > 1$ and one for $0 \leq y \leq 1$. This a constant line charge density in the three dimensional space parametrized by y, x_1, x_2 . This is a singular solution of the Toda equation. However, the full ten dimensional geometry is non-singular.

Reinstating our previous choice for κ in (3.3), and quantizing the flux appropriately, we find that in the case with K fivebranes the line charge density is still of one, but it extends to $y = 2K$. Thus increasing K leads to a longer rod.

⁶ Here we are setting $\kappa = 1$ in (3.3).

We have learnt that we can solve the Toda equation adding charge sources that extend from $y = 0$ to $y = 2K_i$, and sit at positions x_i . The elementary puncture has charge $K = 1$ and corresponds to a very small rod. Even though the geometry is formally smooth, we cannot trust the solution near a rod with $K = 1$ because the curvature is of the order of the Planck scale. One can compute the flux of F_4 around these rods, and we get that it is K_i . This a flux computed on a surface that consists of the S^2 and cup surrounding the rod, see fig. 8(b). In the next section we will show an easy way to do this computation.

Thus, a general solution on a Riemann surface with a number of punctures can be found by solving the Toda equation with these boundary conditions. We can start with a negatively curved Riemann surface with no punctures and then start adding punctures. The solution will continue to look qualitatively as we described so far.

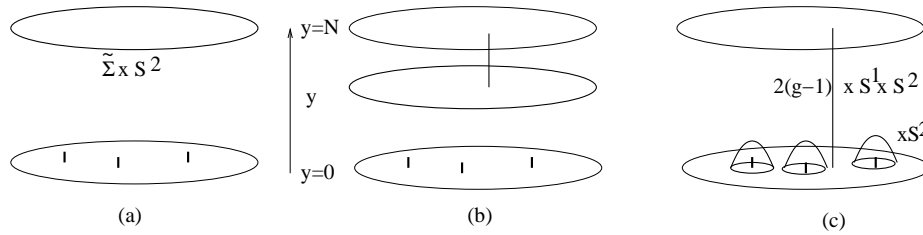


Fig. 9: In (a) we display a solution with many punctures. We start with a fourcycle at $y = N$ consisting of the Riemann surface $\tilde{\Sigma}$ times the S^2 . In (b) we have moved this cycle down to an intermediate value of y . Due to the fact that the S^1_χ circle is non-trivially fibered we pick up a piece which is winding along the χ circle and extended in y . In (c) we display the final form for the fourcycle. We have a series of “cups” which surround the punctures and we have $2(g - 1)$ times the S^4 which is transverse to the N branes.

Let us make a few remarks about the solutions with a general number of punctures which do not require finding the explicit metric.

When we introduce punctures there are changes to the dimensions of some operators. For example, let us start with the operator \mathcal{O} that we discussed in (2.6) and add a puncture. In order to construct a gauge invariant operator we now have to add the link field A in fig. 6. By a similar reasoning, if we add K punctures the dimension of \mathcal{O} increases by K units. The operator \mathcal{O} sits at $y = N$, and naively does not seem to care about punctures. However, the addition of punctures changes the area of the two cycle $\tilde{\Sigma}$ that the brane is wrapping. Note that at $y = N$, where the circle shrinks and $e^D \rightarrow 0$, we have $e^{3\tilde{\lambda}} = N$. Then the energy of an M2 brane wrapping the two cycle $\tilde{\Sigma}$ is given by the integral of $\partial_y e^D dx_1 dx_2$. We can compute it by noticing that the same integral gives us the flux of

G_4 on a four cycle that consists of $\tilde{\Sigma} \times S^2$. The relation between the area and the flux is not surprising since the flux will induce an $SU(2)_R$ spin for this brane and the BPS condition links this spin to the energy of the brane. This fourcycle sits at $y = N$. We can now deform it and take it to $y = 0$. This picks up the contribution of all the punctures, since we will be integrating on cups around the line sources, see fig. 9(c). In addition there is an extra contribution which is due to the fact that the circle S^1 , parametrized by χ , is non-trivially fibered over the Riemann surface. The $U(1)$ field strength of this fibration is given by $dv = \frac{1}{2}(\partial_1^2 + \partial_2^2)D = \frac{1}{2}\sqrt{g^{(2)}}R^{(2)}$. When this is integrated over the Riemann surface we get $\int dv = 4\pi(g-1)$. Thus when we deform the four cycle from $y = N$ to $y = 0$ we end up wrapping the χ circle $2(g-1)$ times. We then conclude that the energy of the wrapped brane, which is proportional to the area or the flux, is

$$\Delta = \frac{2\kappa}{(2\pi)^2 \ell_p^3} \int_{\tilde{\Sigma}} (-\partial_y e^D) dx_1 dx_2 = 2(g-1)N + \sum_i K_i \quad (3.10)$$

This formula is valid for all g , including $g = 0, 1$. In addition, the quantum mechanics on the brane is expected to add a term of the form $2 - 2g$ to this formula, giving

$$\Delta = 2(g-1)(N-1) + \sum_i K_i \quad (3.11)$$

Let us discuss in more detail the case of the sphere, $g = 0$. Note that (3.10) is positive only if $K_T = \sum_i K_i > 2N$. Thus the classical geometry we are proposing only makes sense if this inequality is obeyed. If the total number of punctures is large, we can distribute them more or less uniformly on the sphere. We can then write an approximate solution of the form

$$e^D \sim (K_T - N - y)(N - y) \frac{4}{(1 + r^2)^2}, \quad K_T = \sum_i K_i \quad (3.12)$$

where we fixed the normalization constant by the above considerations (3.10). This solution breaks down at small y . At small y we would need consider a solution of Toda with sources at specific positions. It is interesting to note what happens as $K_T = 2N$. In that case, we see from (3.10) that the area of the two sphere becomes zero. This is *not* the two sphere associated to the $SU(2)_R$ symmetry but the two sphere of the Riemann surface that the branes are wrapping. In fact, we can check that if e^D has a double zero of this kind, then the geometry near this region contains an A_1 singularity. The directions transverse to the singularity are given the χ direction, the y direction and the worldvolume S^2 that is shrinking. On the A_1 singularity we have an $SU(2)$ symmetry. The operator (3.11) in this

case has dimension $\Delta = 2$ and it is the partner of the $SU(2)$ global currents. The case with $K_T = 0$ was studied in [3], by considering the gravity solution corresponding to an M5 brane wrapping the two sphere. It was found that the solution is singular in the IR. Thus, this theory appears not to flow to a conformal field theory in the IR. It would be nice to know what happens for $0 < K_T < 2N$.

Let us now consider the torus, $g = 1$. From the field theory side, we know that when we add zero or one puncture, we expect to get $N = 4$ super Yang Mills. The solution with k punctures corresponds to the quiver that results from putting N D3 branes at an A_{k-1} singularity [18]. The corresponding gravity solution is $AdS_5 \times S^5/Z_k$ [19]. The field theory is a quiver diagram with the topology of a ring. We can write the S^5 as

$$ds_{S^5}^2 = d\alpha^2 + \sin^2 \alpha d\chi^2 + \frac{\cos^2 \alpha}{4} [(d\psi + \cos \theta d\varphi)^2 + d\theta^2 + \sin^2 \theta d\varphi^2] \quad (3.13)$$

The Z_k quotient takes $\psi \rightarrow \psi + \frac{4\pi}{k}$. We can now T-dualize ψ and then lift to M-theory⁷. The solution lifts up to

$$e^D = \frac{k}{2\kappa\tau_2}(N - y) \quad (3.14)$$

where τ_2 is the τ parameter original IIB coupling constant. For large k and large N the M-theory description becomes good. It is given by (3.14) as long as y is large, but as $y \rightarrow 0$ we should replace it by a solution which depends more explicitly on where the punctures are.

Note that the field theory discussion in [5,1] involved a Riemann surface with punctures. More precisely, it was argued that the space of coupling constants is the same as the moduli space of a Riemann surface with punctures. For that purpose only the complex structure of the space was important. In these gravity solutions it is natural to identify that Riemann surface with the surface parametrized by x_1, x_2 at $y = 0$. The metric on this surface comes from solving the Toda equation with the appropriate boundary conditions. Another natural Riemann surface is the surface $\tilde{\Sigma}$ which is wrapped by the BPS M2 brane that sits at $y = N$. This surface has no punctures.

Note that one could consider the six dimensional theory corresponding to M5 branes wrapping a Riemann surface. In that solution one is allowed to fix any metric that one wishes on the surface. However, we expect that when we flow to the IR fixed point, which is a four dimensional field theory, then all the detailed metric information on the surface

⁷ H. Lin has worked this out in detail a few years ago. We thank him for discussions on this.

is washed out and the IR fixed point depends only on the complex structure. It would be nice to check this explicitly by finding the gravity solution describing a flow with arbitrary metrics. The flows discussed in [3] assumed a constant curvature metric for the surface also for the six dimensional field theory.

Conversely, starting from the quiver theories described here it is possible to take a limit where one would recover the M5 brane on a Riemann surface with an arbitrary metric. One can do this by a simple generalization of the deconstruction idea in [4]. Let us start with a quiver gauge theory with a large number of punctures, $K \gg N$. Let us now consider the same Riemann surface in the geometry at $y = N$ where we wrapped the M2 brane which lead to (3.10). Now we wrap an M5 brane instead. It is an M5 brane which sits at some value of the radial position of AdS_5 . This brane corresponds to the Higgs branch of the theory. We are breaking the $SU(2)_R$ symmetry. Note that the formula (3.10) implies that the area of the Riemann surface in units of the radius of AdS_5 is proportional to $A_2 \sim K/N + 2(g-1) \sim K/N$. This implies that when we take the limit $K/N \rightarrow \infty$ we will get a very large surface. In fact, when we put all N branes into the Higgs branch, on top of each other, and we take the $K \rightarrow \infty$ limit that limit we reconstruct the six dimensional (0,2) theory of N M5 branes on the Riemann surface. In order to define that theory we need to specify the scale factor of the metric on the surface. This is simply given by the local density of punctures as we take the limit. Thus if we take the punctures uniformly distributed, we get a constant curvature metric, while if we take another distribution we will get a different metric on the two dimensional surface that differs by a Weyl factor. The number of six dimensional degrees of freedom can be read off by considering the four dimensional number, which is $N^2 K$, and writing it as $N^3 \frac{K}{N} = N^3 A_2$. The case considered in [4] is the special case of the torus.

3.4. Detailed study of the possible punctures

In this section we study the various types of punctures we can have. The simplest is the one corresponding to a single M5 brane. The others arise when we take many M5 branes together and take various limits. A rich set of punctures was found in [1]. We describe explicitly the corresponding solutions.

We assume that we have a configuration which is $U(1)$ symmetric around the puncture. So we look for solutions that have a rotational symmetry in the x_1, x_2 coordinates of (3.3).

In that case, we can use the equivalence between the $U(1)$ symmetric solutions of Toda and axially symmetric electrostatics problems in three dimensions [20].

$$r^2 e^D = \rho^2, \quad y = \rho \partial_\rho V \equiv \dot{V}, \quad \log r = \partial_\eta V \equiv V' \quad (3.15)$$

Then the Toda equation (3.1) becomes the cylindrically symmetric Laplace equation in three dimensions

$$\frac{1}{\rho} \partial_\rho (\rho \partial_\rho V) + \partial_\eta^2 V = 0 \quad \text{or} \quad \ddot{V} + \rho^2 V'' = 0 \quad (3.16)$$

Now the full eleven dimensional geometry can be specified in terms of the function V . It is a simple matter to write the ansatz in (3.3) in terms of V [21]

$$\begin{aligned} ds_{11}^2 = & \kappa^{2/3} \left(\frac{\dot{V} \tilde{\Delta}}{2V''} \right)^{1/3} \left[4ds_{AdS_5}^2 + \frac{2V'' \dot{V}}{\tilde{\Delta}} ds_{S^2}^2 + \frac{2V''}{\dot{V}} (d\rho^2 + \frac{2\dot{V}}{2\dot{V} - \ddot{V}} \rho^2 d\chi^2 + d\eta^2) + \right. \\ & \left. + \frac{2(2\dot{V} - \ddot{V})}{\dot{V} \tilde{\Delta}} (d\beta + \frac{2\dot{V} \dot{V}'}{2\dot{V} - \ddot{V}} d\chi)^2 \right] \\ \tilde{\Delta} = & (2\dot{V} - \ddot{V}) V'' + (\dot{V}')^2 \\ C_3 = & \kappa 2 \left[-2 \frac{\dot{V}^2 V''}{\tilde{\Delta}} d\chi + \left(\frac{\dot{V} \dot{V}'}{\tilde{\Delta}} - \eta \right) d\beta \right] d\Omega_2 \end{aligned} \quad (3.17)$$

where both χ and β have period 2π .

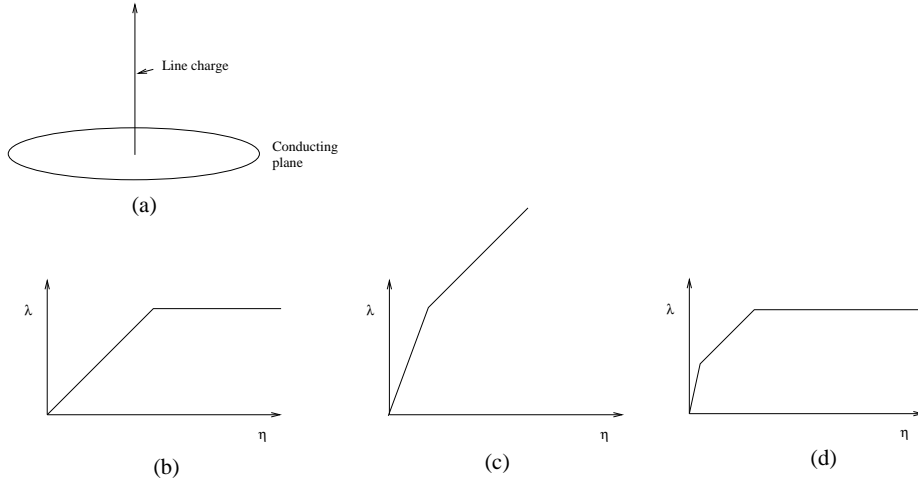


Fig. 10: In (a) we see the type of electrostatic problem we need to solve. It is a three dimensional problem with axial symmetry around the axis η . There is conducting disk at $\eta = 0$ and a line charge density at $\rho = 0$. In (b) we see the line charge density as a function of η for the hyperbolic disk solution. In (c) we see the charge density for the $AdS_7 \times S^4$ solution. In (d) we see the line charge density for a certain number of branes at the origin of the hyperbolic disks. It results from putting (b) and (c) together.

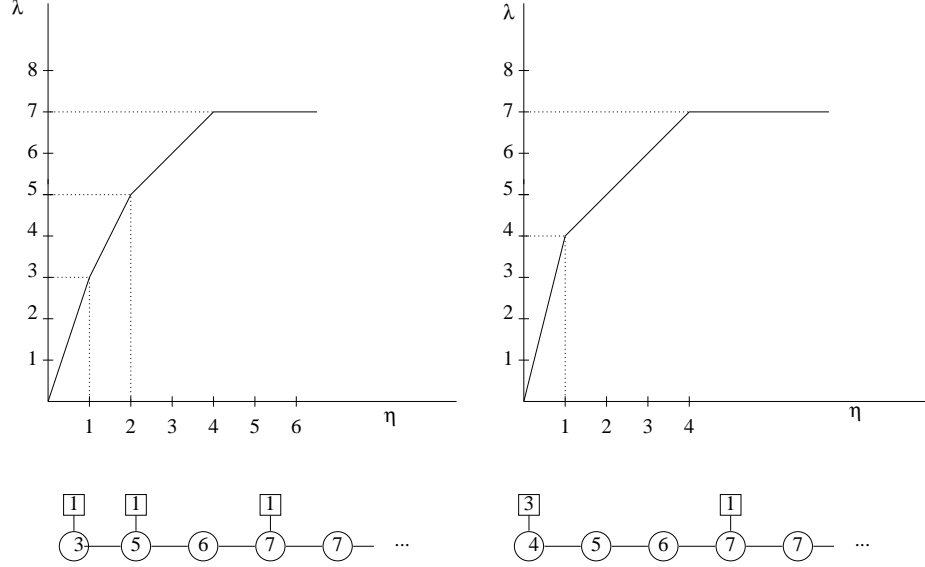


Fig. 11: We see a couple of quivers and their corresponding charge densities. The quivers are “tails” which are ending a quiver with $\mathcal{N} = 2$ supersymmetry. The eta values $\eta = 1, 2, 3$ denote the first, second, third gauge groups. The values of the line charge density $\lambda(\eta)$ at integer values of η correspond to the ranks of the $SU(N)$ gauge groups at the corresponding nodes. Each time the slope changes by k units, there are k extra fundamentals.

We need to understand what electrostatic problems lead to reasonable geometries. By considering some examples it is possible to guess the general rule.

The first example is the solution in (3.8). We can compute the variable η using (3.15) and we find $\eta = \frac{1}{2} \cos \theta \cosh 2\zeta$. We then see from (3.8) that $\rho = 0$ arises only when $r = 0$. Note that since y is generically nonzero when $\rho = 0$ this means from (3.15) that there is a line charge density $\lambda(\eta) = y(\eta, \rho = 0)$ along the $\rho = 0$ axis. We can have $r = 0$ either because $\theta = 0$ or because $\zeta = 0$ in (3.8). In the first case we find that $y = \lambda(\eta) = 2\eta$, with $0 \leq \eta \leq \frac{1}{2}$. In the second case that $y = \lambda(\eta) = \eta + \frac{1}{2}$, $\eta \geq \frac{1}{2}$. In the end we have a line charge density as depicted in fig. 10c. In addition we have a conducting plane at $\eta = 0$. So we only consider the region $\eta \geq 0$. The conducting plane corresponds to the region where the $S^2 \rightarrow 0$ at $y = 0$.

The second example is simply the solution (3.2). We have

$$r^2 e^D = \rho^2, \quad \eta = y \frac{(1 + r^2)}{(1 - r^2)} \quad (3.18)$$

We now see that when $\rho = 0$ we can either have $r = 0$ or $y = N$. In the first case we get a linear charge density with unit slope $y = \lambda(\eta) = \eta$, $0 \leq \eta \leq N$. Or we can have $y = N$

and then we see that $\lambda = y = N$ is a constant, and $N \leq \eta$. The final picture for the charge density looks as in fig. 10(a) .

In both of these examples we can rescale the y coordinate, together with e^D . This is a symmetry of (3.3) , which corresponds to rescaling the metric.

Finally, let us discuss the third example. This is simply a Z_k quotient of the hyperbolic space solution. We simply set $\beta \rightarrow \beta + \frac{2\pi}{k}$. We can now define a rescaled $\tilde{\beta} = k\beta$ and then put the full metric in terms of the $U(1)$ symmetric ansatz. One has to follow the effects of this rescaling. It turns out that the effect of the rescaling is simply to modify the slope of the line charge between $\eta = 0$ and $\eta = N/k$ to $\lambda(\eta) = k\eta$. The metric has an A_{k-1} singularity which is located at $r = 0$, $y = N$ in the original coordinates. In the ρ, η coordinates, the A_{k-1} singularity is located at $\rho = 0$ and $\eta = N/k$, where the slope changes. In general, we will find that if the slope changes by k units at some value of η , then we have an A_{k-1} at that point.

After studying these examples, we can now formulate the general rule. We will check that the following rules lead to regular geometries. The solutions are regular, or have only A_{k-1} singularities, as long as we consider line charge densities whose slopes are integers. The slope is always decreasing. The slope can only change at integer values of η . We will show that these conditions follow from charge quantization. Note that the line charge density is simply the value of y at that point, see (3.15).

An alternative way to think about these line charge densities is the following. We choose a sequence of integers λ_i , $i = 1, 2, \dots$, with the condition that $\lambda_i \leq \lambda_{i+1} \leq N$. In addition the curve has to be convex, $2\lambda_i - \lambda_{i-1} - \lambda_{i+1} \geq 0$. See fig. 11 for particular examples. It turns out that we can think of the λ_i as the ranks of the nodes of a quiver that is ending a chain see fig. 11. Each time the slope changes we need to add some flavors. In the spacetime solution, each time the slope changes by k units we have an A_{k-1} singularity. If it changes by only one unit, we have a smooth geometry. The change of slope at point i is given by

$$k_i \equiv 2\lambda_i - \lambda_{i-1} - \lambda_{i+1} = (\lambda_i - \lambda_{i-1}) - (\lambda_{i+1} - \lambda_i) \quad (3.19)$$

Then we have a quiver with gauge group $\prod_i SU(\lambda_i)$. The i th gauge group has matter in the bifundamental connecting that node to the neighboring nodes. In addition it has k_i fundamental hypermultiplets. k_i also labels the type of A_{k_i-1} that we have at that point. More precisely, the relationship between the quiver and the punctures is as follows [1]. The quiver we have described contains a number of coupling constants, the coupling constants

of the various gauge groups. These are realized as additional elementary punctures. Thus, the composite puncture is what is left over after we go to a strong coupling region, which corresponds to moving away all the elementary punctures, leaving the final composite puncture. In particular, if we have the configuration with $\lambda(i) = i$, for $i \leq N$ and $\lambda(i) = N$ for $i \geq N$ and we move away the punctures we are left with a smooth region with no punctures. In all other cases we are left with some geometric structure at the origin.

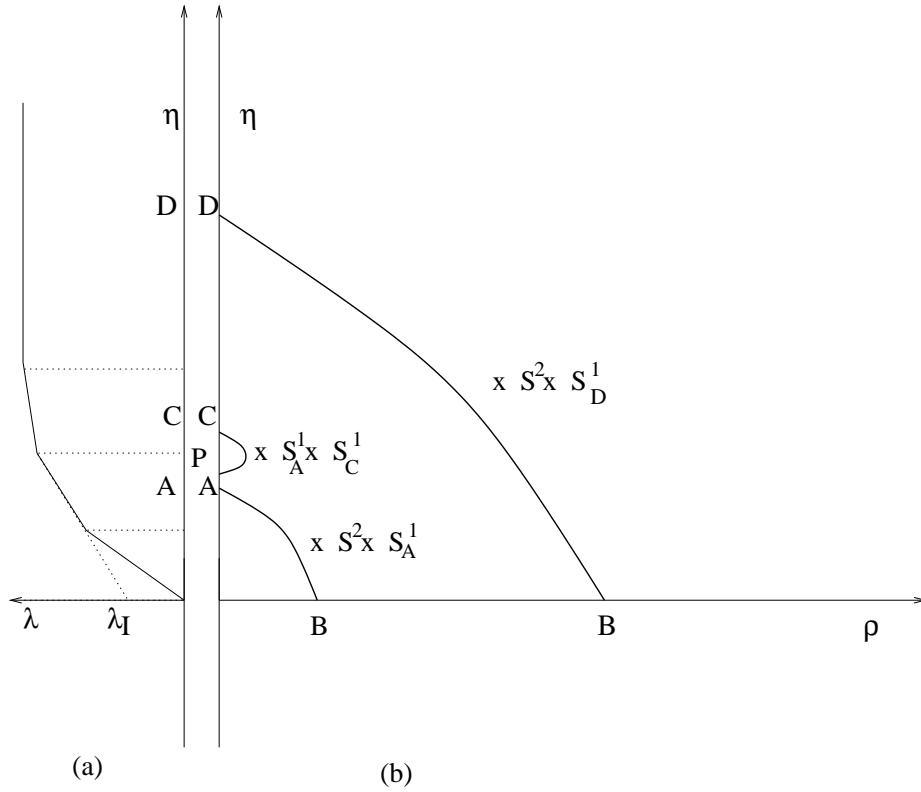


Fig. 12: In (a) we have plotted the line charge density $\lambda(\eta)$ as a function of η . In (b) we have the corresponding ρ, η plane. We have displayed a couple of four cycles we can use to measure fluxes, namely \overline{AB} and \overline{BD} . In addition we have also displayed the S^3 that is shrinking when we go from the A to the C segment. This S^3 consists of the arc \overline{AC} together with the circles S^1_A and S^1_C which are the circles that shrink on the segments A and C respectively.

We will be studying the solution (3.17) near $\rho \sim 0$ in a region where the slope of the

charge density is constant. In this region we can approximate the solution by

$$\begin{aligned}
ds^2 &\sim \kappa^{2/3} \left(\frac{\dot{V}\tilde{\Delta}}{2V''} \right)^{1/3} \left[4ds_{AdS_5}^2 + \frac{2V''\dot{V}}{\tilde{\Delta}} ds_{S^2}^2 + \frac{2V''}{\dot{V}} (d\rho^2 + \rho^2 d\chi^2 + d\eta^2) + \right. \\
&\quad \left. + \frac{4}{\tilde{\Delta}} (d\beta + \dot{V}' d\chi)^2 \right] \\
\tilde{\Delta} &\sim 2\dot{V}V'' + (\dot{V}')^2 \\
C_3 &\sim \kappa 2 \left[(-\dot{V} + \eta\dot{V}') d\chi + \left(\frac{\dot{V}\dot{V}'}{\tilde{\Delta}} - \eta \right) (d\beta + \dot{V}' d\chi) \right] d\Omega_2
\end{aligned} \tag{3.20}$$

where \dot{V}' is the constant slope of the region we are considering.

Now we will discuss some aspects of the topology and the charges of these solutions. This leads to a proof of the rules we enunciated above. At $\rho = 0$ we see that the χ circle is shrinking. We also see that the circle given by $\beta + \dot{V}'\chi$ is not shrinking. Thus, we can define a new coordinate $\beta' = \beta + \dot{V}'\chi$ which is not shrinking. This makes sense only if the slope, \dot{V}' , is an integer. This geometric condition is quantizing the slope and it is constraining it to be a constant along a segment in the η direction. The circle that is shrinking, together with the two sphere, and an arc in the η, ρ plane which goes from $\eta = 0$ to the segment under consideration at $\rho = 0$, see the arc \overline{AB} in fig. 12, forms a closed four cycle. The flux of the four form field strength, F_4 , on this four cycle is given by the intercept of the line going through the segment. This can be seen easily from (3.20) by evaluating the difference in the C field between the two ends of the arc \overline{AB} in fig. 12. In other words, if the line charge density on the segment under consideration is $\lambda = r\eta + \lambda_I$ then the charge is given by $Q_4 = \lambda_I$ (note that $\lambda_I \geq 0$). Due to the way we constructed the segments λ_I is always an integer. We can interpret this charge as measuring the number of fivebranes that are creating the puncture. More precisely, in a situation where we have many segments, we consider the four cycle that is made out of the arc that goes from the $\eta = 0$ plane to the last segment with a non-zero slope. This flux can be interpreted as the total number of M5 branes that we have combined to make the puncture.

Let us consider, for example a simple configuration such as the one in fig. 10d, which can be interpreted as the backreacted solution of a number of fivebranes. Applying this construction to the segment \overline{BD} in fig. 12, gives us a charge N which is the total number of fivebranes that we wrap on the hyperbolic space. On the other hand, if we consider an arc going from the $\rho = 0$ to the second segment in the fig. 10d, we get the number K of M5

branes that are transverse to the original N M5 branes. When we go back to the y, x_1, x_2 coordinates, this four cycle corresponds to the cups we displayed in fig. 8(b).

Let us now study the solution near the point where two segments with different slope meet, such as the point P in fig. 12. Let us first notice that we can construct a three manifold from an arc going between two consecutive segments, see \overline{AC} in fig. 12, together with the two circles that are shrinking at each of the segments. This gives us a space which is topologically S^3/Z_k where k is the change in slope that occurs when the two segments meet. It turns out that at this point we have an A_{k-1} singularity in the geometry. If the change in slope is just one unit, we simply have an S^3 that shrinks smoothly at that point, as we had in the first two examples we discussed above. This fact can be seen by noting that V'' has a delta function source when the slope changes. This means that around this point we have

$$V'' = \frac{k}{2} \frac{1}{\sqrt{\rho^2 + (\eta - \eta_0)^2}} \quad (3.21)$$

when the slope changes by k units. When we insert this in (3.20) we see that the ρ, η, χ, β directions combine to give a space which is locally R^4/Z_k at this point. Around this region we can approximate the metric as

$$ds^2 = \kappa^{2/3} (\dot{V})^{2/3} \left[4ds_{AdS_5}^2 + ds_{S^2}^2 + ds_{R^4/Z_k}^2 \right] + \dots \quad (3.22)$$

where $\dot{V} = \lambda(\eta_0)$ is the value of the line charge density where it changes slope.

The A_{k-1} singularity, for $k > 1$, gives rise to non-abelian gauge fields in AdS_5 representing global symmetries of the theory. In the next subsection we discuss them in more detail.

In fact, even in the case that $k = 1$ we can get a $U(1)$ gauge field in AdS_5 . This can be seen as follows. First let us note that, given a segment, we can make a two cycle by considering the circle that does not shrink on the segment together with the segment itself. Since at the two ends the circle is shrinking, we see that we get a two cycle with the topology of S^2 . The C_3 gauge field with indices on the two cycle gives rise to a gauge field in AdS_5 which is associated to a global $U(1)$ symmetry. The construction of these two cycles works for all the segments except for the first one, the one reaching $\eta = 0$, since there the circle does not shrink. Thus, if we have n segments, we have $n - 1$ $U(1)$ symmetries. In all cases, even for the first segment, we can form a four cycle by taking the segment, the circle that does not shrink and the S^2 . The flux of the four form on this four cycle is given by $\eta_f - \eta_i$, the difference in η between the two ends of the segments.

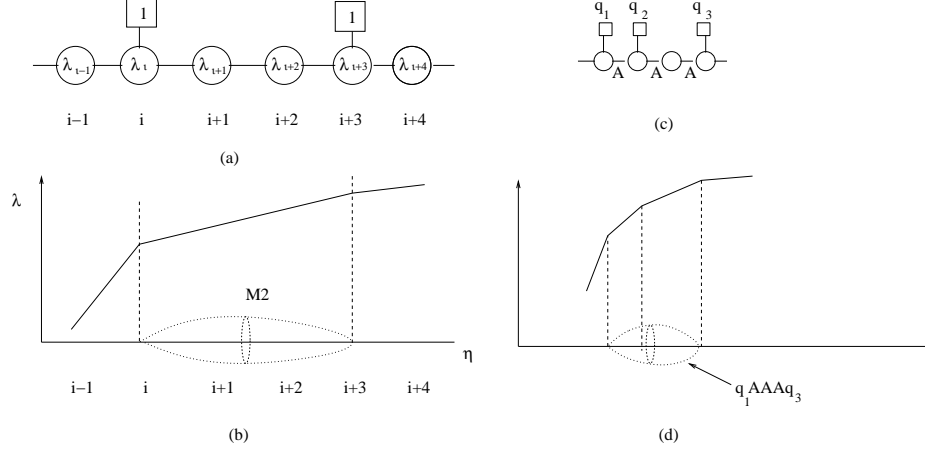


Fig. 13: We consider a linear quiver with increasing ranks (a) and the corresponding charge profile for the gravity solution (b). The label i denotes node number. λ_i is the rank of the gauge group, $SU(\lambda_i)$, at each node. When there is a slope change we need extra fundamentals at the node. In (a), (b) the slope changes by one unit at $\eta = i$ and $\eta = i + 3$. We can form a BPS state by connecting these fundamentals using the bifundamentals between these two nodes. In (c) and (d) we present a quiver and the corresponding charge profile. We consider a BPS state $q_1 AAA q_3$, which contains a quark from the left node in (c) and bifundamentals that link it to the right node in (c). The corresponding cycle is a two sphere which is a bound state of the two two-spheres around each segment.

Flux quantization implies that all the values of η at which the slopes are changing are all integers. For all segments except the first, we can wrap an M2 brane on the segment and the circle that does not shrink. This M2 brane is a BPS state. It carries one unit of charge for the $U(1)$ symmetry associated to the C_3 field on this two cycle. The flux on the corresponding fourcycle implies that the conformal weight of the state is given by $\Delta = \eta_f - \eta_i$. Up to corrections of order one, this agrees with the conformal dimension of the following BPS state. Let us consider the point at the beginning of the interval. Let us say that this occurs at $\eta = i$. Let us say that the slope changes by one unit at this point. Then there is an extra fundamental at this point. Similarly, if the interval with constant slope ends at $\eta = j$, $i < j$, then there is at least one fundamental at this point. Then we can form an operator of the form $q_i A_{i,i+1} \cdots A_{j-1,j} q_j$, see figure fig. 13(a). The total conformal weight of this state is $\Delta = j - i + 2$. The +2 comes from the quantization of the fermion zero modes on the surface. This M2 brane is a two sphere and it has no other zero modes. In fact, in the limit that $j = i$, we get zero area and the field is naively massless. In fact, in this case we get an A_{k-1} singularity, with $k \geq 2$, and the field is simply the partner of the extra non-abelian currents that we have at the A_{k-1} singularity.

This field has $SU(2)_R$ spin one and thus has $\Delta = 2$. This is an alternative explanation for the origin of the $+2$ in the formulas for the $SU(2)_R$ spin. In this case the origin of this spin comes from the fermion zero modes that are scalars on the worldsheet (after twisting). This implies that these zero mode scalars always have the effect of adding a $+2$ to the spin of the brane. Note that the $U(1)$ gauge field in AdS_5 coming from C_3 on the two cycle is simply given by the difference of the $U(1)$ flavor symmetry of the two extra fundamental hypers in fig. 13(a).

Finally, if we have various segments with change in slope k_i at various points, then the total global symmetry is simply $(\prod_i U(k_i))/U(1)$. The overall $U(1)$ factor is not a real global symmetry of the system, and that is why we are modding out by it. Note that in this case we can construct a BPS state that starts with a quark at one place where the slope changes and we can go to any other place where the slope changes. In this case the total dimension of the state is $\Delta = \eta_f - \eta_i + 2$. There is again a single $+2$ due to the fermion zero modes and nothing else. For example, in the case shown in fig. 13(c), the conformal weight of the state would be $3 + 2$ where 3 is the number of steps we move to the right. This state can be viewed as a bound state of two M2 branes wrapping the two two-spheres associated to the two segments in fig. 13(d).

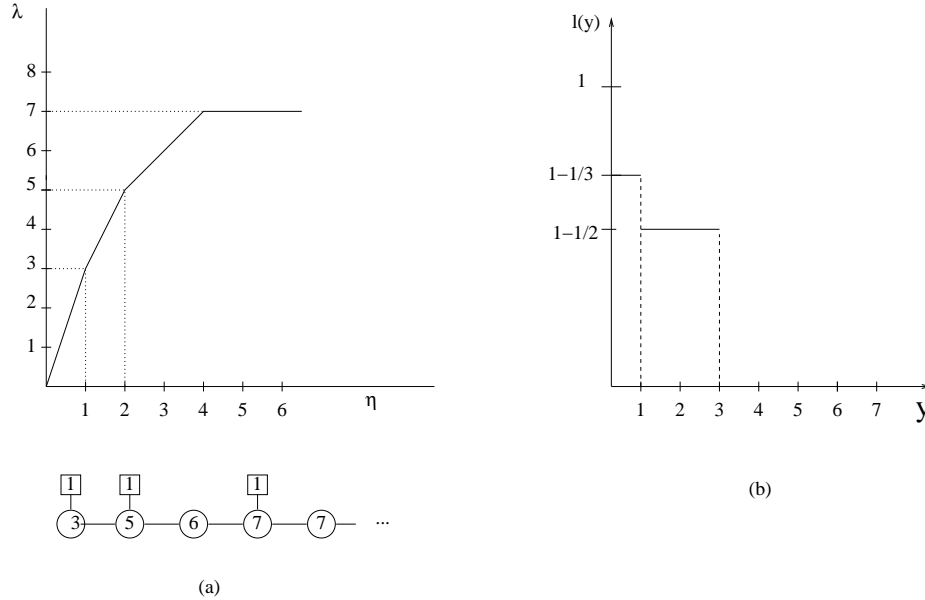


Fig. 14: In (a) we see a particular charge profile that we discussed in the construction of $U(1)$ symmetric solutions, see fig. 11. In (b) we see the corresponding charge distribution for the Toda equation that describes the puncture. We can use this to construct non- $U(1)$ invariant solutions of the Toda equation involving this puncture.

Finally, we should mention that this detailed analysis of the solution with $U(1)$ symmetry can be translated into the corresponding boundary conditions for the Toda equation at the point that the puncture is inserted. Namely, if we consider the solution near a segment with constant slope \dot{V}' , then the potential behaves as $V \sim \dot{V}(\eta) \log \rho$. Then (3.15) implies that

$$\log r = \partial_\eta V = \dot{V}' \log \rho, \quad \log D = 2(\log \rho - \log r) = -2\left(1 - \frac{1}{\dot{V}'}\right) \log r \quad (3.23)$$

This expression for the charge density is correct for the range of y where the slope is constant. Thus the final boundary condition for the Toda equation is of the form

$$\nabla D = -4\pi\ell(y) \quad (3.24)$$

where $\ell(y)$ is a piecewise constant function which only changes at integer values of y . These constants decrease as we increase y . Finally, each of the constants takes a value $(1 - 1/n)$ where n is an integer (equal to \dot{V}'). See fig. 14(b). We can use these boundary conditions for the Toda equation to construct solutions with this puncture which are not necessarily $U(1)$ invariant.

Thus, we have given all the information that is necessary to construct solutions associated to N branes on a Riemann surface with any number of punctures.

Finally, we should comment that it is possible to consider some solutions which are $U(1)$ invariant that correspond to a sphere with two special punctures and many elementary punctures which are uniformly smeared along the equator of the sphere. This is a solution which will be singular on this equator but is regular everywhere else. These are given by charge distribution profiles which rise and then decrease again, such as the ones shown in fig. 15. In the case that we have $K = 2N$ ordinary punctures we can have a solution with an A_1 singularity in the interior, which is closely related to the solution we discussed near (3.12), see fig. 15(b). Notice that the state we discussed near (3.10) corresponds to a two cycle that is constructed from the horizontal segment in figure fig. 15(a) and the circle that does not shrink there.

Another interesting case one can consider a sphere with two Z_N punctures, each with an $SU(N)$ symmetry and a bunch of ordinary punctures, see fig. 15(c). As we decrease the number of ordinary punctures we eventually get to the situation displayed in fig. 15(d). In this case we get an A_{2N-1} singularity. This corresponds to the $SU(N)$ theory

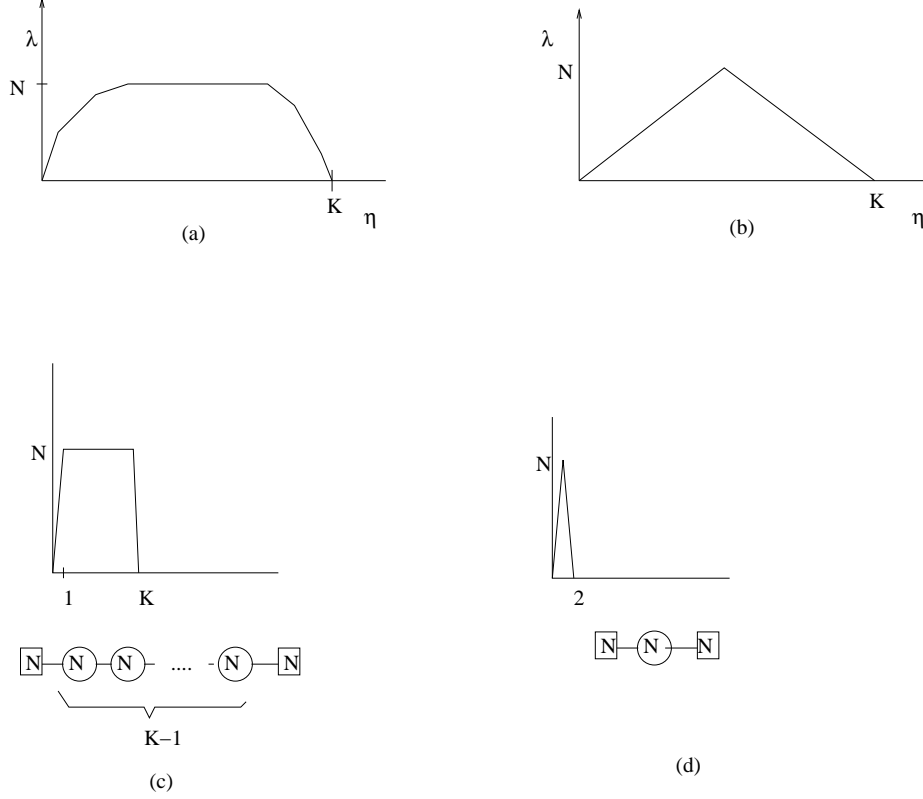


Fig. 15: (a) We see the charge distribution which would be describing two punctures on the sphere with K additional ordinary punctures where the ordinary punctures are smeared on the equator in a $U(1)$ invariant fashion. In (b) we see the situation with $K = 2N$ and we see the emergence of an A_1 singularity, as we mentioned in the text. These profiles only tell us about the behavior of the solution near $\rho = 0$. At large ρ the solution should be replaced by a full non- $U(1)$ invariant solution of Toda. In (c) we see the profile corresponding to a quiver with $K - 1$ nodes. In (d) we see the extreme case where we have a single node.

with $2N$ flavors⁸. This does not give the full gravity dual, which would require solving the full Toda equation with the two elementary punctures set at appropriate locations on the two sphere, rather than smearing them. This should be viewed as an argument for the emergence of the $SU(2N)$ global symmetry from the bulk point of view. It would be nice to analyze this case in more detail. One can check that the solution contains a small circle and one can reduce to type IIA and obtain a solution with string scale curvature. It is interesting that one can view this solution as a limit of the constructions in this paper.

⁸ We have learnt that J. Polchinski and G. Torroba have been independently studying the gravity description of this theory.

4. Some comments on solutions with A_{k-1} singularities

In this section we discuss solutions which contain A_{k-1} singularities. Just to be concrete, let us consider a simple configuration with an A_{k-1} singularity. We consider a profile with slope $k+1$ from $\eta = 0$ to η_k and then we continue with slope one until we get to $\lambda = N$. The final profile looks similar to the one in fig. 10(d).

On an A_{k-1} singularity in flat eleven dimensional space we have a seven dimensional $SU(k)$ gauge theory at low energies. In our case, the A_{k-1} singularity is extended along AdS_5 and the two sphere, see (3.22). It is interesting to compute the five dimensional gauge coupling of these fields. In seven dimensions the gauge coupling is $g_7^2 = 32\pi^4 l_p^3$. This theory wraps the S^2 and is reduced to five dimensions. We see from (3.22) that the area of the S^2 is given by the value of λ , or y , where the change in slope is happening. In other words, it is given by the $\lambda(\eta_k)$ where the A_{k-1} is living. Taking into account all factors we find that the five dimensional gauge coupling is

$$\frac{R_{AdS_5}}{g_5^2} = \frac{1}{8\pi^2} \lambda(\eta_k) \quad (4.1)$$

This value of the gauge coupling determines the two point function of the $SU(k)$ global symmetry currents. It is also related the mixed anomaly involving two global currents and the $U(1)_R$ current. We can also view this number as follows. Imagine that we were to weakly gauge the $SU(k)$ gauge symmetry. Then the $\mathcal{N} = 2$ theory would contribute to the running of the coupling as

$$\frac{8\pi^2}{g_4^2} = -8\pi^2 \frac{R_{AdS}}{g_5} \log(\text{Scale}) = -\lambda(\eta_k) \log(\text{Scale}) \quad (4.2)$$

We can compare this to the running we would get from n_h hypermultiplets $\frac{8\pi^2}{g_4^2} = -n_h \log(\text{Scale})$. Comparing this to (4.1) we see that the running is the same as that of $n_h = \lambda(\eta_k)$ hypermultiplets. But $\lambda(\eta_k)$ is precisely the rank of the gauge group associated to the node η_k . Thus, the final result is precisely as we would expect from the correspondence between punctures and quivers as summarized in fig. 11. Of course, we get agreement due to the fact that this coefficient is related by supersymmetry to an anomaly and is thus independent of the coupling. Therefore, when we start with the quivers in fig. 11 and take the couplings to infinity, the anomaly remain the same. Of course, this is a check that we have made the correct identification between the different punctures

and the corresponding geometric structures, which are determined by the charge density profile.

Another interesting quantity is the contribution of the A_{k-1} singularity to $a - c$. Such terms must arise from higher curvature contributions to the action. In particular, on the A_{k-1} there is an R^2 correction which descends to an effective R^2 correction to the action in AdS_5 . As we discussed above, this leads to a contribution to $a - c$ [8,9,10]. In order to compute the coefficient of this contribution we note that we can start with k D6 branes in type IIA theory, where this coefficient has been computed in [22]. After lifting those formulas to M theory we find that the relevant contribution is^{9,10}

$$S = k \frac{1}{(2\pi)^4} \frac{1}{3.2^6 l_p^3} \int d^7 x R_{\mu\nu\delta\rho} R^{\mu\nu\delta\rho} + \dots \quad (4.3)$$

where the dots are terms which are irrelevant for our computation. We are wrapping this over a sphere of size give by $\lambda(\eta_1)$. After reducing on this sphere we get an effective five dimensional term of the form

$$S = k \lambda(\eta) \frac{1}{(2\pi)^2} \frac{1}{3.2^6} \int_{AdS_5} d^5 x R_{\mu\nu\delta\rho} R^{\mu\nu\delta\rho} + \dots, \quad R_{AdS_5} = 1 \quad (4.4)$$

where the radius of AdS_5 is one. On the other hand, for small $|c - a| \ll a, c$ we have that the corresponding correction should be [10,23]

$$S = \frac{(c - a)}{16\pi^2} \int_{AdS_5} R_{\mu\nu\delta\rho} R^{\mu\nu\delta\rho} + \dots, \quad R_{AdS_5} = 1 \quad (4.5)$$

Comparing (4.5) and (4.4) we can read off

$$n_v - n_h = 24(a - c) = -\frac{1}{2} k \lambda(\eta_1) \quad (4.6)$$

This should be compared with the field theory computation of $a - c$. When we consider a field theory quiver given by a profile $\lambda(\eta)$, the total contribution to $a - c$ is given by¹¹

$$24(a - c)|_{quiver} = n_v - n_h = - \sum_{i \geq 1} 1 - \frac{1}{2} \sum_{i=1} k_i \lambda_i \quad (4.7)$$

⁹ The overall sign is defined so that that in Euclidean space the partition function is e^S .

¹⁰ This really the contribution of k Kaluza Klein monopoles. On A_{k-1} singularities we need to replace $k \rightarrow k - \frac{1}{k}$. In principle, we would need to add the contribution of the A_{k-1} singularity and the contribution from the smooth geometry around it. We have not computed the latter in detail, but we are going to see that treating them as KK monopoles one seems to capture correctly that geometric piece.

¹¹ This sum is sensitive to how we cut it off. We are summing in such a way that the index i runs over each node and when we have a bifundamental, we assign half of its contribution to each of the nodes that it connects. Then we cut off by summing up to a maximum node.

So we see that at each point $\eta = i$ where the slope changes by k_i units there is a contribution proportional to $k_i \lambda_i / 2$. The first term, the sum of ones, is equal to the number of elementary punctures. More precisely, the quiver given by the nodes i , λ_i , corresponds to the composite puncture whose gravity dual we are analyzing plus a number of elementary punctures which is equal to the number of nodes of the quiver. When we isolated the composite puncture we moved away the elementary punctures. Since the first term is proportional to the number of punctures, we can associate it to the punctures we moved away. As a consistency check, notice that if we have the profile corresponding to a single elementary puncture, which has $\lambda_i = 1 + i$, for $i \geq 1$ up to $\lambda = N$. This has $k_1 = 1$ and $\lambda_1 = 2$. Thus the second term in (4.7) indeed gives a minus one.

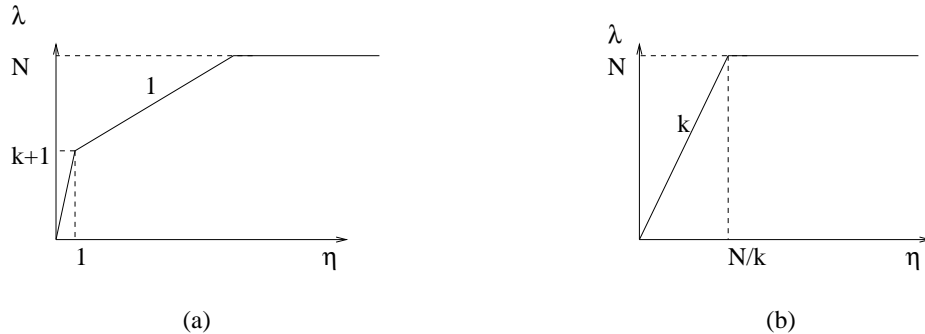


Fig. 16: Two simple cases that give rise to $SU(k)$ global symmetry. (a) We start with a segment of slope $k + 1$ ending at $\eta = 1$ and then we continue with a slope 1 until we reach $\lambda = N$. In (b) we have a segment of slope k and it ends at $\eta = N/k$. This is possible if N is a multiple of k .

One simple case with an $SU(k)$ symmetry is $\lambda_1 = k + 1$, and then $\lambda_i = k + i$ for $i \leq N - k$, see fig. 16(a). This corresponds to ungauging one of the gauge group factors in the chain of increasing gauge groups in fig. 2(b). This gives a configuration with $SU(k)$ symmetry with the lowest value for the two point function of the $SU(k)$ global currents, namely, a contribution equal to that of $k + 1$ hypers of $SU(k)$. This is the lowest value within the class of theories we are considering in this paper. It would be nice to understand if there is a strict lower bound.

A second possibility arises in the case that N is a multiple of k . In such a situation we can have chain with slope k which goes all the way to N , see figure fig. 16(b). Then at $\eta = N/k$ the slope changes from k to zero and we have an A_{k-1} singularity. This is simply a Z_k quotient of the hyperbolic space solution. This gives the highest contribution to the two point function for the $SU(k)$ currents, namely, equal to that of N hypers of

$SU(k)$. Note that in this case the singularity is located at $\eta = N/k$ and not at $\eta = 0$. In fact, at $y = 0$ the solution is completely smooth. More explicitly, if we perform the Z_k quotient of the hyperbolic space solution (2.7), we are quotienting under $\beta \rightarrow \beta + 2\pi/k$ and $\chi \rightarrow \chi + 2\pi/k$. Thus, at $r = 0$, the solution is only singular when the χ circle is also shrinking, which happens at $y = N$. It is interesting that in this case, the circle at $\eta = 0$ that is not shrinking has a size which is reduced by an amount of order k . More precisely the geometry near $\eta \sim 0$, $\rho \sim 0$ is given by

$$ds^2 = (\text{factor}) \left[4ds_{AdS_5}^2 + \frac{4}{k^2} d\beta'^2 + d\tilde{\eta}^2 + \tilde{\eta}^2 d\Omega_2^2 + d\tilde{\rho}^2 + \tilde{\rho}^2 d\chi^2 \right] \quad (4.8)$$

where $\beta' = \beta + k\chi$ and the tilde variables are a simple rescaling of the un-tilde ones. Thus, for large k we can envision a reduction to a type IIA theory, at least near this region.

Note that as $k \rightarrow N$ the two above simple cases, fig. 16, merge and there is only one puncture with $SU(N)$ global symmetry: the Z_N quotient of hyperbolic space. This is the special puncture which we can use to construct the theory T_N . The theory T_N consists of a sphere with three such punctures. In the next section we describe more explicitly the gravity solution corresponding to this case.

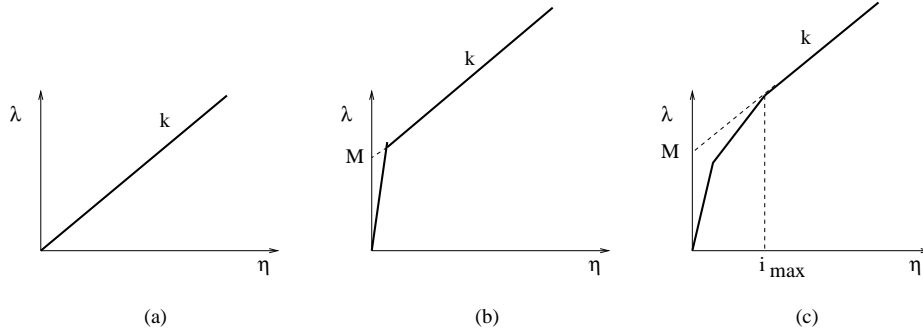


Fig. 17: (a) We start with a geometry containing a segment of slope k that starts from the origin. Eventually this segment will end when it reaches $\lambda = N$, but we focus on the region near $\eta \sim 0$. Near $\eta \sim 0$ we have a circle that does not shrink. We wrap M M-fivebranes on this circle. There are various charge configurations which could describe this system of fivebranes, such as (b) or (c). These corresponds to branes that have blown up in various ways due to the Myers effect.

Finally, let us discuss some qualitative aspects of these solutions. Let us discuss the different solutions we can make with M fivebranes. More concretely, let us start with a background which contains only a segment of slope k as we discussed above, see fig. 17(a).

This background contains an $AdS_5 \times S^1$ near $\eta = \rho = 0$, see (4.8). We now add M fivebranes wrapping this circle. We already know the full backreacted description of these geometries. We have to consider charge profiles which end up with the segment of slope k , as shown in fig. 17(b),(c). We would now like to answer the question: Why is it that M fivebranes can form these various states?. This can be understood more readily in the large k limit. In this case the circle in (4.8) is getting small and we can reduce type IIA. The 5-branes become M D4 branes. The crucial fact is that these D4 branes are subject to a transverse H_3^{NS} field. Then the Myers effect implies that the D4 branes can blow up into D6 branes [24] on a fuzzy S^2 . Namely, we can view the D6 branes as arising from the various ways we can construct an $SU(2)$ representation of dimension M . These are given by the partitions of M . Indeed the various possible profiles are also labeled by the partitions of M . We can make this manifest as follows. The profile is given by a sequence λ_i which eventually becomes the line $\lambda_i = M + ki$ for $i \geq i_{max}$, see fig. 17(c). Let us define $\hat{\lambda}_i = \lambda_i - ki$ and $s_i = \hat{\lambda}_i - \hat{\lambda}_{i-1}$. Note that $s_i = 0$ for $i > i_{max}$. Note also that $\sum_i s_i = M$. We now further define $n_i = s_i - s_{i+1}$. We then see that $M = \sum_{i=1} i n_i$. Thus we interpret n_i as the number of $SU(2)$ representations of dimension i . For example, in the case in fig. 17(b) we have that $n_1 = M$. This is the case where the D4 branes were not blown up and we have an unbroken $SU(M)$ symmetry. Another extreme case is $n_i = 0$ except for $n_M = 1$. In this case the D4 branes have blown up into a single D6 brane. When we go back to M-theory the D6 branes become KK monopoles, and coincident D6 branes are A_n singularities.

This description is good if k is large, but by a naive extrapolation, we also get the right qualitative picture even for $k = 1$.

5. Simple quotients of hyperbolic space

There is a simple geometric construction involving three A_{k-1} singularities. It is a Riemann surface with constant negative curvature with three such cusps.

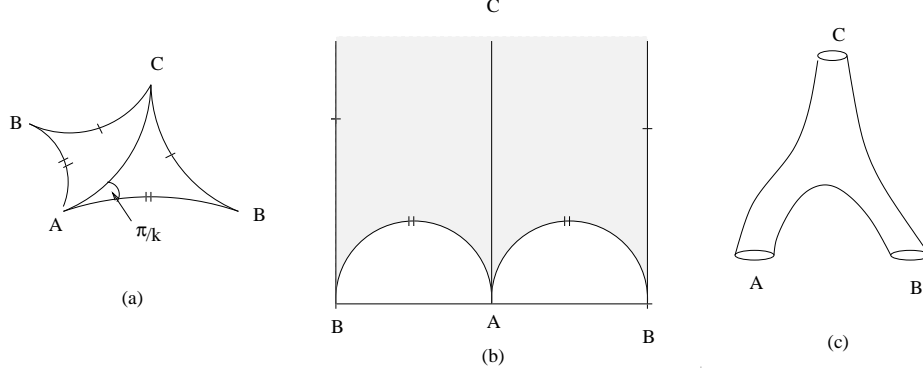


Fig. 18: In (a) we display the fundamental region of hyperbolic space with three Z_k singularities. These are placed at the three points A , B , C . A $2\pi/k$ rotation around A maps B to its image. The fundamental region consists of both hyperbolic triangles depicted here. The marked lines are identified. In (b) we show the large k limit of (a). We have a surface with three cusps placed at A , B , C . Now these points are at the boundary of H_2 . In (c) we have a more artistic representation of the surface in (b) as a pants diagram with three asymptotic regions.

Let us describe this case very explicitly. We can view the upper half plane as $SL(2)/U(1)$. We consider equivalence classes given by $g \sim ge^{i\alpha\sigma_2}$, $g \in SL(2)$. We denote the corresponding class by $[g]$. We can then represent a point on H_2 as $[e^{i\beta\frac{\sigma_2}{2}}e^{\rho\frac{\sigma_3}{2}}]$. With this choice the metric in hyperbolic space is $ds^2 = d\rho^2 + \rho^2 d\beta^2$. We then see that if we set one of the singularities at the origin, say $A = [1]$. Then the other two points are at $B = [e^{\rho\frac{\sigma_3}{2}}]$ and $C = [e^{i\frac{\pi}{k}\frac{\sigma_2}{2}}e^{\rho\frac{\sigma_3}{2}}]$, see fig. 18(c). The requirement that these choices are consistent with a Z_k symmetry at each point implies that

$$\cosh \frac{\rho}{2} = \frac{1}{2 \sin \frac{\pi}{2k}} \quad (5.1)$$

Notice that ρ is the distance between any two orbifold singularities. Note that the structure of this Riemann surface is completely rigid, it does not have moduli. We can compute the area of this Riemann surface

$$\frac{A_\Sigma}{4\pi} = \frac{1}{2} - \frac{3}{2k} \quad (5.2)$$

Note that for $k = 3$ we have that $\rho = 0$ and we have a zero area surface. This is simply saying that we cannot embed a usual equilateral triangle in negatively curved space. For $k > 3$ the surface has a non-zero area and $\rho > 0$. The purely geometric contributions to the central charges can be parametrized as

$$\begin{aligned} n_v|_{geom} &= \left(\frac{1}{2} - \frac{3}{2k}\right)\left(\frac{4N^3}{3} - \frac{N}{3}\right) \\ n_v - n_h|_{geom} &= \left(\frac{1}{2} - \frac{3}{2k}\right)N \end{aligned} \quad (5.3)$$

In addition we should add the contribution from the A_{k-1} singularities. These will contribute to n_v and also to $n_v - n_h$. The contribution to $n_v - n_h$ is given by $-(k - 1/k)N/2$ for each of the three A_{k-1} singularities. Finally, we conclude that the total contribution is

$$n_v - n_h = -\frac{3}{2}(k - \frac{1}{k})N + (\frac{1}{2} - \frac{3}{2k})N = -\frac{3kN}{2} + \frac{N}{2} \quad (5.4)$$

We have not computed the contribution of the A_{k-1} singularity to n_v .

An interesting special case is $k = N$. In this case we have the geometry dual to the theory T_N . We see that $n_v - n_h = -\frac{3N^2}{2} + \frac{N}{2}$. This agrees with the field theory computation (2.4) up to the $+1$ which could come from the center of mass hypermultiplet. It would be nice to match also this term of order one. Notice that the first two terms come from subleading corrections in AdS_5 . The first, which goes as N^2 , comes from the contribution at the A_{N-1} singularities and the second comes from the R^4 correction in the bulk of the surface. In this case we see clearly the three $SU(N)$ gauge symmetries that arise on the three A_{N-1} singularities of the geometry. Notice that close to the singularities we have a circle that is shrinking to zero. In fact, since we have N M5 branes wrapping this shrinking circle, we can go to type IIA string theory and obtain N D4 branes. The gauge coupling on the D4 brane is becoming very weak, which explains in another way the origin of the $SU(N)$ gauge symmetry.

Notice that we can formally send $k \rightarrow \infty$. In this case the three Z_k singularities go to the boundary of hyperbolic space and we end up with a solution with three cusps, as shown in fig. 18(a). The metric near each cusp looks like the large y region of $\frac{dx^2+dy^2}{y^2}$ with $x \sim x + 2$, see fig. 18(b). This Riemann surface can be viewed as a pants diagram, see fig. 18(c). This is an approximate description for the surface at large k . In our solutions the maximum value of k is N . But N can be large so this approximate description becomes good for large N .

5.1. *Comment on possible phenomenological applications*

In this section we want to make a simple comment regarding a possible application of these results.

In some phenomenological constructions one sometimes postulates the existence of an extra hidden sector describing a new set of particles. In some cases this extra sector has a global $SU(k)$ symmetry. This $SU(k)$ symmetry can then be gauged when we couple the extra sector to the rest of the theory. For example, if one is interested in a Technicolor-like

explanation of $SU(2)$ symmetry breaking, then one can consider a theory with a global $SU(2)$ symmetry which is then gauged. Other applications for hidden sectors include models for susy breaking, dark matter, inflation, etc. In such constructions one would typically like to ensure that the contribution of the extra sector to the running of the $SU(k)$ gauge coupling is not too large, in order to avoid the so called Landau poles.

A calculable class of theories are those with gravity duals. If the dual is a string theory, such as the ones that would arise from taking a 't Hooft-like limit of a large N field theory, then one typically finds that the current two point function for the $SU(k)$ global symmetry scales with N . For example, we can consider a QCD-like theory with N colors and k flavors. In the bulk, this scaling with N is due to the fact that flavor symmetries are realized on D-branes. The D-brane action has a bulk gauge coupling for $SU(k)$ which is $1/g^2 \sim 1/g_s \sim N$. It is important that this factor of N comes from the branes and does not come from the fact that we have a large radius geometry.

One would like to alleviate this problem by considering situations where the five dimensional gauge coupling in the bulk is large. But, how large can we make it?

The theories we have described in this paper can give rise to $SU(k)$ global symmetries with two point functions which do not grow with N . Thus, the full theory can have a weakly curved gravity dual but nevertheless have a global symmetry with an order one two point function. This arises because the $SU(k)$ global symmetry lives on M-theory objects, such as M5 branes or KK monopoles. In other words, we get an $SU(k)$ symmetry from k M5 branes wrapping $AdS_5 \times S^1$. If the radius of S^1 were small, we would get a five dimensional gauge theory in AdS_5 with a coupling proportional to $R_{AdS_5}/g_5^2 \sim \frac{R_{AdS_5}}{R_{S^1}}$. Thus, when the radius of the S^1 is comparable to the radius of AdS_5 we can have current two point functions of order one. Of course, in that case, the theory on the brane is becoming strongly coupled. Nevertheless, in these $\mathcal{N} = 2$ cases we can compute the two point function either from the field theory quiver, or from the mixed anomaly. More precisely, we see from (4.2) that the contribution to the beta function is that of $\lambda(n_k)$ hypermultiplets. In the class of geometries we considered this can be as low as $k + 1$ and does not grow with N .

Of course, for phenomenological applications one would like to consider theories with less supersymmetry, theories which are not conformal, etc. It seems possible to consider variations of this construction which would contain well understood geometries like the Klebanov Strassler one [25]. We leave a full analysis of those cases to the future.

6. Discussion and conclusions

In this paper we have explained how to find the gravity duals of the large class of $\mathcal{N} = 2$ superconformal field theories discussed in [1]. They are found by solving a certain Toda equation with appropriate boundary conditions. The problem mirrors the description in the field theory. One needs to consider the Toda equation on a Riemann surface with some punctures. There is a rich set of possible punctures. We described some explicit properties of the solutions near the punctures. We also discussed solutions with no punctures. Such solutions simply involve a negatively curved Riemann surface. We have matched the leading and subleading contributions to the central charges a, c . In this regard, notice that the theories discussed here can produce both positive or negative values of $a - c$. The gravity solutions we described here include cases where one naively was not guaranteed to find a gravity solution, such as the $SU(N)$ theory with $2N$ flavors.

We have mentioned that these theories arise from wrapping M5 branes on Riemann surfaces. It would be nice to study the flows between the 6d theory and 4d fixed point in more detail, in order to understand how the non-uniformities of the metric of the 2d surface flow to the IR. We have also discussed the inverse process of constructing the six dimensional theory from a limit of four dimensional theories. This gives some idea about the origin of the N^3 number of degrees of freedom. The four dimensional theories have of the order of NA_2 $SU(N)$ gauge factors, where A_2 is the area of the Riemann surface on which the (0,2) theory is wrapped, in units of the “lattice spacing”.

It would be interesting to study other aspects of these solutions. For example, one could compute the subleading corrections to c and a individually for the various punctures from the gravity solutions. Here we have only matched $a - c$. One can also compute the metric on the space of couplings from the gravity side. It would be nice to understand whether this can also be computed from the field theory side. For example, for the theories based on smooth higher genus Riemann surfaces, we get the Weyl-Peterson metric in Teichmuller space.

One class of interesting $\mathcal{N} = 2$ superconformal field theories that we did not discuss are the Argyres Douglas fixed points. It would be nice to understand how to extend the gravity description to theories in that class. They appear to require a new kind of puncture. This intuition is based on the results of [26]. One could also extend this to the D type (0,2) theories.

It would be nice to extend this description to theories with $\mathcal{N} = 1$ supersymmetry. In fact, in [3] solutions based on Riemann surfaces were also constructed with $\mathcal{N} = 1$ supersymmetry.

One would also like to extend this to three dimensional theories based on wrapping Riemann M5 branes on quotients of H_3 , see [27,28,29].

Acknowledgments

We are very grateful to N. Arkani-Hamed, H. Lin and Y. Tachikawa for discussions.

This work was supported in part by U.S. Department of Energy grant #DE-FG02-90ER40542.

References

- [1] D. Gaiotto, arXiv:0904.2715 [hep-th].
- [2] H. Lin, O. Lunin and J. M. Maldacena, JHEP **0410**, 025 (2004) [arXiv:hep-th/0409174].
- [3] J. M. Maldacena and C. Nunez, Int. J. Mod. Phys. A **16**, 822 (2001) [arXiv:hep-th/0007018].
- [4] N. Arkani-Hamed, A. G. Cohen, D. B. Kaplan, A. Karch and L. Motl, JHEP **0301**, 083 (2003) [arXiv:hep-th/0110146].
- [5] E. Witten, Nucl. Phys. B **500**, 3 (1997) [arXiv:hep-th/9703166].
- [6] P. C. Argyres and N. Seiberg, JHEP **0712**, 088 (2007) [arXiv:0711.0054 [hep-th]].
- [7] M. Henningson and K. Skenderis, JHEP **9807**, 023 (1998) [arXiv:hep-th/9806087].
- [8] O. Aharony, J. Pawelczyk, S. Theisen and S. Yankielowicz, Phys. Rev. D **60**, 066001 (1999) [arXiv:hep-th/9901134].
- [9] M. Blau, K. S. Narain and E. Gava, JHEP **9909**, 018 (1999) [arXiv:hep-th/9904179].
- [10] S. Nojiri and S. D. Odintsov, Int. J. Mod. Phys. A **15**, 413 (2000) [arXiv:hep-th/9903033].
- [11] M. B. Green and P. Vanhove, Phys. Lett. B **408**, 122 (1997) [arXiv:hep-th/9704145].
- [12] J. A. Harvey, R. Minasian and G. W. Moore, JHEP **9809**, 004 (1998) [arXiv:hep-th/9808060].
- [13] A. Bilal and C. S. Chu, Nucl. Phys. B **562**, 181 (1999) [arXiv:hep-th/9907106].
- [14] O. Aharony and Y. Tachikawa, JHEP **0801**, 037 (2008) [arXiv:0711.4532 [hep-th]].
- [15] R. Gopakumar and C. Vafa, arXiv:hep-th/9812127.
- [16] V. Pestun, arXiv:0712.2824 [hep-th].
- [17] E. Witten, J. Geom. Phys. **22**, 1 (1997) [arXiv:hep-th/9609122].
- [18] M. R. Douglas and G. W. Moore, arXiv:hep-th/9603167.
- [19] S. Kachru and E. Silverstein, Phys. Rev. Lett. **80**, 4855 (1998) [arXiv:hep-th/9802183].
- [20] R. S. Ward, Class. Quant. Grav. **7**, L95 (1990).
- [21] H. Lin and J. M. Maldacena, Phys. Rev. D **74**, 084014 (2006) [arXiv:hep-th/0509235].
- [22] C. P. Bachas, P. Bain and M. B. Green, JHEP **9905**, 011 (1999) [arXiv:hep-th/9903210].
- [23] Y. Kats and P. Petrov, JHEP **0901**, 044 (2009) [arXiv:0712.0743 [hep-th]].
- [24] R. C. Myers, JHEP **9912**, 022 (1999) [arXiv:hep-th/9910053].
- [25] I. R. Klebanov and M. J. Strassler, JHEP **0008**, 052 (2000) [arXiv:hep-th/0007191].
- [26] D. Gaiotto, G. Moore and A. Neitzke, to appear.
- [27] M. Pernici and E. Sezgin, Class. Quant. Grav. **2**, 673 (1985).
- [28] B. S. Acharya, J. P. Gauntlett and N. Kim, Phys. Rev. D **63**, 106003 (2001) [arXiv:hep-th/0011190].
- [29] J. P. Gauntlett, N. Kim and D. Waldram, Phys. Rev. D **63**, 126001 (2001) [arXiv:hep-th/0012195].