

The long wavelength emission of interstellar PAHs: characterizing the spinning dust contribution

Ysard N. and Verstraete L.

Institut d'Astrophysique Spatiale, UMR8617, Université Paris-Sud, F-91405, Orsay, France

Preprint online version: April 20, 2019

ABSTRACT

Context. The emission of cold dust grains at long wavelength will soon be observed by the Planck and Herschel satellites and will provide new constraints on the nature of interstellar dust. In particular, the microwave galactic anomalous foreground detected between 10 to 90 GHz, proposed to be due to small spinning grains (PAHs), should help to better define these species. Moreover, understanding quantitatively the fluctuations of the anomalous foreground over the sky is crucial for CMB studies.

Aims. We focus on the long wavelength emission of interstellar PAHs in their vibrational and rotational transitions. We present here the first model that describes coherently the PAH emission from the near-IR to microwave range. We take into account quantum effects to describe the rotation of PAHs and compare our results to current models of spinning dust to assess the validity of the classical treatment used. Considering a variety of interstellar environments, we search for specific signatures in the emission of spinning PAHs that can be looked for observationally.

Methods. Between absorptions of stellar photons, we follow the rovibrational radiative cascade of PAHs. We use the exact-statistical method of Draine & Li to derive the distribution of PAH internal energy and follow a quantum approach for the rotational excitation induced by vibrational (IR) transitions. We also examine the influence of the vibrational relaxation scheme and of the low-energy cross-section on the PAH emission. We study the emissivity of spinning PAHs in a variety of physical conditions (radiation field intensity and gas density) and discuss how the anomalous foreground may constrain the PAH size distribution.

Results. Simultaneously predicting the vibrational and rotational emission of PAHs, our model can explain the observed emission of the Perseus molecular cloud, from the IR to the microwave range with plausible PAH properties. We show that for $\lambda \geq 3$ mm the PAH vibrational emission does no longer scale with the radiation field intensity (G_0) unlike the mid-IR part of the spectrum (which scales with G_0). This emission represents less than 10% of the total dust emission at 100 GHz. Similarly, we find the broadband emissivity of spinning PAHs per carbon atom to be rather constant as long as $G_0 \leq 100$ and for proton densities $n_H < 100 \text{ cm}^{-3}$. In the diffuse ISM, photon exchange and gas-grain interactions play comparable roles in exciting the rotation of PAHs and the emissivity of spinning PAHs is dominated by the contribution of small species (bearing less than 100 C atoms). We show that the classical description of rotation used in previous works is a good approximation and that unknowns in the vibrational relaxation scheme and low-energy cross-section affect the PAH rotational emissivity around 30 GHz by less than 15%.

Conclusions. The contrasted behaviour of the PAH vibrational and rotational emissivities with G_0 provides a clear prediction that can be tested against observations of anomalous and dust mid-IR emissions: this is the subject of a companion paper Ysard et al. (2009b). Comparison of these emissions complemented with radio observations (21 cm or continuum) will provide constraints on the fraction of small species and the electric dipole moment of interstellar PAHs.

Key words. dust, extinction – ISM: general

1. Introduction

The mid-IR spectrum of the interstellar medium (ISM) shows prominent bands from 3 to 17 μm which account for one third of the energy emitted by interstellar dust. Such bands are emitted by very small (subnanometric-sized) dust particles during internal energy fluctuations triggered by the absorption of a stellar photon (Sellgren 1984). The positions of these bands suggest the presence of aromatic, hydrogenated cycles in these grains. Léger & Puget (1984) and Allamandola et al. (1985)

proposed Polycyclic Aromatic Hydrocarbons (PAHs) as the carriers of these bands. Despite two decades of experimental and theoretical efforts, the match (band positions and intensities) between data only available on small species and observations still remains elusive as illustrated recently by the work of Peeters et al. (2002) and Kim & Saykally (2002). Given their important role in the ISM (e.g., gas heating, Habart et al. (2001), UV extinction, Joblin et al. (1992)), it is necessary to find other ways to constrain the properties of interstellar PAHs.

The Planck and Herschel data will soon trace the emission of cold interstellar grains in the interstellar medium. Due to their small size, PAHs are heated sporadically (every few months

in the diffuse ISM) by absorption of stellar photons and have a high probability to be in low-energy states (Draine & Li 2001). Interstellar PAHs may thus contribute significantly to the emission at long wavelength ($\lambda > 1$ mm). In this context, an unexpected emission excess called *anomalous foreground*, correlated to dust emission has been discovered between 10 and 90 GHz (Leitch et al. 1997; de Oliveira-Costa et al. 2002). In this spectral range, several galactic emission components (synchrotron, free-free and thermal dust) contribute with a comparable magnitude and it is only recently that the anomalous foreground has been separated in WMAP data (Miville-Deschênes et al. 2008). Spinning, small dust grains were first proposed by Draine & Lazarian (1998) (hereafter DL98) as a possible origin to this anomalous component. Since then, analysis of observations has suggested that the anomalous foreground is correlated to small grains emission (Lagache 2003; Casassus et al. 2006).

In this paper, we study the emission of PAHs with particular emphasis on the long wavelength part of the spectrum. In this spectral range, the emission is dominated by species in low-energy states for which each photon exchange represents a large energy fluctuation. To derive the internal energy distribution of PAHs, we use here the exact statistical method described in Draine & Li (2001). We include low-frequency bands to the vibrational mode spectrum of interstellar PAHs and examine the influence of the Internal Vibrational Redistribution hypothesis (see Sect. 3) often used to describe their vibrational relaxation. We describe the rotation of PAHs with a quantum approach where specific processes in the rovibrational relaxation are naturally included (molecular recoil after photon emission; rovibrational transitions that leave the angular momentum of the molecule unchanged or Q bands). We present in a consistent fashion the rovibrational (IR) and broadband rotational (spinning) emission of PAHs in a variety of interstellar phases. Our model results are compared to observations of the interstellar emission from the IR to the microwave range and show how the size distribution and electric dipole moments of interstellar PAHs may be constrained.

The paper is organized as follows. Section 2 describes the properties of PAHs adopted in this work. Section 3 discusses the internal energy distribution of PAHs and associated rovibrational emission. Sections 4 and 5 discuss the rotational excitation and emission of PAHs. In Section 6, we apply our model to the case of a molecular cloud in the Perseus arm. Finally, conclusions and observational perspectives are given in Section 7.

2. The properties of interstellar PAHs

In the ISM, the most stable PAHs are found to be compact species (Léger et al. 1989; Le Page et al. 2003). Small PAHs are planar but above some poorly known size threshold (40 to 100 C atoms), interstellar formation routes may favour three-dimensional species (bowl- or cage-shaped) containing pentagonal cycles (see Moutou et al. (2000) and references therein). As we shall see later, small PAHs (containing less than 100 C atoms) dominate the rotational emission: we therefore assume that interstellar PAHs are planar with a hexagonal (D_{6h}) symmetry. The PAH radius is thus $a(\text{\AA}) = 0.9\sqrt{N_C}$, where N_C is

the number of carbon atoms in the grain (Omont 1986). The formula for such molecules is $C_{6p^2}H_{6p}$ and their hydrogen-to-carbon ratio is $\frac{H}{C} = f_H \sqrt{\frac{6}{N_C}}$, where f_H is the hydrogenation fraction of PAHs. In this work, we assume that PAHs are fully hydrogenated ($f_H = 1$).

2.1. Absorption cross-section

The excitation, cooling and emission of PAHs depends on their absorption cross-section (Sect. 3) that we describe now. We take the visible-UV cross-section from Verstraete & Léger (1992) and apply their size-dependent cut-off for electronic transitions in the visible-NIR range. The resulting cross-section compares well to the available data (Joblin et al. 1992). In Appendix A, we discuss the mid-IR bands considered in this work. Each vibrational mode is assumed to be harmonic and the corresponding band profile has a Drude shape (Draine & Li 2001). The width $\Delta\nu$ is inferred from astronomical spectra and the peak value σ is chosen so that the integrated cross-section $\sigma\Delta\nu$ is equal to the value measured in the laboratory. By adopting the observed bandwidth, we empirically account for the complex molecular relaxation and band broadening (Pech et al. 2002; Mulas et al. 2006) in interstellar PAHs. We adopt here the band strengths given in Pech et al. (2002) that were inferred from laboratory data. Note that different definitions of the PAH IR cross-sections have been proposed by Rapacioli et al. (2005); Flagey et al. (2006) and Draine & Li (2006).

We use the database of Mallocci et al. (2007) to define an average broadband cross-section of the far-IR vibrations of PAHs. At frequencies below 500 cm^{-1} , each species features many modes. However, for compact species modes accumulate in three definite frequency ranges: modes with a frequency of less than 100 cm^{-1} , modes between 100 and 200 cm^{-1} and modes between 200 and 500 cm^{-1} . We therefore model the far-IR cross-section of compact PAHs with 3 modes (Tab. 1). The frequency of each mode is the average of all modes falling within the given energy range, weighted by their corresponding integrated cross-sections. We find that the frequency of the lowest energy mode depends on the molecular size as N_C^{-1} (see Fig. 1). Conversely, for the other two modes, the average energy is rather independent of the size. The integrated cross-section for these 3 modes was estimated as follows. From the Mallocci database, we first derive the fraction of $\sigma\Delta\nu$ for each of the 3 modes. Then, we assume that the total $\sigma\Delta\nu$ below 500 cm^{-1} is given by the integral of the absorption cross-section of Schutte et al. (1993): $\sigma_{\text{FIR}} = 4.3 \times 10^{-20} \lambda^{-1.24} \text{ cm}^2$ per C-atom. The integrated cross-sections of each of the 3 modes is finally obtained by multiplying the former value by the $\sigma\Delta\nu$ fractions inferred from the database.

The parameters of the far-IR bands adopted here are given in Tab. 1 and the full cross-section is displayed in Fig. 2. We show in Sect. 3 that this set of IR bands provides a good match to observed interstellar spectra. Finally, we note that the in-plane or out-of-plane character of each vibrational band is important because of the different associated weights in the rotational excitation (Sect. 4.1). This character is indicated in Tabs. A.1 for the mid-IR bands (Socrates 2001). In the case of the far-IR

Table 1. Far-IR rovibrational bands of PAH cations adopted in this work, with the percentage of the total oscillator strength in each band. The last column indicates the in-plane (ip) or out-of-plane (op) character of the band. Similar bands were obtained for PAH neutrals.

λ_{cations} (μm)	ν_{cations} (cm^{-1})	$\Delta\nu$ (cm^{-1})	σ_i/N_C (10^{-20}cm^2)	% (cations)	Type
30.2	331	300	9.6×10^{-3}	69.5	2/3 ip 1/3 op
74.1	135	100	9.9×10^{-3}	23.9	2/3 ip 1/3 op
$4.9 \times N_C$	$2040/N_C$	100	2.7×10^{-3}	6.6	2/3 ip 1/3 op

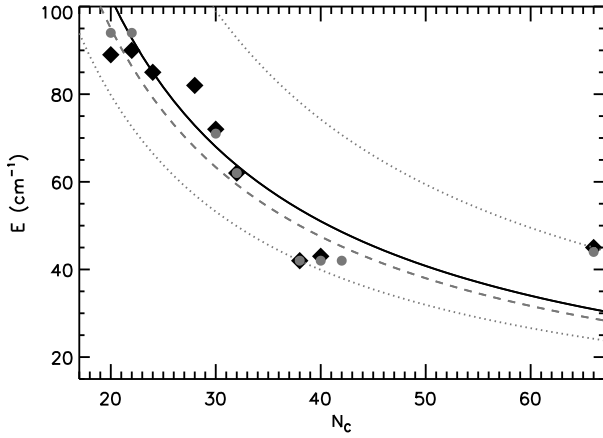


Fig. 1. Frequencies of the first (lowest energy) vibrational mode versus the number of carbon atoms N_C for PAH cations (black diamonds), and PAH neutrals (grey circles) from the Mallocci database (see text). The molecules considered are perylene ($C_{20}H_{12}$), benzo[g,h,i]perylene ($C_{22}H_{12}$), coronene ($C_{24}H_{12}$), bisanthene ($C_{28}H_{14}$), dibenzo[bc,ef] coronene ($C_{30}H_{14}$), ovalene ($C_{32}H_{14}$), circumbiphenyl ($C_{38}H_{16}$), circumanthracene ($C_{40}H_{16}$), cirumpylene ($C_{42}H_{16}$) and circumovalene ($C_{66}H_{20}$). The solid line is the relationship we adopt between the band position of cations and N_C and the dashed line shows the case of neutrals (see Tab. 1). The dotted lines show extreme cases for this relationship.

bands this character is less well known and we assume that 1/3 (2/3) of the oscillator strength come from out-of-plane (in-plane) transitions respectively (Tab. 1).

2.2. The rigid rotor model

While describing the rotation of a molecule, the relevant operator is the total angular momentum \vec{J} which includes the electrons and nuclei contributions without the spin. We note D_A , D_B and D_C the principal axis of inertia. We assume that PAHs are oblate symmetric top molecules with the axis D_C perpendicular to the plane of the molecule and parallel to Oz . We call I_C the inertia moment with respect to D_C and I_A , I_B the iner-

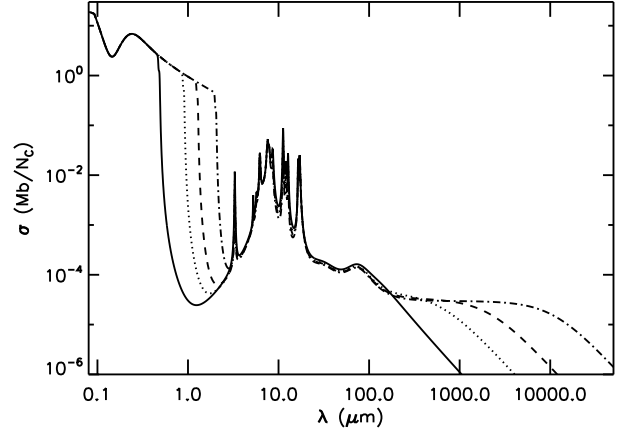


Fig. 2. Absorption cross-section of PAH cations per carbon atom ($1 \text{ Mb} = 10^{-18} \text{ cm}^2$). The solid, dotted, dashed and dot-dashed lines show the cases for $N_C = 24, 54, 96$ and 216 respectively.

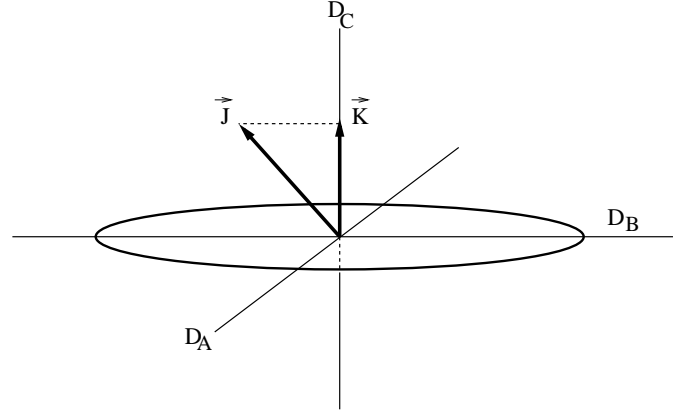


Fig. 3. Symmetric top molecule: D_A , D_B and D_C are the principal axis of inertia and J is the total angular momentum of the molecule with K its projection along D_C .

tia moments with respect to D_A and D_B which are taken to be parallel to Ox and Oy . The rotational Hamiltonian is then:

$$H = \frac{J_x^2}{2I_A} + \frac{J_y^2}{2I_B} + \frac{J_z^2}{2I_C} \quad (1)$$

where J_x , J_y and J_z are the projections of \vec{J} along the three inertia axis. Given the large number of carbon atoms in interstellar PAHs, we assume here that they are uniform disks with $I_A = I_B = \frac{Ma^2}{4} = \frac{I_C}{2}$ (symmetric tops), where M is the molecular mass. With $D_C \parallel Oz$, we get:

$$H = \frac{J^2}{2I_B} + J_z^2 \left(\frac{1}{2I_C} - \frac{1}{2I_B} \right) \quad (2)$$

and the rotational energy is:

$$E_{\text{rot}} = BJ(J+1) + (C-B)K^2 \quad (3)$$

where $B/hc = \frac{\hbar}{4\pi c I_B} = 7 N_C^{-2} \text{ cm}^{-1}$ (neglecting the contributions of H to the molecular mass) and $C = B/2$ are the rotational constants associated to D_B and D_C . The quantum number

K is the absolute value of the J_z -eigenvalues. For a symmetric top molecule, the selection rules for rovibrational electric dipole transitions are: $\Delta J = 0, \pm 1$ and $\Delta K = 0, \pm 1$. Defining the dipole moment as $\vec{\mu} = \vec{\mu}_z + \vec{\mu}_B$, with $\vec{\mu}_z$ along D_C and $\vec{\mu}_B$ in the molecular plane along D_B (Townes & Schawlow 1975), two kinds of transitions can be distinguished. First, the *parallel* transitions with $\Delta K = 0$ for which the change of dipole moment in the transition is parallel to the top axis (D_C) of the molecule. Second, the *perpendicular* transitions with $\Delta K = \pm 1$ for which the change of dipole moment is perpendicular to D_C . Parallel transitions thus correspond to *out-of-plane* vibrations, whereas perpendicular transitions correspond to *in-plane* vibrations. Since the available microwave data are broadband observations ($\lambda/\Delta\lambda$ of the order of a few), we make a number of simplifying assumptions in the description of the rotational motion of PAHs. We thus assume that the rotational constant B is the same in all vibrational levels, and within the framework of a rigid rotor model, we neglect the centrifugal distortion terms in the energy equation that are usually small for large molecules (Herzberg 1968ab; Lovas et al. 2005).

2.3. Electric dipole moment

The rotational emission of PAHs depends on their permanent electric dipole moment, μ . Symmetric (D_{6h}), neutral, and fully hydrogenated PAHs have $\mu \sim 0$. Spectroscopic analysis of their IR emission bands suggests that interstellar PAHs can be in cationic form, partially hydrogenated (Le Page et al. 2003), and maybe also substituted (Peeters et al. 2002, 2004a). For instance, a PAH having lost one H atom has $\mu \sim 0.8$ to 1 D, and a PAH cation where a C atom has been substituted by N would also have $\mu \sim 0.1$ to 1.5 D depending on its size (T. Pino, private communication). Moreover, it has been proposed that non-planar PAHs containing pentagonal rings may exist in the ISM (see Moutou et al. (2000) and references therein): such species are known to have large dipole moments as recently measured on coranulene, $C_{20}H_{10}$, $\mu = 2$ D (Lovas et al. 2005). In this work, we express the electric dipole moment of interstellar PAHs as in DL98:

$$\mu(N_C) = m \sqrt{N_{at}} + 4.3 \times 10^{-2} \sqrt{N_C} Z \approx m \sqrt{N_{at}} \quad (\text{Debye}) \quad (4)$$

where N_{at} is the total atoms number in the molecule, Z is its charge, and m is a constant. Unless otherwise stated, we will use $m = 0.4$ D.

3. Internal energy distribution and rovibrational IR emission of isolated interstellar PAHs

After the absorption of a visible-UV photon, a PAH cools off by emitting IR rovibrational photons. These photons reduce its angular momentum and also, by recoil (a purely quantum effect), may increase it (see Section 4.1). Previous studies mostly used a thermal description of molecular cooling. In fact, since PAHs spend a large fraction of their time at low internal energies (see Fig. 4), their emission at long wavelength cannot be considered as a negligible fluctuation compared to their total internal energy. While estimating the emission of PAHs at low temper-

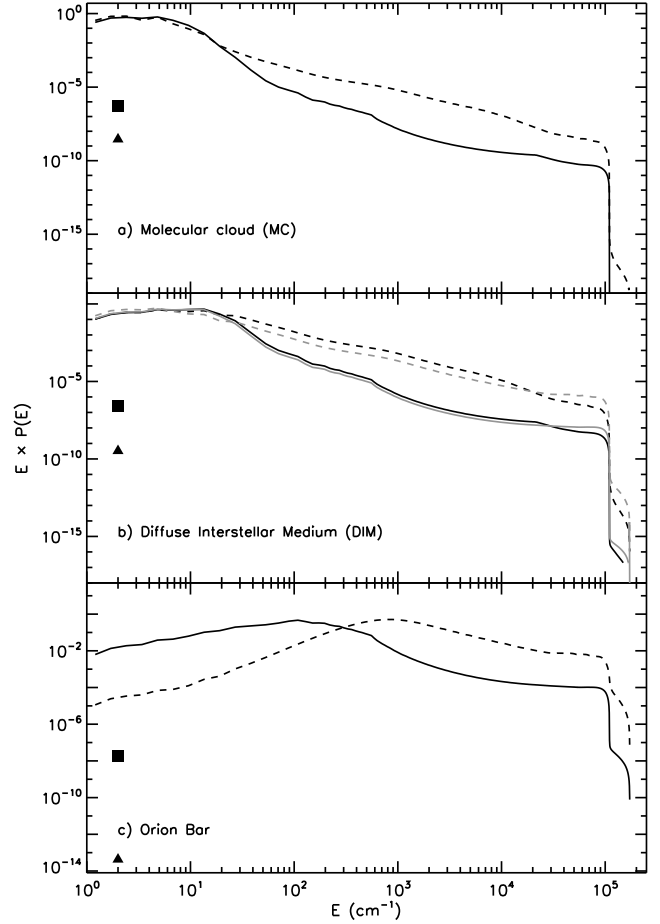


Fig. 4. Internal energy distribution $P(E)$ of interstellar PAHs with $N_C = 24$ (solid line and box for $P(0)$) and $N_C = 216$ (dashed line and triangle for $P(0)$) in the case of *a*) molecular clouds or MC ($G_0 = 10^{-2}$), *b*) the diffuse ISM or DIM ($G_0 = 1$) and *c*) the Orion Bar where the radiation field is the sum of the CMB, the ISRF and a blackbody at 37 000 K corresponding to $G_0 = 14,000$. To illustrate the effect of the radiation field hardness, we show in *b*) the case of an Orion Bar type radiation field scaled down to $G_0 = 1$ (grey lines).

atures, the validity of a thermal approach is hence questionable. Because of the rapid energy redistribution between interactions (photon exchange or collision with gas phase species), PAHs rapidly reach thermodynamical equilibrium while isolated (Léger et al. 1989). To describe this situation, we use here the exact-statistical method of Draine & Li (2001) to derive the stationary internal energy distribution of PAHs. The energy distribution, $P(E)$, depends on (a) the energy density of the exciting radiation field $u_E = 4\pi\nu I_\nu$ (where I_ν is the brightness), (b) the absorption cross-section, σ , of interstellar PAHs, and (c) their rovibrational density of states, $\rho(E)$. For the stellar contribution, we use the local interstellar radiation field (ISRF, Mathis et al. (1983)) or a blackbody. We will sometimes scale this stellar radiation field with a factor, G_0 , equal to 1 in the case

of the Mathis field ¹. Throughout this work, the contribution of the CMB is included in the radiation field. The vibrational absorption cross-section used has been described previously and for simplicity, we did not include rotational bands. Unless otherwise stated, we take the cross-section of PAH cations. The density of states is obtained by first deriving the vibrational mode spectrum from a Debye model and then applying the algorithm of Beyer & Swinehart (1973) for each molecular size (see Appendix B).

After each absorption of a stellar photon, we assume that the excitation energy of the PAH is rapidly redistributed among all the vibrational modes (Mulas et al. 2006). This radiationless and isoenergetic process is called Internal Vibrational Redistribution (IVR). The energy distribution is then computed according to the exact-statistical formalism described in Draine & Li (2001). The energy scale (referenced to the zero point energy) is divided into bins of energy E_i and width ΔE_i with $i = 0, 1, \dots, M$ ($M = 500$) with $0 \leq E_i \leq 2E_L$ where $E_L = 1.110^5 \text{ cm}^{-1}$ is the Lyman limit. When its energy is below that of the first excited vibrational state, the molecule is in a rotational state. Letting P_i be the probability of having a PAH in the energy bin i we have:

$$\frac{dP_i}{dt} = \sum_{j \neq i}^M T_{j \rightarrow i} P_j - \sum_{i \neq j}^M T_{i \rightarrow j} P_i \quad (5)$$

where $T_{j \rightarrow i}$ is the transition rate from the state j to the state i for a molecule. We solve this equation in the stationary case. Further details can be found in Draine & Li (2001). Fig. 4 shows the energy distribution for three different radiation fields, representative of a molecular cloud, the diffuse interstellar medium (DIM), and the Orion Bar. We see that the most probable energy increases when the radiation field intensity G_0 increases, as expected for PAHs whose cooling by IR emission is interrupted more frequently by absorption events. The sharp cut-off at $\sim 1.1 \times 10^5 \text{ cm}^{-1}$ is due to the Lyman limit of photon energies in neutral regions. We also observe a tail at higher energies which is due to multiphoton events, i.e., absorption of a second photon while the PAH has not completely cooled off. This tail becomes more important as absorption events are more frequent, i.e., for large PAHs or intense radiation fields. Conversely, we show in Fig. 4b that the radiation field hardness has little influence on $P(E)$. To estimate the effect of the rotational absorption that we neglected, we included a band centred at 1 cm^{-1} of width 1 cm^{-1} and corresponding to $J = 150$ ($\sigma/N_C \sim 9 \times 10^{-22} \text{ cm}^2/\text{C}$, see Sects. 4.2 and 4.3): we found $P(E)$ to be twice as large between 1 and 10 cm^{-1} and unchanged otherwise. This would change the emission around 1 cm at very low flux level. The rotational excitation rates (section 4.2), which depend on the populations of excited vibrational levels, are unaffected by this hypothesis.

Knowing the internal energy distribution of PAHs, we can deduce their IR emission from the upper state u by summing the contributions of all lower vibrational modes l (Draine & Li

2001):

$$\nu F_\nu = \frac{2h\nu^4}{c^2} \sigma(\nu) P(h\nu) \left(1 + \frac{u_E}{8\pi h^3 \nu^3}\right) \quad (6)$$

$$\text{where } P(h\nu) = \sum_l P_l \sum_{u=0}^{l-1} \frac{g_u}{g_l} \Delta E_u G_{ul}(h\nu) + \sum_l P_l \left(1 - \frac{h\nu}{\Delta E_l}\right) \quad (7)$$

is the number of rovibrational photons emitted at energy $h\nu$. The G_{ul} functions are defined in Draine & Li (2001). The degeneracies g_u and g_l are the numbers of energy states in bins u and l respectively (see Appendix B). Fig. 5 shows a comparison between mid-IR observations and our model results with a power law size distribution $n_s(a) \sim a^{-3.5}$ (as in Mathis et al. (1977) hereafter MRN) that provides a simple representation of the actual $n_s(a)$ (Kim et al. 1994). We see that the IR emission from the DIM is well explained with a standard abundance of carbon in PAHs and an important fraction of cations as in Flagey et al. (2006). A similar good match is obtained for the Orion Bar spectrum with an important PAH depletion probably reflecting an efficient photodestruction in this excited environment. Fig. 6a shows the behaviour of the PAH vibrational emission with the radiation field intensity G_0 : whereas the IR part scales with G_0 , the mm-range ($\lambda > 3 \text{ mm}$) does not. The emission in this spectral range is made mostly by PAHs in low-energy states for which the dominant heating source is absorption of CMB photons: this is why this part of the spectrum does not vary with G_0 . Finally, we emphasize that at low-energy ($\lambda > 20 \mu\text{m}$), our model shows the broadband behaviour of the PAH vibrational emission. When a detailed vibrational mode spectrum is used, the PAH emission at $\lambda > 20 \mu\text{m}$ is a superposition of numerous narrow bands that may be detectable with some of the instruments onboard Herschel (Mulas et al. 2006).

3.1. Decoupling of vibrational modes

Our derivation of $P(E)$ assumes an efficient energy redistribution between vibrational modes (IVR) during the PAH relaxation. IVR thus involves a coupling between vibrational modes via intramolecular transitions. However, it is known that IVR is no longer efficient when the excitation energy of the molecule is below some threshold E_{dec} (Mulas et al. 2006) and we will then speak of IVR breakdown. When $E < E_{dec}$, the excitation of vibrational modes energetically accessible is frozen according to microcanonical statistics at energy E_{dec} . The molecule then continues to cool via emission of the excited vibrational modes. To study the influence of decoupling on the long wavelength emission, we consider two extreme cases for the relaxation at $E < E_{dec}$:

- case 1: no IVR, cooling by IR forbidden modes. We assume these modes to be defined like those of Tab. 1 but with an oscillator strength 10^4 lower and,
- case 2: no IVR, cooling only by the first vibrational mode at $2040/N_C \text{ (cm}^{-1}\text{)}$ as defined in Tab. 1

¹ G_0 scales the radiation field intensity integrated between 6 and 13.6 eV. The Mathis radiation field, $G_0 = 1$, corresponds to an intensity of $1.6 \times 10^{-3} \text{ erg/s/cm}^2$.

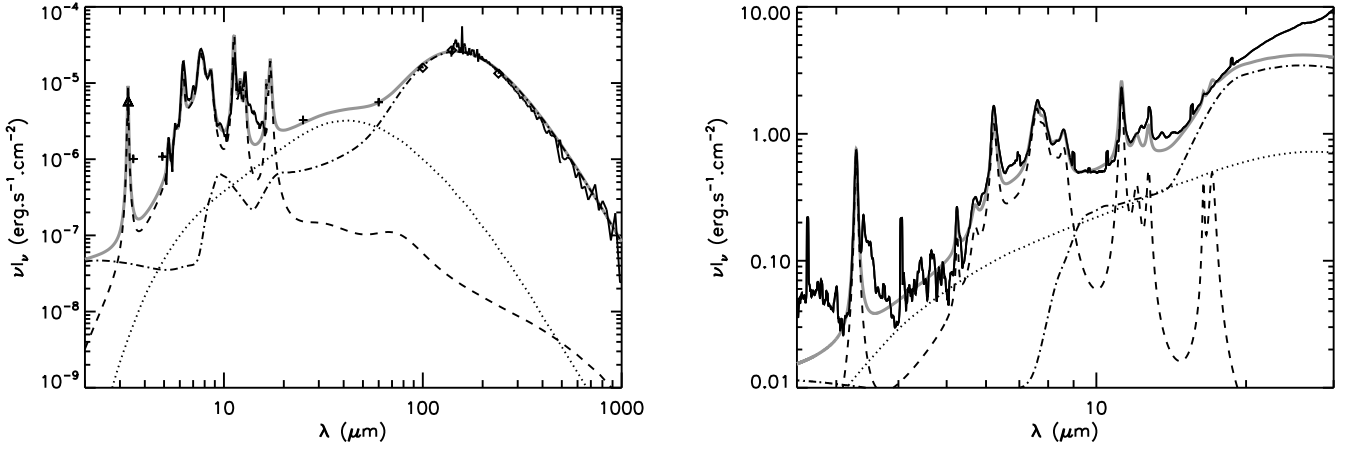


Fig. 5. *Left:* Dust Infrared emission of the DIM (solid black lines and symbols) with a column density $N_H \sim 10^{20} \text{ cm}^{-2}$ (Boulanger 2000). The total model dust emission is overlaid in bold grey. MRN type size distributions have been used for all dust populations. The PAH vibrational contribution (dashed line) is from the present model with $N_C = [18, 96]$ with a 1:3 mixture of neutrals and cations, full hydrogen coverage and requires 43 ppm of carbon. In the cm-range, this emission is a 1000 times below the level of the anomalous foreground (see Fig. 11). The contributions of larger grains are from the dust model described in Compiègne et al. (2008). The dotted line shows the contribution of graphitic Very Small Grains (VSGs) of radii $a = 0.9$ to 4 nm containing 39 ppm of C. The dot-dashed line shows the contribution of silicate Big Grains (BGs) with $a = 0.4$ to 250 nm using 37 ppm of Si. *Right:* Dust emission from the Orion Bar (the noisy black line is the ISO-SWS spectrum) with $N_H \sim 1.8 \times 10^{21} \text{ cm}^{-2}$. The model dust parameters are as above but for PAHs which are less abundant (18 ppm of C) and more ionized (82% are cations).

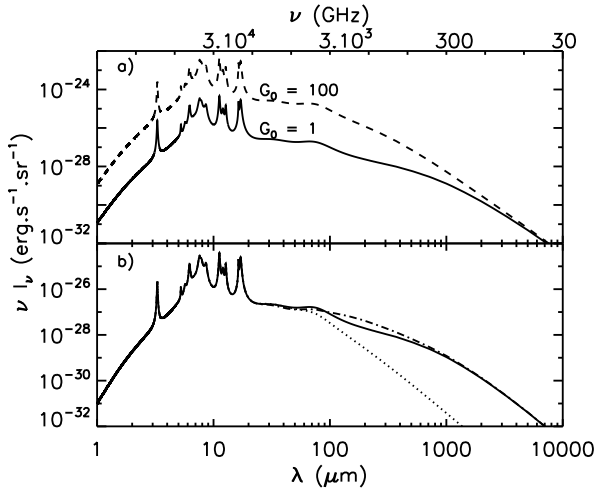


Fig. 6. PAH rovibrational emissivity for a MRN size distribution with $N_C = 18 - 216$. In a) we show the case of radiation field intensities corresponding to $G_0 = 1$ and 100 and in b) we illustrate the effect of IVR breakdown in case 1 (dotted line) and case 2 (dot-dashed line) (see section 3.1).

and compare them to our model with no decoupling (IVR always fulfilled). We take E_{dec} to be constant and equal to 500 cm^{-1} , a value relevant for PAHs containing 20 to 30 carbon atoms (Joblin & Mulas 2008). Actually, E_{dec} is expected to decrease with molecular size because of the increasing density of states at a given energy (Mulas 1998): the former cases therefore provide an upper limit to the variations of the PAH long wavelength emissivity. Fig. 6b shows that, as expected, case 1 provides a lower limit to the long wavelength emis-

sion of PAHs, whereas case 2 is an upper limit. Note that the model assuming IVR is close to case 2. A comparison of our model band fluxes (with IVR) with the Monte-Carlo simulations of Joblin & Mulas (2008), in the case of the coronene cation ($\text{C}_{24}\text{H}_{12}^+$), shows a good general agreement, especially for the low energy modes. We conclude that the IVR hypothesis provides an upper limit to the PAH vibrational emission at $\lambda > 3 \text{ mm}$ and that the conclusions of the former section hold.

4. Angular momentum distribution

The building of the angular momentum distribution of interstellar PAHs is driven by photon exchanges and gas-grain interactions (DL98). In the DIM, pervaded by the ISRF, and for a PAH bearing 50 carbon atoms, the mean time between absorptions of visible-UV photons ($\sim 0.2 \text{ yr}$) is comparable to the mean time between emissions of rotational photons, as well as to the mean time between PAH-hydrogen collisions (for a gas density of 100 cm^{-3} and a temperature of 100 K). Photons absorbed in the visible-UV have a small effect on the total angular momentum: indeed, each photon exchanged carries a unit angular momentum, the numerous² IR photons emitted overwhelm the influence of the photon absorbed. To estimate the angular momentum distribution, we take the following processes into account:

- IR rovibrational photon emission
- purely rotational photon emission
- H_2 formation

² Energy conservation implies that 40 IR photons are emitted after each absorption.

- collisions with gas (neutral atoms and ions)
- plasma drag
- photoelectric effect

All these processes lead to a change of the angular momentum of the molecule, some of them excite the rotation and others damp it. For the radiative processes we adopt a quantum approach where each rotational state is treated individually and transition rules applied. As discussed by Rouan et al. (1997), the building of the angular momentum distribution, $n(J)$, can be considered as a stationary random walk in a potential well with a minimum for $J = J_0$, for which the rate of J -change is zero:

$$\left(\sum_i (\tau^{-1} \Delta J)_i \right)_{J_0} = 0 \quad (8)$$

with ΔJ the change of J produced by the event number i , and τ the mean time between two events i . As in Rouan et al. (1992), we assume an efficient Intramolecular Vibration to Rotation Energy Transfer (IVRET). We take $n(J)$ to be the same for all vibrational levels, equal to a Maxwell distribution $n(J) = n_0 J^2 \exp(-J^2/J_0^2)$, where n_0 is a normalization factor. Indeed, Mulas (1998) and Ali-Haïmoud et al. (2009) showed that this form of $n(J)$ is a good approximation³. In the following, we establish the rate of J -change due to the rovibrational emission of isolated PAHs modelled in Sect. 3. We also present the rate of purely rotational photon emission while the contribution of the gas-grain interactions is described in Appendix D.

4.1. Rovibrational transitions

The rovibrational IR emission can be as exciting as well as a damping process for the rotation of a PAH. Assuming that the interstellar PAHs are symmetric top molecules, the selection rules for the emission of an IR rovibrational photon are: $\Delta J = 0, \pm 1$ and $\Delta K = 0, \pm 1$. Transitions corresponding to $\Delta J = +1, -1$ and 0 are called the *P*, *Q* and *R*-bands respectively. As seen in Sect. 2.2, two types of transitions are possible: parallel ones (out-of-plane vibrational motion) with $\Delta K = 0$ and perpendicular ones (in-plane vibrational motion) with $\Delta K = \pm 1$. The type of each transition is given in Tabs. A.1 and 1. For a rovibrational transition, $(v, J, K) \rightarrow (v - 1, J + \Delta J, K + \Delta K)$, the rate is proportional to the spontaneous emission coefficient and to the probability for the grain to loose the corresponding transition energy. The spontaneous emission rate is proportional to the A_{KJ} factors, which represent the angular part of the transition probability. Formulae for these factors are given in Appendix C. Expressed in terms of cross-section, the transition rate is (with ν_i and $\Delta \nu_i$ in cm^{-1}):

$$W_i^{\pm/0} = 8\pi c (\sigma_i \Delta \nu_i) \sum_{K=0}^J (\nu_i^{\pm/0})^2 A_{KJ}^{\pm/0} P(h\nu_i^{\pm/0}) \quad (9)$$

where the $W_i^{\pm/0}$ give the transition rate for $\Delta J = 0, \pm 1$ and for the vibrational mode i at a frequency $\nu_i^{\pm/0}$. This frequency

depends on ν_{i0} (the frequency of the vibrational transition for $J = 0$) and on J and K (see Appendix C). Since the J - and K -terms, in $\nu_i^{\pm/0}$, are always much smaller than ν_{i0} , we take $P(h\nu_i^{\pm/0}) \simeq P(h\nu_{i0})$. We note that the in-plane transitions provide larger (by a factor ~ 2) rates than the out-of-plane ones, as a consequence of the A_{KJ} sum values. The total transition rates are obtained by summing over all bands: $W^{\pm/0} = \sum_i W_i^{\pm/0}$. Finally, the rate of change of J due to rovibrational transitions is $(\tau^{-1} \Delta J)_{IR} = W^+ - W^-$. Rotational excitation dominates at low J , whereas damping is the dominant process for high J -values. We note that for vibrational modes at higher frequency, $W^+ - W^-$ is smaller because the rotational terms are less important in ν_i (see App. C): $(\tau^{-1} \Delta J)_{IR}$ is therefore dominated by the contribution of vibrational modes at low-frequencies.

4.2. Rotational emission

We consider here the spontaneous emission of purely rotational photons. The selection rules for such transitions are $\Delta J = -1$ and $\Delta K = 0$ (Townes & Schawlow 1975). No change of K occurs because for rotational transitions the dipole moment of a symmetric top molecule necessarily lies along its symmetry axis. The transition rate is then simply related to the spontaneous emission coefficient $A_{J,J-1}$:

$$(\tau^{-1} \Delta J)_{rot} = -A_{J,J-1} \quad (10)$$

$$A_{J,J-1} = \frac{512\pi^4}{3h^4 c^3} B^3 \mu^2 J^3 \frac{(2J+1)^2 - (J+2)}{3(2J+1)^2} s^{-1} \quad (11)$$

where μ is the electric dipole moment of the molecule and the factor A_{KJ-} has been used (Appendix C). We note that in the high- J limit, $h\nu \times A_{J,J-1}$ tends to the classical expression of Larmor. Finally, the damping rate due to rotational emission is⁴:

$$(\tau^{-1} \Delta J)_{rot} = -1.8 \times 10^{-14} \left(\frac{N_C}{50} \right)^{-6} \left(\frac{\mu}{1 \text{ D}} \right)^2 \times J^3 \frac{(2J+1)^2 - (J+2)}{(2J+1)^2} s^{-1} \quad (12)$$

4.3. Equilibrium angular momentum J_0

We estimate damping and excitation rotational rates for the interstellar phases described in Tab. 2. Solving Eq. 8, we obtain the equilibrium angular momentum J_0 . Fig. 7 shows J_0 for the DIM and the Orion Bar. In all cases, J_0 increases with N_C because of the larger number of steps in the random walk: indeed, the cross-section and absorption rate scale with N_C (see Fig. 2), so more IR photons are emitted for larger N_C . Similarly, J_0 reaches higher values when the radiation field intensity or the gas density increases (see Fig. 8).

In the DIM, the excitation is due to gas-grain collisions, whereas the damping is dominated by the emission of rotational photons for $N_C < 140$ and by IR photon emission for larger PAHs ($(\tau^{-1} \Delta J)_{rot} \propto N_C^{-5}$ whereas $(\tau^{-1} \Delta J)_{IR} \propto N_C$). We

³ With this form of $n(J)$ it is possible to define a rotational temperature (see Appendix E).

⁴ In the limit $J \gg 1$, we estimated that the stimulated emission and absorption of CMB photons represent less than 20% of the spontaneous emission rate.

Table 2. Physical parameters for the typical interstellar phases considered in this work, namely the Cold and Warm Neutral Media (CNM and WNM) and the Warm Ionized Medium (WIM), which taken together make the Diffuse Interstellar Medium (DIM), Molecular Clouds (MC) and the Orion Bar as an archetypical photodissociation region. We note n_H the hydrogen density, T the gas temperature, n_e the electrons density, n_{H^+} the proton density and n_{C^+} the density of atomic carbon ions.

	MC	CNM	WNM	WIM	Orion Bar
G_0	0.01	1	1	1	14 000
n_H (cm $^{-3}$)	300	30	0.4	0.1	10^4
T (K)	20	100	6000	8000	400
n_e (cm $^{-3}$)	0.03	0.045	0.04	0.1	3
n_{H^+}/n_H	0	1.2×10^{-3}	0.1	0.99	10^{-4}
n_{C^+}/n_H	10^{-4}	1.3×10^{-4}	1.3×10^{-4}	10^{-3}	2×10^{-4}

note similar J_0 -values for the CNM, WNM and WIM (Fig. 7a) in spite of the large differences in gas density and temperature (see Tab. 2). In the Orion Bar, because of the intense radiation field, the excitation is driven by the photoelectric effect whereas the damping is dominated by the emission of IR photons. For the case of MCs (not shown), J_0 also rises and reaches large values ($J_0 = 1300$ for $N_C = 200$). Indeed the damping by IR photon emission is no longer efficient ($G_0 \sim 0.01$), while the gas-grain rates are strong due to the larger density. We show in Fig. 7b the influence of different choices of the vibrational mode spectrum (or cross-section) on J_0 : changes are below 20% and affect only the large sizes ($N_C > 100$), which have a minor contribution to the rotational emissivity (see Sect. 5). We found comparable variations of J_0 for the vibrational relaxation (IVR) cases 1 and 2, discussed in Sect. 3.1.

The processes contributing to the rotation of PAHs depend on the intensity of the radiation field (G_0) and on the gas density (n_H). We now examine the influence of these parameters on J_0 . Other important quantities (gas temperature; electron, proton and C^+ abundances) are obtained at thermal equilibrium with CLOUDY (Ferland et al. 1998)⁵. To study the influence of G_0 , we take the radiation field to be a blackbody of effective temperature 22,000 K and scale it in order to vary G_0 between 10^{-2} and 10^5 . The shape of the radiation field is then always the same⁶. Fig. 8a shows J_0 as a function of G_0 for different PAH sizes. As discussed before, J_0 increases with G_0 because the excitation rate from IR emission (which scales with G_0) is dominant. This rise becomes steeper for larger PAHs because the frequency of the first vibrational mode decreases (as N_C^{-1}) and requires weaker values of G_0 to be excited (the maximum of $P(E)$ moves to higher energies as G_0 increases, see Fig. 4c). However, we note that J_0 is little affected by variations of G_0 over the range 0.01-100. The result of varying n_H is shown on

⁵ We assumed 130 (320) ppm of carbon (oxygen) to be in the gas phase respectively. Parameters were taken from the optically thin zone of isochoric simulations with CLOUDY.

⁶ We also varied the shape of the blackbody keeping G_0 constant (as well as n_H). Similar J_0 values were found for T_{eff} between 10^4 and 5×10^4 K.

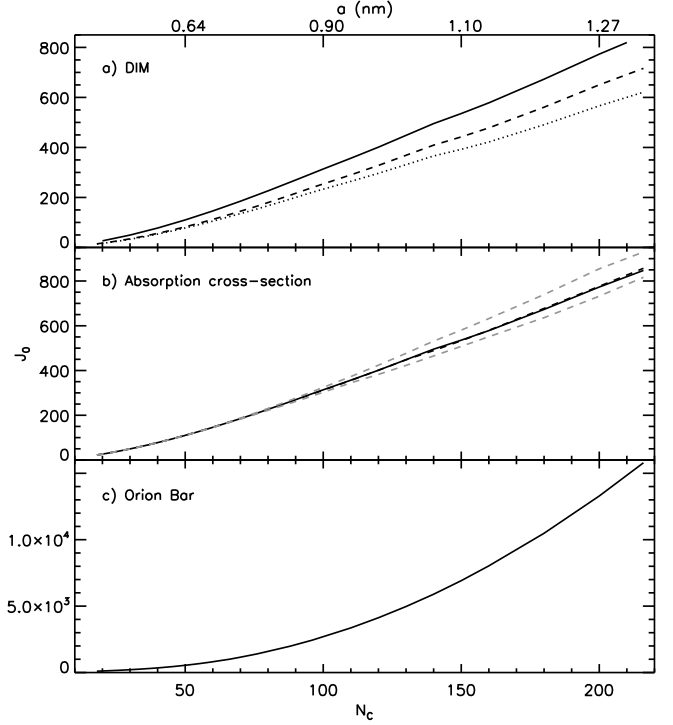


Fig. 7. Most probable angular quantum number J_0 versus the number of C atoms per PAH cation. In a) we show the case of the DIM. Solid line shows the CNM, dashed line the WNM and dotted line the WIM. In b) we illustrate the influence of the vibrational cross-section in the CNM: cations (solid line), neutrals (dashed line) and extreme behaviours (solid and dashed grey lines) for the first vibrational mode versus N_C (see Fig. 1) are shown. In c), we present the case of the Orion Bar.

Fig. 8b. In all cases, the incident radiation field is a blackbody with $T_{eff} = 22,000$ K and $G_0 = 1$. The gas-grain processes become dominant for $n_H > 30$ cm $^{-3}$ and $N_C > 50$. At lower gas densities, radiative processes prevail (excitation by IR emission and damping by rotational emission) and J_0 does not change: we therefore expect the rotational excitation of small PAHs to be little variable in the DIM as found by Davies et al. (2006).

4.4. Modelling the rotational excitation by IR emission

The rovibrational cascade of PAHs, following the absorption of a stellar visible-UV photon, is a complex process that involves many states. Molecular, state-to-state models require a detailed database, use Monte-Carlo simulations (see Mulas et al. (2006) for references) and do not so far include the gas-grain interactions which are important. Given our incomplete knowledge of interstellar PAHs and the fact that their rotational emission may so far be seen in broadband data, former models of spinning dust (DL98 and Ali-Haïmoud et al. 2009) made simplifying assumptions to describe radiative processes and performed a classical treatment of the gas-grain interactions⁷. We assess

⁷ These models can also be applied to describe the rotational emission of other grain types.

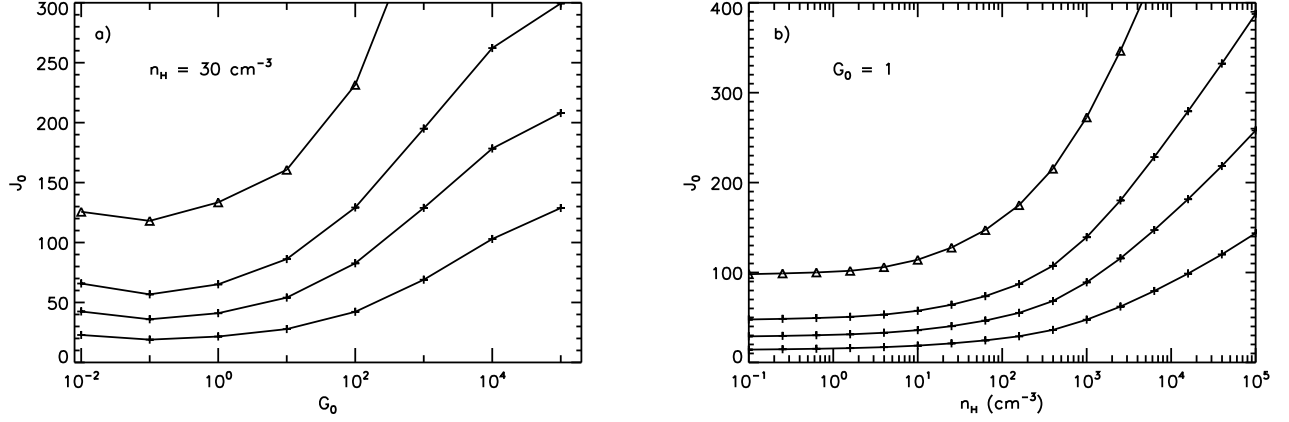


Fig. 8. *a)* Effect of varying G_0 on J_0 for PAH cations with $N_C = 20, 30, 40$, and 100 (from bottom to top). The values for $N_C = 100$ (triangles) have been divided by 2. The gas density is 30 cm^{-3} and the other physical parameters for the gas are determined using CLOUDY (Ferland et al. 1998). *b)* Same as *a)* but for varying n_H at $G_0 = 1$. In both cases the radiation field is a blackbody with $T_{\text{eff}} = 22\,000 \text{ K}$ and the gas parameters have been obtained with CLOUDY at thermal equilibrium (see text).

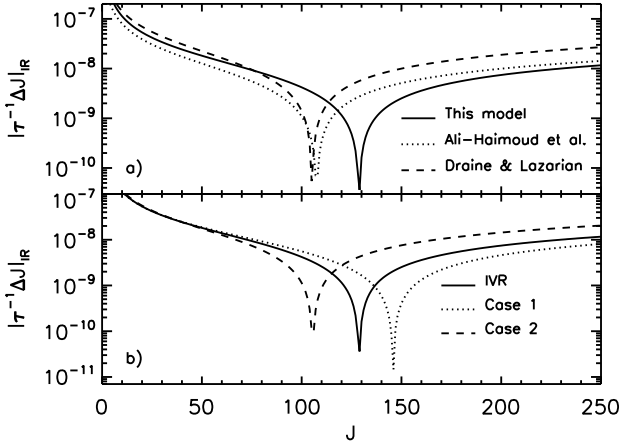


Fig. 9. Rate of J -change due to rovibrational emission for a PAH with $N_C = 24$ and heated by the ISRF. *a)* Comparison with former models: our rate (solid line), the rate of DL98 corrected as in Ali-Haïmoud et al. (2009) (dashed line) and the rate of Ali-Haïmoud et al. (2009) (dotted line). *b)* Effect of IVR breakdown, case 1 and 2 (see Sect. 3.1).

here the impact of these assumptions on the rotational emissivity of PAHs.

First, the internal energy distribution of PAHs was derived in the thermal approximation. As discussed in Sect. 4, this is a questionable assumption to describe the long wavelength emission of PAHs and the change of angular momentum it induces. Moreover, the excitation rate by IR emission (the recoil due to emission of individual photons), which is a purely quantum effect, has been described as a random walk of the angular momentum starting with a non-rotating grain⁸. Finally, an efficient vibrational redistribution (IVR, see Sect. 3.1) was

assumed throughout the energy cascade following a photon absorption. In this work, we improve on the first aspect by deriving the internal energy distribution of isolated PAHs using a microcanonical formalism and including the rotational density of states. Next, we follow a quantum approach to treat the rovibrational emission where the recoil due to photon emission and selection rules are naturally included. In Fig. 9a, we compare the absolute value of our rate of angular momentum change by rovibrational IR emission $|(\tau^{-1}\Delta J)_{\text{IR}}| = |W^+ - W^-|$ (see Sect. 4.1) to former works. For a PAH containing 24 carbon atoms, all rates decrease with the angular momentum and cross zero for J between 100 and 150 (singular points in our logarithmic representation). The main difference with previous models is that the excitation-to-damping transition (the zero value) occurs at higher J -values in our case. This discrepancy diminishes with increasing sizes and identical IR rates are found for species with more than 100 C atoms.

We show in Fig. 9b the effect of relaxation schemes other than IVR. Between extreme cases 1 and 2 (see Sect. 3.1), the damping IR rate is multiplied by a factor 2, which leads to a balance at a lower J -value. Variations of $(\tau^{-1}\Delta J)_{\text{IR}}$ are in fact quite similar to those induced by the other approximations discussed above. All these variations affect the rotational emissivity of PAHs, around 30 GHz, by at most 15% (in the CNM and including the gas-grain interactions)⁹. We conclude that in spite of the assumptions made, former spinning dust models (which are fast computationally) provide a sufficiently accurate rotational emissivity.

⁸ Conversely, the damping part is well described by a classical model when $J \gg 1$ (Ali-Haïmoud et al. 2009).

⁹ We note that a correction of the same order was found by Ali-Haïmoud et al. (2009) who used the Fokker-Planck equation to derive $n(J)$ instead of a Maxwell distribution.

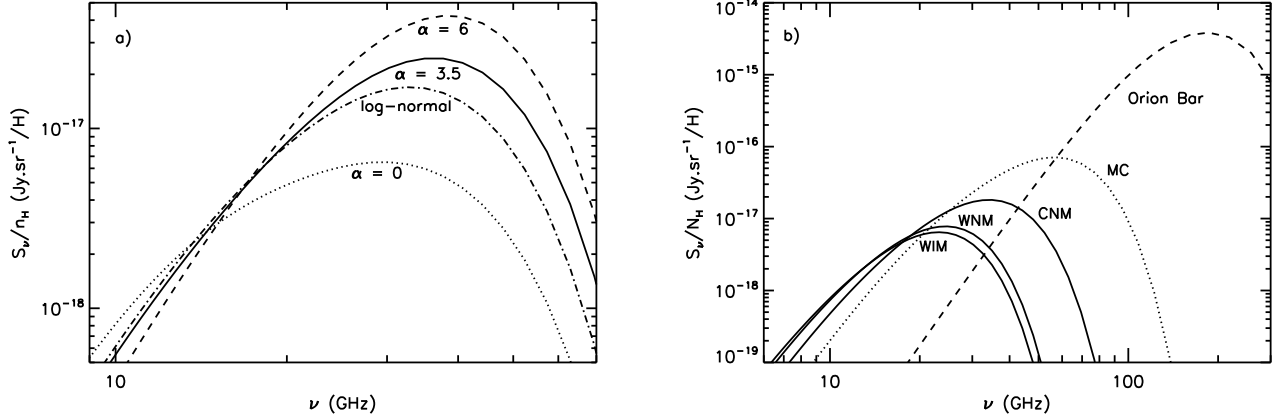


Fig. 10. The rotational emissivity of PAH cations for different size distributions and environments. We take 430 ppm of carbon in PAHs, $N_C = 24 - 216$ and assume $m = 0.4$ Debye. *Panel a):* effect of changing the fraction of large PAHs (decreasing with $\alpha = 0$ to 6). The case of a log-normal distribution centered around $N_C = 44$ and width 0.4 is also shown. *Panel b):* rotational emission spectrum in different environments with a power law size distribution and $\alpha = 3.5$.

5. Spinning dust emission

The power emitted by a PAH containing N_C carbon atoms in a rotational transition from state J to $J - 1$ is equal to:

$$P(J) = A_{J,J-1} \times 2BJ \quad (13)$$

taking the spontaneous emission rate $A_{J,J-1}$ from Eq. 10 and with the transition energy $h\nu = 2BJ$ ($\Delta K = 0$ for rotational transitions). With $B \propto N_C^{-2}$ and $\mu^2 \propto N_C$, we find that $P(J) \propto N_C^{-7}$: small PAHs will therefore have a dominant contribution to the rotational emission. For instance, the peak value of the rotational emissivity of a PAH with $N_C = 96$ is 10 times smaller than for a species with $N_C = 24$ (see also Ali-Haïmoud et al. 2009). With n_s the size distribution of PAHs (the number of PAHs of a given size a or N_C per proton) and the angular momentum distribution $n(N_C, J)$, we get:

$$S_\nu = \frac{N_H}{4\pi} \int_{N_{\min}}^{N_{\max}} A_{J \rightarrow J-1} n(N_C, J) \frac{2BJ}{2Bc} n_s(N_C) dN_C \quad (14)$$

Since we are interested in a broadband spectrum, we take the rotational bandwidth to be $2Bc$. As discussed before, we assume that $n(N_C, J)$ is well described by a Maxwell distribution. Given the relationship $J_0(N_C)$ (Fig. 7), and the size distribution, the emission of spinning PAHs can be calculated from Eq. 14. We note that it scales with $m^2 \times S_{PAH}$. We illustrate the relative importance of small species in Fig. 10a by changing the index of the power law size distribution, $n_s(a) \sim a^{-\alpha}$. Defining small PAHs by $N_C \leq 100$, they represent 50% (97%) of the total abundance for $\alpha = 0$ (6) respectively. As expected, the rotational emissivity for $\alpha = 6$ is highest. It is also blueshifted by 5 GHz and broadened by about the same amount with respect to the $\alpha = 0$ case. Fig. 10b shows the case of different interstellar environments and illustrate the influence of the gas-grain processes which become important in the CNM (while subdominant in the WIM/WNM).

We emphasize here that the level, peak position and width of the rotational emission spectrum depend on (a) the fraction of small PAHs ($N_C \leq 100$), (b) m the scaling factor for

the dipole moment, and (c) the physical parameters of the gas along the line of sight (temperature, density and ionization). Microwave observations alone cannot constrain all these unknowns. A quantitative description of the spinning dust emission will require near-IR data (to constrain the fraction of small PAHs) and radio maps (21 cm and continuum) to derive the physical state of the gas.

6. The case of the molecular cloud G159.6-18.5

We present here a comparison of our model results with observations of the anomalous microwave foreground and IR emission. We show how these data can be explained with a coherent description of the IR and rotational emission of PAHs, and also discuss how the size distribution of PAHs can be constrained. The COSMOSOMAS experiment has delivered maps of large sky fractions with an angular resolution of 1 degree in four frequency bands: 10.9, 12.7, 14.7 and 16.3 GHz. In this survey, Watson et al. (2005) studied the region G159.6-18.5 located in the Perseus molecular complex. Fig. 11 shows the spectrum of this region from 3 to 4000 GHz (COSMOSOMAS, WMAP and DIRBE data). From mid to far-IR, the Perseus molecular complex is dominated by a molecular ring (G159.6-18.5) surrounding an HII region. Unfortunately, the COSMOSOMAS resolution does not allow to separate these two phases. The molecular ring is centred on the star HD278942 (Andersson et al. 2000; Ridge et al. 2006). Its stellar wind is responsible for the HII region dug in the parent molecular cloud. To describe the emission spectrum of G159-18.5, we assume it includes a MC component for the ring and a WIM component for the HII region. We discuss below the physical parameters of both phases.

According to Ridge et al. (2006), HD278942 is a B0 V star: its radiation field is modelled by a blackbody with $T_{eff} \sim 30,000$ K, scaled to get $G_0 \sim 1.6$ at the radius of the ring (G_0 is obtained from IRAS data). The radius of the HII region is approximately 2.75 pc (Andersson et al. 2000) and implies a WIM

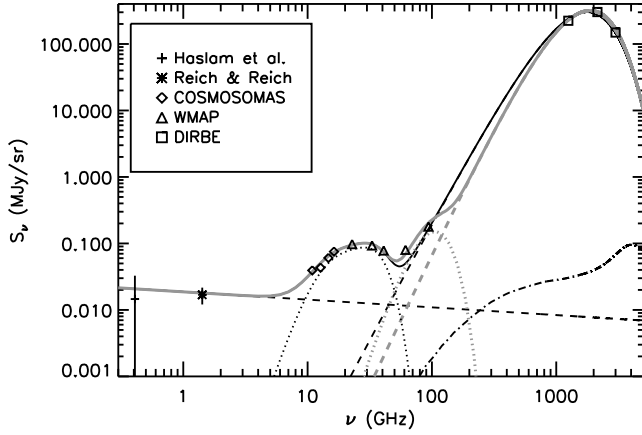


Fig. 11. Comparison to observations (symbols) of the Perseus molecular cloud G159.6-18.5 performed with COSMOSOMAS (Watson et al. 2005). The dashed lines show the free-free (low frequency) and big grains (high-frequency) emissions. The cloud total column density is taken to be $N_H = 1.3 \times 10^{22} \text{ cm}^{-2}$ with a PAH abundance $[C/H]_{PAH} = 2.4 \times 10^{-5}$ (see text). The PAH rovibrational emission is represented by the dot-dashed line. Dotted lines show the PAH rotational emission. The black model shows the fit when PAHs with $N_C < 50$ are not present in the molecular ring (model A), and the grey model presents the results when the smallest PAHs are included (model B). See text for details.

density $n_H \sim 1 \text{ cm}^{-3}$ (Ridge et al. 2006). We obtain the WIM temperature from CLOUDY: 7 500 K. Andersson et al. (2000) estimated the density and temperature of the gas in the molecular ring to be $n_H \sim 560 \text{ cm}^{-3}$ and $T = (20 \pm 10) \text{ K}$. For the WIM and MC phases, we derive the abundances of electrons, protons and C^+ , and the gas temperature with CLOUDY. We take the total column density (MC+WIM) to be $N_H = 1.3 \times 10^{22} \text{ cm}^{-2}$ (Watson et al. 2005). From 12 μm IRAS data and our PAH emission model, we estimate the total PAH abundance to represent $(240 \pm 40) \text{ ppm}$ of carbon.

Following Watson et al. (2005), we take the thermal dust emission to be a grey body at 19 K with an emissivity index $\beta = 1.55$. Our best fit parameters for the spinning PAH contribution (assuming a size distribution $n_s(a) \sim a^{-3.5}$) are then (model A): $N_C = 50 - 216$ and $N_H = 4.6 \times 10^{21} \text{ cm}^{-2}$ for the MC, $N_C = 24 - 216$ and $N_H = 8.1 \times 10^{21} \text{ cm}^{-2}$ for the WIM. In both media, we took $m = 0.6 \text{ D}$ (Eq. 4). We note that larger PAHs are required in the MC, possibly as a consequence of grain-grain coagulation. However, the results of Dupac et al. (2003) indicate that emission of dust around 20 K requires a higher emissivity index, close to 2. Adopting $\beta = 2$ and a dust temperature of 18 K (model B), we find an equally good fit of this region in the far-IR (Fig. 11). In this case, the flux around 100 GHz is not explained. We speculate here that it may be due to an additional and less abundant population of small PAHs in the MC component with: $N_C = 24 - 50$, $m = 0.1 \text{ D}$ and $N_H = 1.25 \times 10^{21} \text{ cm}^{-2}$ (for the larger PAHs in the MC phase, $N_H = 4.25 \times 10^{21} \text{ cm}^{-2}$). The corresponding spinning emission is shown in Fig. 11 (model B). The PAH size distribution would

thus be bimodal, as already suggested by Le Page et al. (2003). As can be seen in Fig. 11, both models provide a good fit to the data. Discriminant tests of such scenarios will be soon possible with the Planck polarized data: indeed, small grains or PAHs are expected to be poorly aligned (Lazarian & Draine (2000), Martin (2007)), whereas big grains are rather well aligned with a polarization fraction of 5 to 10%.

7. Summary

The Planck and Herschel data will soon reveal the emission of interstellar dust at long wavelength. Due to their small size, interstellar PAHs spend most of their time at low internal energy and can spin at frequencies of a few tens of GHz. The emission of PAHs is therefore expected to make a significant contribution at long wavelength. Recent observations have shown the existence of a 10-100 GHz emission component (the anomalous foreground), related to the smallest dust grains. As suggested by DL98, the anomalous foreground may trace the emission of spinning PAHs.

In this work, we have built the first model that describes coherently the emission of interstellar PAHs from the near-IR to the centimetric range, and focused on the long wavelength part of this emission. To do so, we have derived the internal energy of isolated PAHs down to low energies. We included low-frequency vibrational bands ($\lambda > 20 \mu\text{m}$), through which PAHs cool at intermediate to low energies and which are important for their rotational emission. In the cooling cascade that follows the absorption of a stellar photon by a PAH, we have treated rovibrational transitions in a quantum approach, and examined the possibility that the hypothesis of vibrational redistribution (IVR) is not always fulfilled. Purely quantum effects (recoil due to photon emission; transitions that do not change the angular momentum or Q -bands) are thus naturally included in our description of the rovibrational cascade. We have obtained the rotational emission of PAHs from a random walk formalism, including all processes participating to excitation and damping, namely, rovibrational and pure rotational transitions and gas-grain interactions.

We have shown that the rovibrational emission of PAHs above $\sim 3 \text{ mm}$ does not depend on the intensity of the radiation field (represented by G_0), unlike the mid-IR part of the spectrum which scales linearly with it. In the diffuse interstellar medium, PAHs may contribute up to 10% of the dust emission around 100 GHz. We also found the rotational emissivity of PAHs to be dominated by small species (bearing less than 100 C atoms), and to be little sensitive to G_0 over the range 0.1-100. Using plausible PAH properties, our model can explain both the IR and microwave emissions of a molecular cloud in the Perseus arm where the anomalous foreground is conspicuous. The level, peak position and width of the rotational emission spectrum depend on the fraction of small PAHs, the dipole moment distribution (m -factor) and the physical parameters of the gas phases present along the line of sight. A quantitative description of the emission of spinning PAHs will therefore involve observations at IR and radio wavelengths (21 cm and continuum). Comparing the rotational excitation rate obtained from our quantum treatment of the rovibrational cascade to for-

mer works, we showed that the classical approximation used so far has little effect on the rotational emissivity (the peak value varies by at most 15%). Similarly, departures from the IVR hypothesis lead to similar emissivity changes: we therefore conclude that a classical description of rovibrational transitions and the IVR hypothesis are good approximations to describe the rotational emission of PAHs.

Our results on the influence of the radiation field intensity lead to a specific prediction that can be tested observationally. If due to spinning PAHs, the anomalous microwave foreground is expected to be well correlated with the dust emission in the 12 μm -IRAS band, mostly carried by PAHs. In regions where G_0 varies significantly, this correlation should improve when the 12 μm flux is divided by G_0 . Indeed the IR emission of PAHs scales with G_0 whereas their rotational emission is independent of G_0 . This prediction is tested in a companion paper with WMAP and IRAS data (Ysard et al. 2009).

Acknowledgements. We thank an anonymous referee whose comments helped us to significantly improve the content of this paper. We gratefully acknowledge stimulating discussions with B. Draine, C. Joblin, E. Dartois, T. Pino and O. Pirali. We are grateful to M. Compiègne for his help in the dust SED modelling.

References

- Ali-Haïmoud, Y., Hirata, C. M., & Dickinson, C. 2009, MNRAS, 395, 1055
- Allamandola, L. J., Tielens, A. G. G. M., & Barker, J. R. 1985, ApJ, 290, L25
- Andersson, B.-G., Wannier, P. G., Moriarty-Schieven, G. H., & Bakker, E. J. 2000, AJ, 119, 1325
- Baer, T. & Hase, W. 1996, Unimolecular reaction dynamics : theory and experiments (Oxford university press)
- Bakes, E. L. O. & Tielens, A. G. G. M. 1994, ApJ, 427, 822
- Beyer, T. & Swinehart, D. 1973, Comm. of the ACM, 16
- Boulanger, F. 2000, in ESA SP-455: ISO Beyond Point Sources: Studies of Extended Infrared Emission, ed. R. J. Laureijs, K. Leech, & M. F. Kessler, 3–4
- Casassus, S., Cabrera, G. F., Förster, F., et al. 2006, ApJ, 639, 951
- Compiègne, M., Abergel, A., Verstraete, L., & Habart, E. 2008, A&A, 491, 797
- Davies, R. D., Dickinson, C., Banday, A. J., et al. 2006, MNRAS, 370, 1125
- de Oliveira-Costa, A., Tegmark, M., Finkbeiner, D. P., et al. 2002, ApJ, 567, 363
- Draine, B. T. & Lazarian, A. 1998, ApJ, 508, 157
- Draine, B. T. & Li, A. 2001, ApJ, 551, 807
- Draine, B. T. & Li, A. 2006, ArXiv Astrophysics e-prints
- Dupac, X., Bernard, J.-P., Boudet, N., et al. 2003, A&A, 404, L11
- Ferland, G. J., Korista, K. T., Verner, D. A., et al. 1998, PASP, 110, 761
- Flagey, N., Boulanger, F., Verstraete, L., et al. 2006, A&A, 453, 969
- Habart, E., Verstraete, L., Boulanger, F., et al. 2001, A&A, 373, 702
- Herzberg, G. 1968ab, Diatomic Molecules (a), IR and Raman Spectra of Polyatomic Molecules (b) (Van Nostrand)
- Joblin, C., Boissel, P., Leger, A., D'Hendecourt, L., & Defourneau, D. 1995, A&A, 299, 835
- Joblin, C., Leger, A., & Martin, P. 1992, ApJ, 393, L79
- Joblin, C. & Mulas, G. 2008, in School on dust, Les Houches, ed. F. Boulanger, EAS Publication Series
- Jura, M. 1975, ApJ, 197, 575
- Kim, H.-S. & Saykally, R. J. 2002, ApJS, 143, 455
- Kim, S.-H., Martin, P. G., & Hendry, P. D. 1994, ApJ, 422, 164
- Lagache, G. 2003, A&A, 405, 813
- Lazarian, A. & Draine, B. T. 1999, ApJ, 516, L37
- Lazarian, A. & Draine, B. T. 2000, ApJ, 536, L15
- Le Page, V., Snow, T. P., & Bierbaum, V. M. 2003, ApJ, 584, 316
- Léger, A., D'Hendecourt, L., & Defourneau, D. 1989, A&A, 216, 148
- Léger, A. & Puget, J. L. 1984, A&A, 137, L5
- Leitch, E. M., Readhead, A. C. S., Pearson, T. J., & Myers, S. T. 1997, ApJ, 486, L23+
- Lovas, F. J., McMahon, R. J., Grabow, J.-U., et al. 2005, J. Am. Chem. Soc., 127, 4345
- Mallocci, G., Joblin, C., & Mulas, G. 2007, Chemical Physics, 332, 353
- Martin, P. G. 2007, in EAS Publications Series, Vol. 23, EAS Publications Series, 165–188
- Mathis, J. S., Mezger, P. G., & Panagia, N. 1983, A&A, 128, 212
- Mathis, J. S., Ruml, W., & Nordsieck, K. H. 1977, ApJ, 217, 425
- Miville-Deschênes, M.-A., Ysard, N., Lavabre, A., et al. 2008, A&A, 490, 1093
- Moutou, C., Verstraete, L., Léger, A., Sellgren, K., & Schmidt, W. 2000, A&A, 354, L17
- Mulas, G. 1998, A&A, 338, 243
- Mulas, G., Mallocci, G., Joblin, C., & Toubanc, D. 2006, A&A, 460, 93
- Omont, A. 1986, A&A, 164, 159
- Pech, C., Joblin, C., & Boissel, P. 2002, A&A, 388, 639
- Peeters, E., Allamandola, L. J., Bauschlicher, Jr., C. W., et al. 2004a, ApJ, 604, 252
- Peeters, E., Hony, S., Van Kerckhoven, C., et al. 2002, A&A, 390, 1089
- Peeters, E., Mattioda, A. L., Hudgins, D. M., & Allamandola, L. J. 2004b, ApJ, 617, L65
- Rapacioli, M., Joblin, C., & Boissel, P. 2005, A&A, 429, 193
- Ridge, N. A., Schnee, S. L., Goodman, A. A., & Foster, J. B. 2006, ApJ, 643, 932
- Roche, P. F., Lucas, P. W., & Geballe, T. R. 1996, MNRAS, 281, L25
- Rouan, D., Leger, A., & Le Coupanec, P. 1997, A&A, 324, 661
- Rouan, D., Leger, A., Omont, A., & Giard, M. 1992, A&A, 253, 498
- Schutte, W. A., Tielens, A. G. G. M., & Allamandola, L. J. 1993, ApJ, 415, 397
- Smith, J. D. T., Dale, D. A., Armus, L., et al. 2004, ApJS, 154, 199
- Smith, J. D. T., Draine, B. T., Dale, D. A., et al. 2007, ApJ, 656, 770
- Socrates, G. 2001, IR and Raman characteristic group frequencies : Tables and charts (John Wiley & Sons)
- Townes, C. & Schawlow, A. 1975, Microwave Spectroscopy (Dover Publications)
- Tripathi, A.K. and Sahasrabudhe, A., Mitra, R., Mukhopadhyay, R., Gupta, N., & Kartha, V. 2001, Phys. Chem. Chem. Phys., 3, 449
- Verstraete, L. & Léger, A. 1992, A&A, 266, 513
- Verstraete, L., Pech, C., Moutou, C., et al. 2001, A&A, 372, 981
- Watson, R. A., Rebolo, R., Rubiño-Martín, J. A., et al. 2005, ApJ, 624, L89
- Werner, M. W., Uchida, K. I., Sellgren, K., et al. 2004, ApJS, 154, 309
- Ysard, N., Miville-Deschenes, M.-A., & Verstraete, L. 2009, ArXiv e-prints

Appendix A: Mid-IR absorption cross-section

In Tab. A.1 we give the parameters defining the mid-IR vibrational bands considered in this work. In all cases we assume their profile to have a Drude shape. The bands at 3.3, 6.2, 7.7, 8.6, 11.3 and 12.7 μm

Table A.1. Mid-IR bands of interstellar PAHs adopted in this work for cations and neutrals. The last column indicates the in-plane (ip) or out-of-plane (op) character of the bands (see Sect. 2.2).

λ_i (μm)	ν_i (cm^{-1})	$\Delta\nu_i$ (cm^{-1})	σ_i/N_H (10^{-20}cm^2) cations	σ_i/N_H (10^{-20}cm^2) neutrals	Type
3.3	3040	39	2.44	10.8	ip
5.2	1905	23	0.58	0.58	op
5.7	1754	60	0.49	0.49	op
8.3	1205	63	1.74	1.74	ip
8.6	1162	47	5.34	0.51	ip
11.3	890	18	17.3	18.3	op
12.0	830	30	3.17	3.17	op
12.7	785	16	5.06	4.06	op

λ_i (μm)	ν_i (cm^{-1})	$\Delta\nu_i$ (cm^{-1})	σ_i/N_C (10^{-20}cm^2) cations	σ_i/N_C (10^{-20}cm^2) neutrals	Type
6.2	1609	44	2.48	0.52	ip
6.9	1450	300	0.40	0.40	ip
7.5	1328	70	2.70	0.12	ip
7.6	1315	25	1.38	0.06	ip
7.8	1275	70	2.70	0.12	ip
16.4	609	6	1.83	1.83	ip
17.1	585	17	2.48	2.48	ip

are defined as follows. For the PAH cations, we start from the integrated cross-sections, $\sigma\Delta\nu$, of Pech et al. (2002) that have been derived from laboratory data. The corresponding band profiles, however, do not provide a detailed match of observations. We therefore use band positions and widths as deduced from fits of ISO-SWS spectra of a number of interstellar regions (Verstraete et al. 2001). As indicated by these observations and others (Peeters et al. 2002), we include a broad band at $6.9 \mu\text{m}$ and split the $7.7 \mu\text{m}$ into three sub-bands at 7.5 , 7.6 and $7.8 \mu\text{m}$, where we use the observed $\sigma\Delta\nu$ of each sub-band as weights in defining their integrated cross-sections. In addition, we introduce a band at $8.3 \mu\text{m}$ to fill the gap between the 7.8 and $8.6 \mu\text{m}$ bands, and multiply the $8.6 \mu\text{m}$ band by a factor 3 in order to match observations. For neutral PAHs, we use the laboratory integrated cross-section of Joblin et al. (1995), and assume the same band profiles as for the cations. Furthermore, spectroscopic data (ISO-SWS, Spitzer-IRS and UKIRT) reveal the presence of other bands at 5.25 and $5.75 \mu\text{m}$, which have been ascribed to combinations of PAH vibrational modes involving the $11.3 \mu\text{m}$ band and IR-forbidden modes at 9.8 and $11.7 \mu\text{m}$ respectively (Roche et al. 1996; Tripathi et al. 2001). For the $5.25 \mu\text{m}$, we use the width and intensity ratio to the $11.3 \mu\text{m}$ band given in Roche et al. (1996). The $5.75 \mu\text{m}$ band has been derived from the observed spectrum of the Orion Bar (Verstraete et al. 2001). We also added the $17.1 \mu\text{m}$ band recently seen in Spitzer data (Smith et al. 2004; Werner et al. 2004) and which has been recognized as arising from PAHs (Peeters et al. 2004b; Smith et al. 2007).

Appendix B: Vibrational modes and density of states of interstellar PAHs

B.1. Vibrational modes

Symmetric top (D_{6h} symmetry) type PAHs, with N_C carbon atoms and $N_H = \sqrt{6N_C}$ hydrogen atoms, have $3(N_C + N_H - 2)$ vibrational modes which can be divided into the following types: ($N_C - 2$) out-of-

plane (op) CC modes, $2(N_C - 2)$ in-plane (ip) CC modes, N_H out-of-plane CH bending modes, N_H in-plane CH bending modes and N_H CH stretching (st) modes. Following Draine & Li (2001), we approximate the mode spectrum of each type of vibration with a two-dimensional Debye model of maximum energy $k\Theta$, where Θ is the Debye temperature. We derive the mode spectra from the following expressions:

- for the CC modes:

$$\hbar\omega_i = k\Theta_t \sqrt{\frac{i - \delta_i^t}{N_t}} \quad \text{for } i = 1, N_t \quad (\text{B.1})$$

where $t = op, ip$ is the type of mode and N_t is the number of CC modes of a given type with $\Theta_{op} = 876 \text{ K}$ and $\Theta_{ip} = 2318 \text{ K}$ with:

$$\begin{aligned} \delta_i^{op} &= 3/2 \text{ for } i = 2, 3 & \text{and } \delta_i^{ip} &= 1 \text{ for } i = 2, 3 \\ &= 3/4 \text{ otherwise} & &= 1/2 \text{ otherwise} \end{aligned} \quad (\text{B.2})$$

- for the CH modes:

$$\hbar\omega_i = k\Theta_t \sqrt{\frac{3i}{2N_t}} \quad \text{for } i = 1, N_t \quad (\text{B.3})$$

where $t = op, ip, st$ and N_t is the number of CH modes of a given type with $\Theta_{op} = 1281 \text{ K}$, $\Theta_{ip} = 1672 \text{ K}$ and $\Theta_{st} = 4375 \text{ K}$.

To this mode spectrum, we add the mode at lowest energy as described in Sect. 2.1. Fig. B.1 shows that our Debye mode spectra is in good agreement with that derived from the Mallocci et al. (2007) database.

B.2. Density of states and degeneracies

We estimate the PAH density of harmonic vibrational states from direct counts, a mode-to-mode convolution method proposed by Beyer & Swinehart (1973). We start from the rotational density of states, classically given by: $\rho_{rot}(E) = \sqrt{8E/B^{3/2}}$ with E and B in cm^{-1} and for a symmetric top (Baer & Hase 1996). We then obtain the rovibrational density of states $\rho(E)$ with the convolution method. The molecule's zero point energy has been chosen as the zero of the energy scale, and the calculation was made for bins with finite width of 1 cm^{-1} . To calculate the internal energy distribution of PAHs $P(E)$, we grouped this very large number of points into broader energy bins $[E_i^{min}, E_i^{max}]$ with $i = 1$ to 500. Each energy bin i thus contains many states and its degeneracy, g_i , is estimated as follows (with $g_1 = 1$):

$$g_i = \int_{E_i^{min}}^{E_i^{max}} \rho(E) dE \quad (i > 1) \quad (\text{B.4})$$

Appendix C: Lines intensities in the rotational bands

In the case of symmetric top molecules, we give below the Hönl-London factors for the angular part of rovibrational transition rates, as well as the corresponding transition energies (Herzberg 1968ab). The frequency of the vibrational mode i is noted ν_{i0} .

- for $\Delta J = 0, \pm 1$ and $\Delta K = 0$ (parallel transitions or out of plane transitions):

$$\begin{aligned} A_{KJ^+} &= \frac{2((J+1)^2 - K^2)}{(J+1)(2J+1)^2} & \text{and } \nu_i^+ &= \nu_{i0} - 2B(J+1) \\ A_{KJ^-} &= \frac{2(J^2 - K^2)}{J(2J+1)^2} & \text{and } \nu_i^- &= \nu_{i0} + 2BJ \\ A_{KJ^0} &= \frac{2K^2}{J(J+1)(2J+1)} & \text{and } \nu_i^0 &= \nu_{i0} \end{aligned} \quad (\text{C.1})$$

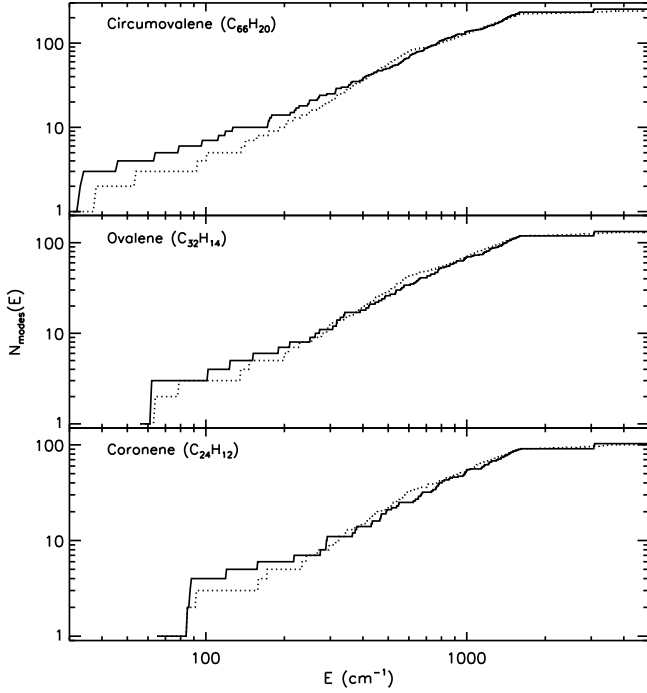


Fig. B.1. Cumulative distribution of vibrational modes for coronene ($C_{24}H_{12}$), ovalene ($C_{32}H_{14}$) and circumovalene ($C_{66}H_{20}$), from the Mallocci et al. (2007) database (solid lines) and with our Debye model (dotted lines).

- for $\Delta J = 0, \pm 1$ and $\Delta K = \pm 1$ (perpendicular or in plane transitions):

$$\begin{cases} A_{KJ^+} = \frac{(J+2 \pm K)(J+1 \pm K)}{2(J+1)(2J+1)^2} \\ \nu_i^+ = \nu_{i0} - 2B(J+1) + (B-C)(1 \pm 2K) \end{cases}$$

$$\begin{cases} A_{KJ^-} = \frac{(J-1 \mp K)(J \mp K)}{2J(2J+1)^2} \\ \nu_i^- = \nu_{i0} + 2BJ + (B-C)(1 \pm 2K) \end{cases}$$

$$\begin{cases} A_{KJ^0} = \frac{(J+1 \pm K)(J \mp K)}{2J(J+1)(2J+1)} \\ \nu_i^0 = \nu_{i0} + (B-C)(1 \pm 2K) \end{cases}$$

Appendix D: Rate of angular momentum change for gas-grain interactions

We describe below the gas-grain interactions considered in our model of PAH rotation and the rate of change of J they induce, $(\tau^{-1}\Delta J)$.

D.1. Collisions with gas atoms and plasma drag

For the collisions with gas neutrals and ions, as well as the plasma drag, we apply the results of DL98 to planar PAHs. In the case where $J \gg 1$, we use the correspondence principle to write $\hbar J = I_c \omega$ and obtain the following rates:

$$(\tau^{-1}\Delta J) = -4.1 \times 10^{-10} \sqrt{\frac{T}{100 \text{ K}}} \left(\frac{n_H}{100 \text{ cm}^{-3}} \right) \times J \times F \quad (\text{D.1})$$

for the damping contribution and

$$(\tau^{-1}\Delta J) = 3.1 \times 10^{-5} \left(\frac{T}{100 \text{ K}} \right)^{\frac{3}{2}} \left(\frac{n_H}{100 \text{ cm}^{-3}} \right) \left(\frac{N_C}{50} \right)^2 \times \frac{1}{J} \times G \quad (\text{D.2})$$

for the exciting contribution, where F and G are normalized rates defined in the Appendix B of DL98. We use the formalism of Bakes & Tielens (1994) to estimate the average charge of PAHs of a given size.

D.2. Rocket effect

Ejection of H or H_2 from the edges of PAHs may yield a significant rotational excitation if it occurs asymmetrically, thus generating a systematic torque by the rocket effect (Rouan et al. 1992). We note below E_{ej} the kinetic energy of the ejected fragment. In the case of H_2 , this will happen if this molecule forms on preferential sites by chemisorption, and if the distribution of these sites on the PAH is asymmetric as a result of dehydrogenation. We calculate the change of J assuming that H_2 molecules are ejected from the edge of the PAH with a cosine law:

$$(\tau^{-1}\Delta J)_{H_2} = 3.4 \times 10^{-8} \left(\frac{N_C}{50} \right)^{3/2} \left(\frac{n_H}{100 \text{ cm}^{-3}} \right) \times \sqrt{\frac{T}{100 \text{ K}}} \sqrt{\frac{E_{ej}}{1.5 \text{ eV}}} (1 - f_H) \text{ s}^{-1} \quad (\text{D.3})$$

The above numerical values are based on the following assumptions: (i) all molecular hydrogen is formed on PAHs with $[C/H]_{PAH} = 4 \times 10^{-5}$, a H_2 formation rate $R_f = 3 \times 10^{-17} (T/70\text{K})^{1/2} \text{ cm}^3 \text{ s}^{-1}$ (Jura 1975) and $E_{ej} = 1.5 \text{ eV}$; (ii) the distribution of formation sites has an asymmetry of 1 site and we assume that the site in excess is always at the same location on the molecule; (iii) we neglect the influence of cross-over events that may reduce the angular momentum (Lazarian & Draine 1999). With all these assumptions, the spin rate due to H_2 formation estimated here is an upper limit. This rate remains however small compared to the other gas-grains processes.

D.3. Photoelectric effect

Stellar UV photons can pull out electrons from grains. These photoelectrons carry away a significant kinetic energy ($\sim 1 \text{ eV}$) that heats the interstellar gas and impulses grain rotation. If we assume that the photoelectrons leave the grain surface with a cosine law distribution, we have:

$$(\tau^{-1}\Delta J)_{pe} = \tau_{pe}^{-1} \times 0.15 \sqrt{\frac{N_C}{50}} \sqrt{\frac{E_{e-}}{1 \text{ eV}}} \text{ s}^{-1} \quad (\text{D.4})$$

where τ_{pe}^{-1} is the rate of photoelectrons ejections calculated with the formalism of Bakes & Tielens (1994) ($\tau_{pe}^{-1} = 1.6 \times 10^{-8} \text{ s}^{-1}$ for $N_C = 50$ in the DIM).

Appendix E: Rotational temperature

A rotational temperature T_J can be defined from the Maxwell distribution of angular momentum, $n(J) = n_0 \exp(-J^2/J_0^2)$, namely:

$$T_J(\text{K}) = \frac{BJ_0^2}{k_B} = 10 \times N_C^{-2} J_0^2 \quad (\text{E.1})$$

Fig. E.1 shows this temperature as a function of PAH size for several interstellar environments. We see that T_J is subthermal in the case of the DIM, and suprathermal for MCs and the Orion Bar. These results are in good agreement with Rouan et al. (1997). The rotational

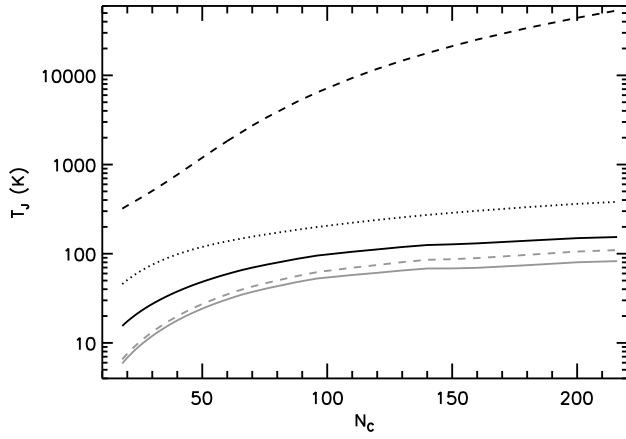


Fig. E.1. Rotational temperature for PAH cations as a function of their size for several interstellar environments: CNM (black line), WNM (gray dashed line), WIM (gray line), MC (black dotted line) and the Orion Bar (black dashed line).

temperature is a relevant parameter in the study of the width of PAH vibrational or electronic transitions. The latter have been proposed as the origin of some unidentified diffuse interstellar bands (DIBs).