

The destruction and survival of dust in the shell around SN 2008S

R. Wesson¹, M. J. Barlow¹, B. Ercolano^{1,2}, J. E. Andrews³, Geoffrey C. Clayton³,
J. Fabbri¹, Joseph S. Gallagher³, M. Meixner⁴, B. E. K. Sugerman⁵, D. L. Welch⁶

¹*Department of Physics and Astronomy, University College London, Gower Street, London WC1E 6BT, UK*

²*Institute of Astronomy, University of Cambridge, Madingley Road, Cambridge CB3 0HA, UK*

³*Department of Physics and Astronomy, Louisiana State University, Baton Rouge, LA 70803*

⁴*Space Telescope Science Institute, 3700 San Martin Drive, Baltimore, MD 21218*

⁵*Department of Physics, Goucher College, 1021 Dulaney Valley Road, Baltimore, MD 21204*

⁶*Department of Physics & Astronomy, McMaster University, Hamilton, Ontario L8S 4M1, Canada*

Received: 1st July 2009

ABSTRACT

SN 2008S erupted in early 2008 in the grand design spiral galaxy NGC 6946. The progenitor was detected by Prieto et al. in *Spitzer Space Telescope* images taken over the four years prior to the explosion, but was not detected in deep optical images, from which they inferred a self-obscured object with a mass of about $10M_{\odot}$. We obtained *Spitzer* observations of SN 2008S five days after its discovery, as well as coordinated Gemini and *Spitzer* optical and infrared observations six months after its outburst.

We have constructed radiative transfer dust models for the object before and after the outburst, using the same r^{-2} density distribution of pre-existing amorphous carbon grains for all epochs and taking light-travel time effects into account for the early post-outburst epoch. We rule out silicate grains as a significant component of the dust around SN 2008S. The inner radius of the dust shell moved outwards from its pre-outburst value of 85 AU to a post-outburst value of 1250 AU, attributable to grain vaporisation by the light flash from SN 2008S. Although this caused the circumstellar extinction to decrease from $A_V = 15$ before the outburst to 0.8 after the outburst, we estimate that less than 2% of the overall circumstellar dust mass was destroyed.

The total mass-loss rate from the progenitor star is estimated to have been $0.5\text{--}1.0 \times 10^{-4} M_{\odot} \text{ yr}^{-1}$. The derived dust mass-loss rate of $5 \times 10^{-7} M_{\odot} \text{ yr}^{-1}$ implies a total dust injection into the ISM of up to $0.01 M_{\odot}$ over the suggested duration of the self-obscured phase. If objects like this are common, as has recently been proposed, they could be significant contributors to the dust observed in distant galaxies.

Key words: Supernovae: individual: SN 2008S; circumstellar matter

1 INTRODUCTION

The unusual transient SN 2008S was discovered on 1.8 February 2008 (Arbour 2008) in the spiral galaxy NGC 6496, the ninth supernova to be discovered in that galaxy in the last hundred years. Subsequently it was found by Botticella et al. (2009) to be present on an image taken on 24 January 2008, but not on an image taken on 16 January 2008, allowing them to constrain the epoch of the explosion to (20 ± 4) January 2008.

Prieto et al. (2008) reported that serendipitous pre-outburst deep optical observations of the supernova field did not reveal any source at its position down to 26th magnitude (Welch, Clayton & Sugerman 2008 provided further predisccovery deep optical photometric upper limits) and that archival *Spitzer Space Telescope* IRAC images revealed a bright mid-infrared source whose brightness had not varied significantly over the four years preced-

ing the outburst. The progenitor of SN 2008S thus appeared to be enshrouded in a cloud of its own dust. From a 440 K blackbody fit to the IR fluxes, they estimated a pre-explosion luminosity of $3.5 \times 10^4 L_{\odot}$ and a modest mass of $\sim 10 M_{\odot}$ for the progenitor star, close to the poorly defined boundary between AGB and supergiant stars. They suggested that SN 2008S was an electron capture SN event by such a star. Wesson et al. (2008) reported IRAC and MIPS *Spitzer* observations of SN 2008S that were serendipitously obtained only 5 days after its discovery, fitting the photometry with a 500 K modified blackbody with a luminosity of $2.1 \times 10^6 L_{\odot}$. Although faint for a supernova, the amplitude and luminosity of the outburst of SN 2008S did not obviously correspond to any other class of object. Smith et al. (2009) presented optical photometry and spectroscopy of SN 2008S up to 280 days after outburst and argued that it was a ‘supernova imposter’ originating from a super-Eddington outburst of a $20 M_{\odot}$ star. Botticella et al. (2009) have

presented a very large optical and infrared set of observations of SN 2008S up to day 304, arguing that its late-time decline rate was consistent with the decay of a relatively small quantity of ^{56}Co produced by an electron capture supernova event in a super-AGB star of initial mass 6–8 M_{\odot} . As noted by Thompson et al. (2008), Smith et al. (2009) and Botticella et al. (2009), if a supernova event has not occurred, a relatively luminous star should be detectable once the 2008 outburst has faded sufficiently.

The discovery that SN 2008S had a dust-enshrouded progenitor led Thompson et al. (2008) to propose that it and two other recently discovered extragalactic transient sources were members of a new class of transient, formed when stars located near the upper mass limit for AGB evolution go through a self-obscured phase shortly before exploding as electron capture SNe. Depending on the amount of dust produced in this phase, and the proportion of stars for which the phase occurs, objects such as SN 2008S could potentially contribute to the substantial amounts of dust observed in young high-redshift galaxies (e.g. Bertoldi et al. 2003), given that dust production by relatively massive stars ($\gtrsim 5 M_{\odot}$) appears to be required in order to match the short timescales over which dust is inferred to have formed in the early Universe (Morgan & Edmunds 2003; Dwek, Galliano & Jones 2009).

We present here the mid-infrared observations of SN 2008S that we obtained five days after its discovery, along with the further optical and infrared observations that we obtained in July 2008. We use these data to develop a self-consistent model for the evolution of the dust shell around SN 2008S over three epochs, one pre-outburst and two post-outburst.

2 OBSERVATIONS

NGC 6946 was observed by *Spitzer* for the SINGS legacy survey, and also by programs monitoring the recent Type-II supernovae SN 2002hh and SN 2004et. The field containing the progenitor of SN 2008S was observed eight times in the four years preceding its eruption. Prieto et al. (2008) reported the detection of the progenitor at 4.5, 5.8 and 8.0 μm .

While monitoring SN 2002hh, we serendipitously obtained observations of SN 2008S with IRAC and MIPS on 6.80 and 7.53 February 2008 respectively (Wesson et al. 2008). We subsequently reobserved the field with *Spitzer* in July 2008. The object was observed in all four IRAC bands on 18 July, and with MIPS at 24 μm on 29 July. We measured fluxes from these images by fitting a synthetic psf to the observed profile, using the *daophot* package in IRAF. For the MIPS 24- μm data, we carried out psf fitting on difference images that were produced by subtracting pre-outburst images from each of the two post-outburst images. We obtained an IRS spectrum of SN 2008S on 8 July 2008. It shows a featureless spectrum, lacking obvious spectral lines or dust features. While of lower signal to noise, its continuum level is consistent with the mid-IR photometry obtained during the same month.

We also observed SN 2008S with the 8.1m Gemini North Telescope in Hawaii during July 2008. We obtained 11.2- μm photometry with Michelle on 7 July and optical photometry and spectra with GMOS on 14 July. For the Michelle observations, the total on-source exposure time was 2400s, and the data were flux-calibrated using observations of the standard stars HD192781 and HD198149.

GMOS images of SN 2008S were taken in the g' , r' and i' filters, with an exposure time in each filter of 93 s. Johnson magnitudes of $V = 21.25 \pm 0.05$, $R = 20.14 \pm 0.04$ and $I = 19.27 \pm 0.05$

were derived from the GMOS filter observations using the procedure described by Welch et al. (2007).

GMOS spectra were taken using the B600 grating, giving a spectral resolution of 1.8 \AA over a wavelength range of 4490–7356 \AA . We obtained three spectra, dithering the central wavelength by 5 nm between exposures to avoid gaps in the spectral coverage caused by gaps in the GMOS detectors. The total exposure time was 3600s, and the spectrum was flux-calibrated using observations of the standard star BD+28 4211 (Massey et al. 1988). The shape of the spectrum was in good agreement with the optical photometry, but since all spectroscopic observations were taken with a narrow slit, only relative flux calibration was possible, so we scaled our spectrum up to match the optical photometry. Galactic foreground reddening in the direction of NGC 6946 is estimated to be $E(B-V) = 0.34$ (Schlegel et al. 1998), and so we dereddened our optical photometry and spectrophotometry using this value.

Our July 2008 observations took place over a relatively narrow time interval, 169 days (Michelle), 176 days (GMOS), 180 days (IRAC) and 191 days (MIPS) after the outburst of SN 2008S, taken to be on 20 January (Botticella et al. 2009). We combined our optical and mid-IR observations from February and July 2008 with the day 16/17 BVR photometry of Smith et al. (2009) and the day 174 JHK photometry of Botticella et al. (2009).

We present our measured fluxes from February 2008 and July 2008 in Table 1. Figure 1 shows *Spitzer* pre-outburst and post-outburst images of SN 2008S at five wavelengths from 3.6 to 24 μm .

3 MODELLING THE SPECTRAL ENERGY DISTRIBUTIONS

3.1 The Progenitor of SN 2008S

Prieto et al (2008) fitted a black body curve to the mid-infrared spectral energy distribution (SED) of the progenitor, and found that it was fairly well fitted by a 440 K black body, giving an emitting radius of 150 AU and a luminosity of $3.5 \times 10^4 L_{\odot}$ for their adopted distance of 5.6 Mpc. In common with our studies of SN 2002hh (Barlow et al. 2005; Welch et al. 2007), we adopt a distance to NGC 6946 of 5.9 Mpc (Karachentsev et al. (2000), which if all other parameters were unchanged would yield luminosities that are 11% higher than obtained by Prieto et al. and 7% higher than obtained by Botticella et al. (2009). For SED fitting, it may be more realistic to assume a dust emissivity proportional to $\lambda^{-\alpha}$ in the mid-infrared, with α typically between 1 and 2. For an $\alpha = 1$ emissivity law, the progenitor's fluxes of Prieto et al. can be well fitted by a modified black body with a temperature of 380 K and a luminosity of $3.2 \times 10^4 L_{\odot}$ (Table 2).

We used this luminosity as a starting point from which to construct increasingly detailed models of the dust shell surrounding SN 2008S, experimenting with both amorphous carbon and silicate grains, as well as mixtures of the two. We constructed models of SN 2008S and its circumstellar dust using the three-dimensional radiative transfer code MOCASSIN (Ercolano et al. 2003, 2005, 2008). We began with the simplest case of a homogeneous constant density shell, obtaining a match to the observed mid-IR fluxes by varying the inner and outer radii, R_{in} and R_{out} , and the dust mass. We assumed that the central source had a luminosity of $3 \times 10^4 L_{\odot}$ and a temperature of 10000 K. The high visual optical depth of the dust shell being considered means that the resulting SED is insensitive to the choice of central star temperature. For the amor-

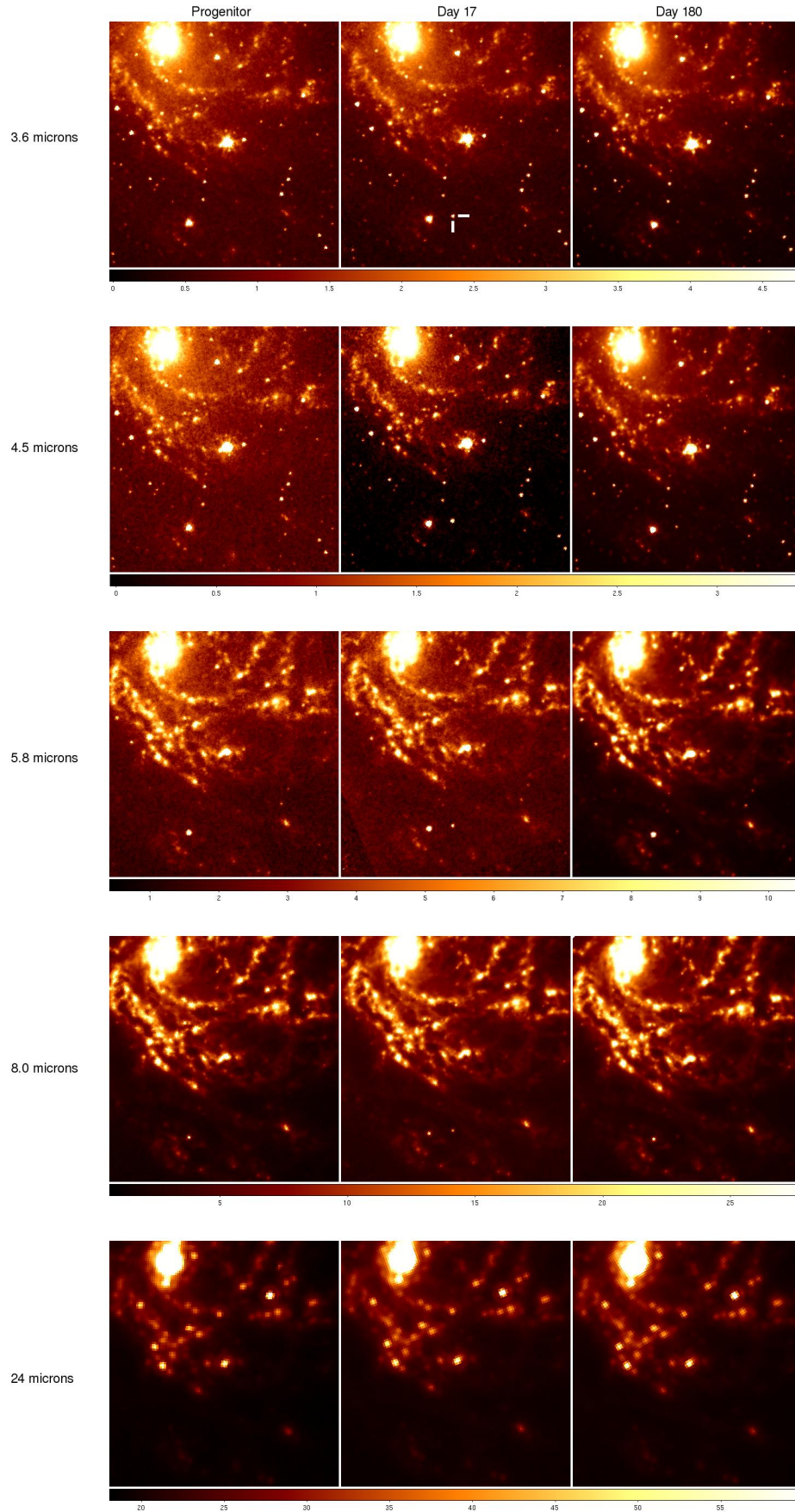


Figure 1. *Spitzer* images of the field around SN 2008S in the four IRAC bands and in the MIPS 24- μ m band, (a) before the eruption (left), (b) 17 days after the eruption (centre), and (c) \sim 180 days after the eruption, in July 2008 (right). The location of SN 2008S is indicated on the centre-top image.

Table 1. Photometric measurements of SN 2008S before, 17 days after, and six months after the explosion

Instrument	Wavelength (μm)	Flux (mJy)		
		Progenitor ¹	Day 17	July 2008 ²
GMOS	0.55	-	-	0.012 \pm 0.01
	0.70	-	-	0.026 \pm 0.01
	0.90	-	-	0.052 \pm 0.02
IRAC	3.6	<0.0054	1.7 \pm 0.3	0.26 \pm 0.09
	4.5	0.022 \pm 0.004	2.0 \pm 0.3	0.42 \pm 0.12
	5.8	0.049 \pm 0.012	2.7 \pm 0.4	0.45 \pm 0.13
	8.0	0.066 \pm 0.013	4.0 \pm 0.4	0.83 \pm 0.18
Michelle	11.2	-	-	1.0 \pm 0.5
MIPS	24.0	<0.096	0.85 \pm 0.25	0.56 \pm 0.20

¹From Prieto et al. (2008). ²See Section 2 for dates of July 2008 observations.

Table 2. Blackbody fits to the observed SN 2008S SEDs (corrected for a foreground Galactic extinction of $A_V = 1.05$), at different epochs. Optical points were fitted by normal blackbodies, while mid-IR points were fitted by blackbodies modified by dust emissivities proportional to λ^{-1} . A distance to SN 2008S of 5.9 Mpc was adopted.

Epoch	Optical			Infrared		Total
	T (K)	R (R_\odot)	L (L_\odot)	T (K)	L (L_\odot)	L (L_\odot)
Progenitor	-	-	-	440 (unmodified)	3.6 $\times 10^4$	3.6 $\times 10^4$
	-	-	-	380	3.2 $\times 10^4$	3.2 $\times 10^4$
Day 17	6000	3360	12.9 $\times 10^6$	550	2.2 $\times 10^6$	1.5 $\times 10^7$
Day 180 ¹	4000	1900	8.2 $\times 10^5$	450	3.6 $\times 10^5$	1.2 $\times 10^6$

¹July 2008; see Section 2 for dates of observations.

phous carbon models, we used the grain optical constants of Hanner (1988), with particle sizes following a standard MRN distribution (Mathis, Rumpl & Nordsieck 1977) with $a_{\min}=0.005\mu\text{m}$ and $a_{\max}=0.25\mu\text{m}$; the best match to the observations was obtained with $R_{\text{in}} = 75$ AU and $R_{\text{out}} = 425$ AU, and a dust mass of $2\times 10^{-5} M_\odot$. These inner and outer radii are similar to those estimated by Botticella et al. (2009) for the progenitor's dust shell.

We then constructed models in which the dust density in the shell was inversely proportional to the square of the radius. This would be expected if the dust was forming continuously in an outflow from the star. We varied the inner and outer radii, and the total dust mass in the shell, to obtain a good fit. We found that a standard MRN dust size distribution with grain sizes between 0.005 and 0.25 μm could not reproduce the steepness of the observed SED between 3.6 and 4.5 μm . Prieto et al. (2008) suggested that the shape of the SED required the presence of large dust grains, and we found an improved fit by using an MRN distribution with grain sizes between 0.1 and 0.5 μm .

The match to our observations is quite sensitive to the adopted inner radius, which is found to be 85 AU. Unfortunately, the constraints on the outer radius of the dust shell are weak, as this only significantly affects the SED at wavelengths of $\sim 10\mu\text{m}$ and longer. We therefore considered two alternative physically plausible models. In the first case, we considered a dust shell with an outer radius 5 times the inner radius. For an expansion velocity of $\geq 70 \text{ km s}^{-1}$ (consistent with the late-time [Ca II] line widths; see Section 3.4), such an outer radius would correspond to an age of less than 30 years.

Thompson et al. (2008) estimated that the dust-enshrouded phase for a star similar to the progenitor of SN 2008S could last up to ten thousand years. We therefore constructed alternative models of the dust shell with the same inner radius but with outer radii of 20,000 AU and 100,000 AU, corresponding respectively to the distances from the star reached by a 70 km s^{-1} outflow after

1,500 years and 7,500 years. All of these models gave a good fit to the observed SED, and lie below the upper limit to the 24- μm flux. The total dust mass is $1.2\times 10^{-5} M_\odot$ for $R_{\text{out}} = 425$ AU, and $3.49\times 10^{-3} M_\odot$ for $R_{\text{out}} = 100,000$ AU. Henceforth we refer to the model with $R_{\text{out}} = 425$ AU as the ‘small’ dust shell, and the $R_{\text{out}} = 100,000$ AU model as the ‘large’ dust shell. Figure 2 compares the SEDs predicted by these two models with the Prieto et al. (2008) optical and infrared observations of the progenitor.

We also investigated whether silicate dust shells could account for the observed SED of the progenitor of SN 2008S. Using the ‘astronomical silicate’ optical constants of Draine & Lee (1984), the dust mass required to approximately match the SED was considerably higher than for amorphous carbon grains, due to the greater transparency in the visible and near-IR of silicate grains. A full match to the observations was impossible because the dust masses required to match the steepness of the SED between 3.6 and 4.5 μm give rise to a strong, broad silicate absorption feature at 10 μm , which is inconsistent with the observed 8 μm flux. Silicate dust shells with larger outer radii of 20,000 AU or 100,000 AU also predicted a 24- μm flux much higher than the observed upper limit for the progenitor of SN 2008S (Figure 2).

With siliceous dust thus ruled out for the progenitor's SED, we modelled the dust shell at subsequent epochs using carbon dust having the same density distribution and the same minimum and maximum grain radii as the progenitor ‘large’ dust shell model. The progenitor model input parameters are summarised in Table 3 for the large and small shell models, for both siliceous and carbon dust. Although we constructed models using both amorphous carbon and graphite, using graphite optical constants from Draine & Lee (1984), all dust masses quoted are for the case of amorphous carbon; graphite grains required dust masses 7% higher in each case.

Table 3. Input parameters for r^{-2} density distribution dust models for SN 2008S, before, 17 days after, and six months after the explosion

Epoch	Dust distribution				Composition	Dust parameters			Central source		
	Rin(AU)	Rout(AU)	τ_V	Total mass (M_\odot)		$a_{min}(\mu m)$	$a_{max}(\mu m)$	$n(a) \propto$	$L(L_\odot)$	T(K)	R(R_\odot)
Progenitor	85	425	11.2	1.2×10^{-5}	AC ¹	0.1	0.5	$a^{-3.5}$	2.6×10^4	10 000	53.7
	85	100 000	13.5	3.49×10^{-3}	AC ¹	0.1	0.5	$a^{-3.5}$	3.3×10^4	10 000	60.5
	85	425	188.0	3.3×10^{-4}	Silicates ²	0.1	0.5	$a^{-3.5}$	3.9×10^5	10 000	208
	85	20 000	225.4	1.9×10^{-2}	Silicates ²	0.1	0.5	$a^{-3.5}$	5.2×10^5	10 000	240
Day 17	1250	100 000	0.76	3.45×10^{-3}	AC ¹	0.1	0.5	$a^{-3.5}$	1.57×10^7	8 000	2060
Day 180	1250	100 000	0.76	3.45×10^{-3}	AC ¹	0.1	0.5	$a^{-3.5}$	1.3×10^6	4 000	2430

¹Amorphous carbon; optical constants from Hanner (1988). ²Astronomical silicates; optical constants from Draine & Lee (1984).

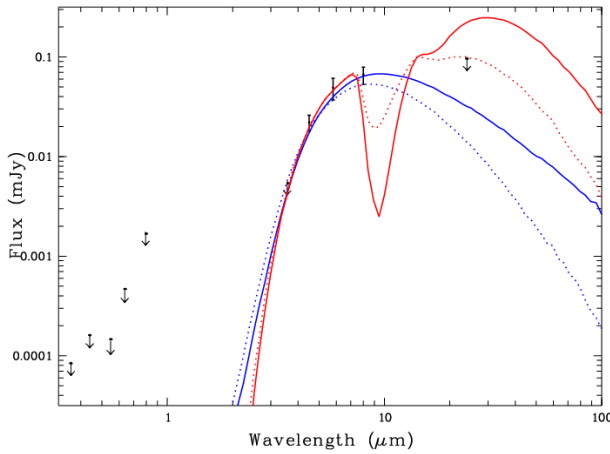


Figure 2. Fits to the SN 2008S progenitor SED using r^{-2} dust density distributions (see Table 3). The optical and infrared observations are from Prieto et al. (2008) and have been corrected for foreground Galactic extinction. The blue lines are amorphous carbon (AC) models; the red lines are silicate models. Solid lines represent shells extending from 85-100,000 AU (AC), or from 85-20,000 AU (silicates), while the dotted lines are for shells extending from 85-425 AU.

3.2 SN 2008S at Day 17

Our *Spitzer* observations of SN 2008S took place on 6.8 February 2008 (IRAC) and 7.5 February (MIPS), 17 ± 4 days after the explosion. We combined our mid-IR flux measurements with the optical observations reported by Smith et al. (2008) from 6.1 February (B- and V-band) and 6.7 February (R-band). We also followed Botticella et al. (2009) in extrapolating their day 41 JHK photometry back to day 17. We dereddened the photometry using the estimated Galactic foreground reddening of $E(B-V)=0.34$ (Section 2). The resulting SED can be well fitted by the sum of a 6000 K blackbody plus a 550 K blackbody modified by a λ^{-1} emissivity law (Figure 3). The luminosities of the two components are $12.9 \times 10^6 L_\odot$ and $2.2 \times 10^6 L_\odot$ respectively, giving a total luminosity of $15.1 \times 10^6 L_\odot$ (Table 2).

Smith et al. (2008) estimated that the peak luminosity of SN 2008S was $3 \times 10^7 L_\odot$. The flash would easily have vaporised dust at the inner edge of the shell. The removal of the inner edge of the shell would then expose more dust to the intense radiation field, and dust destruction could proceed rapidly outwards. To investigate how much of the shell could have been destroyed in this way, we ran a series of models with successively larger inner radii.

A sublimation temperature of 2200 K is often assumed for amorphous carbon. We found that for this value, the dust shell surrounding SN 2008S could have been hollowed out to a radius of

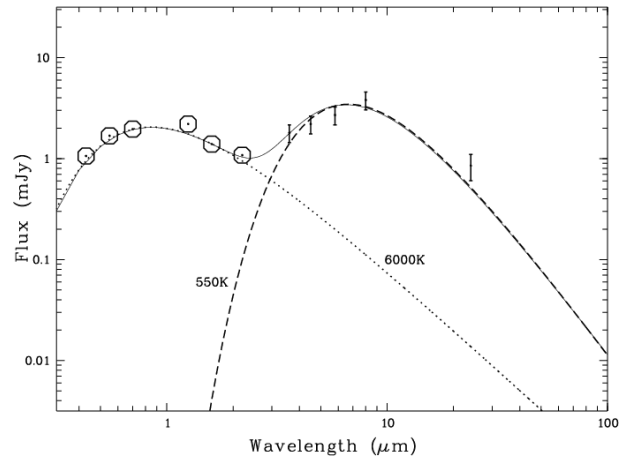


Figure 3. A 6000 K blackbody plus 550 K modified blackbody fit to the day 17 SED (corrected for foreground Galactic extinction) of SN 2008S. The *Spitzer* photometry is from Table 1, the optical photometric points are from Smith et al. (2008) and the near-IR photometric points were extrapolated from day 41 by Botticella et al. (2009).

215 AU. This resulted in a new optical depth of 2.1 for the small shell and 4.5 for the large shell. Using this hollowed shell and varying only the source parameters, it was not possible to match the day 17 observations, as the optical depth was too high and gave too much reprocessed radiation. We therefore investigated what new inner radius was required to match the day 17 observations, and what dust sublimation temperature would be required to allow the shell to be hollowed out to this radius.

We found that a radius of 1250 AU was required to give dust cool enough at the inner edge, and a low enough optical depth to match the observations. The mid-infrared observations on day 17 and in July 2008 require that there still be a significant amount of dust remaining around the supernova. Therefore, we can rule out the progenitor ‘small’ shell model, as this would have been completely vaporised by the explosion, with no resulting mid-IR excess post-outburst.

For the Smith et al. (2008) peak luminosity of $3 \times 10^7 L_\odot$, the required dust sublimation temperature is 1050 K if dust inside 1250 AU is to be vaporised. Experimentally, the sublimation temperature of solid carbon varies from 2870 K for a carbon partial pressure of 1 Pa (10^{-5} bar) to 1850 K at 10^{-7} Pa (Grigoriev & Meilikhov 1997). An extrapolation of their relation to 10^{-11} Pa, corresponding to the gas density of $\sim 10^5 \text{ cm}^{-3}$ at 1250 AU (Section 4) combined with a carbon species abundance of 10^{-3} , predicts a carbon sublimation temperature of 1440 K. For this value of the grain sublimation temperature a peak outburst luminosity of

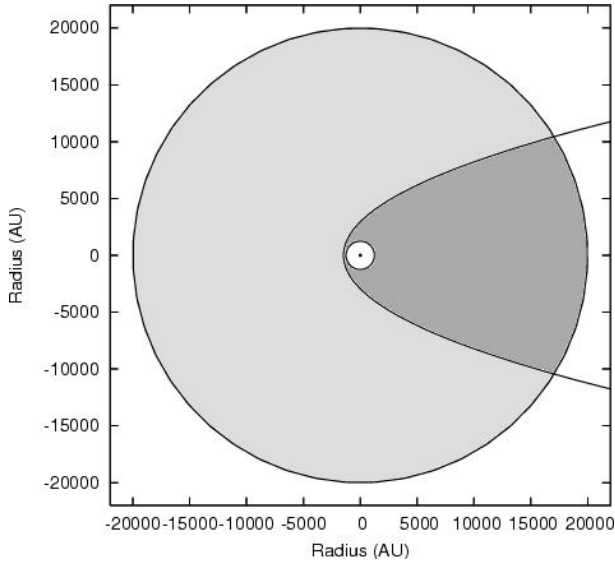


Figure 4. Schematic of the dust shell around SN 2008S 17 days after outburst. Reprocessed emission from the shell only reaches the observer if the source-dust-observer distance is less than $D+17$ light days (dark shaded region), where D is the distance to the central star. Dust inside the central cavity, of radius 1250 AU, has been vaporised by the initial light flash from the outburst. This schematic shows an outer radius of 20,000 AU; our final model had an outer radius of 100,000 AU.

$1.5 \times 10^8 L_{\odot}$ would have been required in order to hollow out the dust shell to 1250 AU.

For a shell in which the dust density is proportional to r^{-2} , each annulus of constant thickness contains the same mass. Thus, hollowing out the shell to a new inner radius of 1250 AU only removes a small fraction of the original mass. However, the optical depth is determined by the column density of the dust, proportional to $R_{\text{in}}^{-1} - R_{\text{out}}^{-1}$ for an r^{-2} shell, and so a dust shell hollowed out by a radiation flash can have a much lower optical depth but a similar mass to the pre-existing shell. The mass of the ‘large’ shell, originally $3.49 \times 10^{-3} M_{\odot}$, is reduced to $3.45 \times 10^{-3} M_{\odot}$ when hollowed out to 1250 AU. Meanwhile, its visual optical depth is reduced from 13.5 to 0.76.

A consideration of light travel time is crucial to modelling the observed SED on day 17. From the point of view of the observer, only dust lying within an ellipsoidal region defined such that the supernova-ellipsoid-observer distance is 17 light days greater than the SN-observer distance will have been heated by the flash from the supernova (Figure 4). Emission reaching the observer from dust outside this ellipsoid left the dust before the supernova flash reached it.

To account for this effect, we created a customised version of MOCASSIN in which the SED was constructed by summing emission only from those cells lying within the ellipsoid described above, viewed from the direction in which the ellipse opens out. This approach assumes a constant luminosity and temperature for the illuminating source over the first 17 days. The bolometric luminosity estimates of Botticella et al. (2009) indicate that the source luminosity rose by a factor of ≤ 2 over this period.

With an inner radius of 1250 AU, we obtained a fit to the observed day 17 SED using an 8000 K source with a luminosity of $15.7 \times 10^6 L_{\odot}$, as shown in Figure 5; details of the model are given in Table 3. The fit can be considered reasonable; it lies somewhat

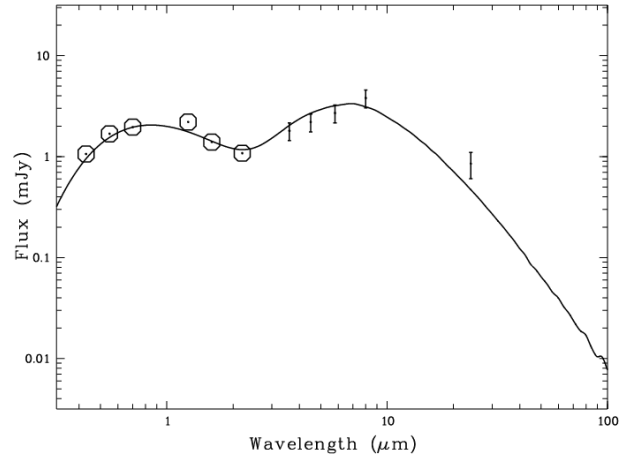


Figure 5. Observed fluxes (corrected for foreground Galactic extinction) and model predictions, 17 days after the outburst of SN 2008S. The photometric points are the same as for Figure 3. The amorphous carbon dust shell model is the same as for the progenitor ‘large’ shell model but with an inner radius of 1250 AU and powered by a 6000 K central source with a luminosity of $1.57 \times 10^7 L_{\odot}$.

below our measured 24- μm flux level for day 17, but this flux has a signal to noise ratio of only 3.4.

3.3 The July 2008 SED of SN 2008S

The dereddened SED of SN 2008S in July 2008, six months after outburst, can be fitted by the sum of a 4000 K blackbody plus a 450 K blackbody modified by a λ^{-1} emissivity law, with luminosities of $8.2 \times 10^5 L_{\odot}$ and $3.6 \times 10^5 L_{\odot}$, respectively. The combined luminosity is then $1.2 \times 10^6 L_{\odot}$ (Table 2), corresponding to a fading of a factor of 12.5 between day 17 and day 180.

We modelled the July 2008 fluxes using the dust distribution derived for the progenitor but again removing the dust in the inner regions, out to a radius of 1250 AU, which had been vaporised by the outburst according to our day 17 modelling. We then matched the observed SED by varying the temperature and luminosity of the central source. For this relatively late epoch we did not take light travel time effects into account. However, IR radiation reaching us from the outermost and thus coolest parts of the shell could have been reprocessed from radiation emitted by the central source when it was hotter and more luminous. Therefore, a static model may underestimate the fluxes at longer wavelengths. With MOCASSIN we found a good fit to the observed optical and IR SED with a central source luminosity of $1.3 \times 10^6 L_{\odot}$ and a temperature of 4000 K (see Table 3 and Figure 6). Botticella et al. (2009) invoked dust formation in order to account for the observed near-IR photometric flux levels after day 120, but we find that our outburst-heated progenitor wind model can account for the observed near-IR flux levels in July 2008 (\sim day 180).

3.4 The July 2008 GMOS Spectrum

Our 14 July 2008 (day 175) spectrum of SN 2008S is shown in Figure 7, with identifications for some of the stronger emission lines indicated. A comprehensive list of emission line identifications for SN 2008S can be found in Table A2 of Botticella et al. (2009). As noted previously by Smith et al. (2009) and Botticella et al. (2009), the most striking aspect of the post-outburst spectra of SN 2008S is

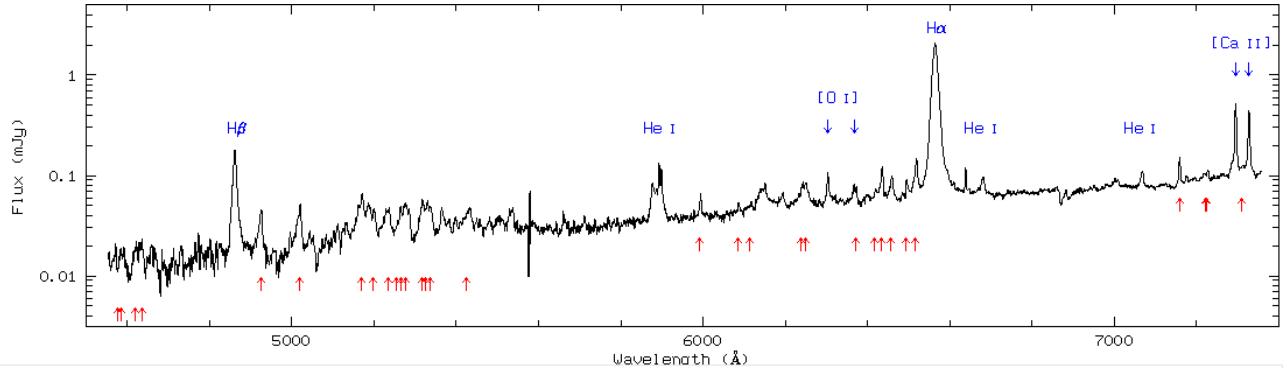


Figure 7. 14 July 2008 GMOS-N optical spectrum of SN 2008S, 175 days after outburst. Identifications for some of the stronger emission lines are marked. The upward arrows indicate lines of Fe II.

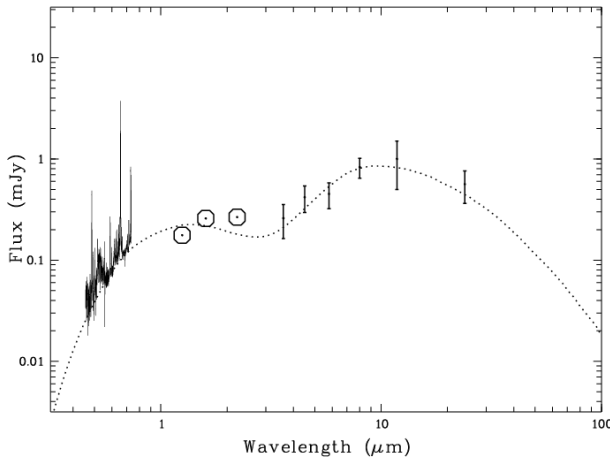


Figure 6. The observed and modelled SED of SN 2008S in July 2008. The observations (corrected for foreground Galactic extinction) include our GMOS optical spectrophotometry, our *Spitzer* and *Michelle* mid-IR photometry (Table 1), and the day 174 JHK photometry of Botticella et al. (2009). The amorphous carbon dust shell model is the same as for the progenitor ‘large’ shell model but with an inner radius of 1250 AU and powered by a 4000 K central source with a luminosity of $1.3 \times 10^6 L_{\odot}$.

the narrowness of the H α line: we measured its full width at half-maximum (FWHM) to be 690 km s^{-1} , much lower than the line widths of several thousand km s^{-1} typically observed after the outbursts of CCSNe. The likely origin for the observed emission lines is the gaseous component of the dusty circumstellar outflow that predated the SN 2008S outburst. Botticella et al. (2009) observed smooth broad wings ($\sim 3000 \text{ km s}^{-1}$ FWHM) in several lines, including H α , in their early post-outburst spectra, which may have been caused by electron scattering, although an underlying high-velocity outflow is a possibility. Overall, they identified three line-width components, broad, intermediate and narrow, whose widths tended to decline with time. We could obtain a good fit to our day 175 H α profile with three such components: a broad component whose FWHM was 1460 km s^{-1} , accounting for 25.1% of the total flux; an intermediate component of FWHM 640 km s^{-1} , accounting for 71.2% of the flux; and a narrow component of FWHM 165 km s^{-1} , accounting for the remaining 3.7% of the flux. The [Ca II] 7291, 7324 Å lines had a dominant ‘narrow’ component of FWHM 140 km s^{-1} (all quoted FWHMs were corrected in quadrature for the instrumental resolution of 1.8 Å FWHM).

If the intermediate and narrow emission line components origi-

inate in a spherically symmetric circumstellar outflow, then their half widths at half-maximum should be approximately equal to the expansion velocity in the region(s) where they originate. The day 175 H α intermediate component then yields an expansion velocity of 320 km s^{-1} , while the narrow H α component and the forbidden [Ca II] 7291, 7324 Å lines, which may originate from lower density material, further out in the wind, yield expansion velocities of $70\text{--}80 \text{ km s}^{-1}$. The intermediate-width velocity component may correspond to material in the innermost regions of the wind that has been accelerated by the radiation pressure pulse from the outburst.

4 DISCUSSION: SN 2008S-TYPE SOURCES AS SIGNIFICANT DUST CONTRIBUTORS?

Our analysis of SN 2008S shows that both the progenitor SED and the day 17 and day 180 SEDs can be self-consistently fitted by the same r^{-2} density distribution of amorphous carbon grains, whose pre-outburst inner shell radius of $R_{\text{in}} = 85 \text{ AU}$ increased to 1250 AU after the outburst, due to grain evaporation by the light flash. As a result of this vaporisation of the innermost grains, the visual optical depth of the dust shell ($\propto R_{\text{in}}^{-1} - R_{\text{out}}^{-1}$) decreased from 13.5 to 0.76, but the total mass of dust ($\propto R_{\text{out}} - R_{\text{in}}$) decreased from its initial value by less than 2%. For an expansion velocity of 70 km s^{-1} , our derived parameters imply a dust mass-loss rate of $5.2 \times 10^{-7} M_{\odot} \text{ yr}^{-1}$ from the progenitor of SN 2008S. If the gas to dust mass ratio in the outflow is 100–200, then this corresponds to an overall mass-loss rate of $0.5\text{--}1.0 \times 10^{-4} M_{\odot} \text{ yr}^{-1}$. Matsuura et al. (2009) find a high fraction of carbon-rich stars amongst the most luminous AGB stars in the LMC, with over ten such stars having inferred mass-loss rates of $0.5\text{--}1.0 \times 10^{-4} M_{\odot} \text{ yr}^{-1}$, similar to that inferred here for the progenitor of SN 2008S. The total mass of the dust shell around SN 2008S could be larger than the $3.5 \times 10^{-3} M_{\odot}$ in our dust model of outer radius 100,000 AU, since the total mass is proportional to the outer radius, which is not constrained by the available data. For our derived dust density at 1250 AU of $1.1 \times 10^{-19} \text{ g cm}^{-3}$, the gas particle density n_{gas} there is $(0.5\text{--}1.0) \times 10^5 \text{ cm}^{-3}$, implying that $n_{\text{gas}} = (1\text{--}2) \times 10^7 \text{ cm}^{-3}$ at 85 AU, the presumed dust condensation radius of the progenitor wind, and $(1\text{--}2) \times 10^9 \text{ cm}^{-3}$ at 10 AU, the effective emitting radius of the central source on both day 17 and day 180.

Our conclusion that a featureless grain type such as amorphous carbon is required to fit both the pre-outburst and post-outburst SEDs of SN 2008S appears surprising at first sight, given that outflows from cool supergiants or super-AGB stars might be

expected to be oxygen-rich, thus favoring the formation of silicate grains. However, we find silicate models to be completely incompatible with the observed optical and IR SEDs, producing a strong 10- μm absorption feature for high- τ_V pre-outburst models and a strong 10- μm emission feature for lower- τ_V post-outburst models. Comparison of our models for the July 2008 SED of SN 2008S with the *Spitzer* and Michelle mid-IR photometry and the *Spitzer* IRS spectrum constrain any silicate grain component to contribute significantly less than 10% of the overall dust mass. Since cool M supergiant stars always show silicate dust features in the mid-IR, the absence of silicates in the outflow around SN 2008S and its progenitor may count as evidence against a supergiant precursor and in favor of a super-AGB star progenitor. Surface carbon enrichment of AGB stars via the 3rd dredge-up can produce carbon stars. However, at the higher mass end of the AGB mass distribution, envelope burning is predicted to convert dredged-up carbon to nitrogen, lowering the C/O ratio below unity and allowing silicate grains to form. Given the absence of silicate grains around SN 2008S, a mechanism to suppress or bypass envelope burning in super-AGB stars may be necessary, perhaps related to the severe mass loss stripping of the envelope.

Prieto et al. (2009) have obtained a post-outburst *Spitzer* IRS spectrum of the 2008 optical transient in NGC 300, whose evolution has shown many similarities to that of SN 2008S. They find two strong emission features in its mid-IR spectrum, which they attribute to carbon-rich particles, from a comparison with the mid-IR spectra of a number of C-rich post-AGB objects. As well as this similarity between the inferred dust compositions of SN 2008S and NGC 300-OT, Prieto et al. also conclude that most of the dust around NGC 300-OT survived its outburst.

The progenitor of SN 2008S is estimated to have had an initial mass in the range 6–10 M_\odot (Prieto et al. 2008; Botticella et al. 2009). Thompson et al. (2008) suggested that a dust-enshrouded phase may occur during the lives of up to 25% of all massive stars, which may indicate that this type of transient could be a significant additional source of dust in the early universe. Thompson et al. estimated that the dust-enshrouded phase of SN 2008S-type objects could last for up to 2×10^4 years, in which case our derived dust mass-loss rate of $5.2 \times 10^{-7} M_\odot \text{ yr}^{-1}$ implies that up to 0.01 M_\odot of dust could be ejected, along with 1–2 M_\odot of gas, a significant fraction of the total stellar mass. An ejected dust mass of 0.01 M_\odot is within a factor of two of the largest dust mass derived by any of the recent studies of young CCSNe ejecta (SN 2003gd; Sugerman et al. 2006). Up to 1.0 M_\odot of cold dust was claimed to be present in the young Galactic supernova remnants Cas A and Kepler by Morgan et al. (2003) and Dunne et al. (2003), although their analysis was disputed by Krause et al. (2004). Recently Dunne et al. (2009) and Gomez et al. (2009) have returned to this issue with new observations, from which they still infer 0.1 – 1.0 M_\odot of cold dust in each remnant.

Since the dust around SN 2008S is definitely not siliceous, and is consistent with amorphous carbon, the atoms in the dust will have been freshly synthesised, with the outflow enriching the ISM in this dust component. Dwek et al. (2009) have estimated that the $(1\text{--}5) \times 10^8 M_\odot$ of dust in the $z = 6.4$ galaxy J114816.64+5251 must have been created within a timescale of 400 Myr. Given that the lifetime of a 5 M_\odot star is only 90 Myr and that standard initial mass functions favour lower mass stars over high mass stars, then with some initial heavy element seeding from massive CC-SNe there could be scope for AGB or super-AGB stars with initial masses between 4 and 9 M_\odot , of which the progenitor of SN 2008S

appears to be an example, to make a significant contribution to the dust enrichment of such galaxies.

If SN 2008S was not a bona fide supernova event, then a star will remain at the centre of the dust shell, and could presumably explode later as a supernova. We investigated whether a subsequent supernova could vaporise the dust shell, using grids formed from simple geometric expansion of our derived dust distribution. Adopting a representative Type II supernova peak luminosity of $10^9 L_\odot$, we find that if a supernova occurred in the very near future, then dust within about 7 500 AU of the star would be vaporised, reducing τ_V from 0.76 to 0.15. The surviving dust shell would then have a mass of $3.2 \times 10^{-3} M_\odot$, still 93% of the initial value. If the supernova does not occur within the next 500 years, then a 70 km s^{-1} outflow velocity will have carried the inner edge of the shell beyond the vaporisation radius for this luminosity, and the entire dust shell would survive the supernova light flash.

5 ACKNOWLEDGMENTS

We thank the telescope staff for their help in acquiring the July 2008 GMOS and Michelle observations (Program ID GN-2008B-Q-44) which were obtained at the Gemini Observatory, operated by the Association of Universities for Research in Astronomy, Inc., under a cooperative agreement with the NSF on behalf of the Gemini partnership: the National Science Foundation (United States), the Science and Technology Facilities Council (United Kingdom), the National Research Council (Canada), CONICYT (Chile), the Australian Research Council (Australia), Ministerio da Ciencia e Tecnologia (Brazil) and Ministerio de Ciencia, Tecnologia e Innovacion Productiva (Argentina). This work is based in part on observations made with the Spitzer Space Telescope, which is operated by the Jet Propulsion Laboratory, California Institute of Technology under a contract with NASA.

REFERENCES

- Arbour R., Boles T., 2008, Central Bureau Electronic Telegrams 1234, 1
- Barlow M. J., et al., 2005, *ApJ*, 627, L113
- Bertoldi, F., Carilli, C. L., Cox, P., Fan, X., Strauss, M. A., Beelen, A., Omont, A., Zylka, R., 2003, *A&A*, 406, L55
- Botticella M., et al., 2009, *MNRAS*, in press (arXiv:0903.1286)
- Draine B. T., Lee H. M., 1984, *ApJ*, 285, 89
- Dunne L., Eales S., Ivison R., Morgan H., Edmunds M., 2003, *Nature*, 424, 285
- Dunne L., Maddox S. J., Ivison R. J., Rudnick L., Delaney T. A., Matthews B. C., Crowe C. M., Gomez H. L., Eales S. A., Dye S., 2009, *MNRAS*, 394, 1307
- Dwek E., Galliano F., Jones A. P., 2009, *EAS Publication Series*, 35, 57
- Ercolano B., Barlow M. J., Storey P. J., Liu X.-W., 2003, *MNRAS*, 340, 1136
- Ercolano B., Barlow M. J., Storey P. J., 2005, *MNRAS*, 362, 1038
- Ercolano B., Young P. R., Drake J. J., Raymond J. C., 2008, *ApJS*, 175, 534
- Gomez H. L., Dunne L., Ivison R., Reynoso E. M., Thompson M. A., Sibthorpe B., Eales S. A., DeLaney T. M., Maddox S., Isaak K., 2009, *MNRAS*, in press (arXiv:0905.2564)
- Grigoriev S., Meilikhov E. Z., 1997, *Handbook of Physical Quantities*, CRC Press, 324
- Hanner M., 1988, *NASA Conf. Pub.* 3004, 22
- Karachentsev I. D., Sharina M. E., Huchtmeier W. K., 2000, *A&A*, 362, 544
- Krause, O., Birkmann S. M., Rieke G. H., Lemke D., Klaas U., Hines D. C., Gordon K. D., 2004, *Nature*, 432, 596
- Massey P., Strobel K., Barnes J. V., Anderson E., 1988, *ApJ*, 328, 315
- Mathis J. S., Rumpl W., Nordsieck K. H., *ApJ*, 217, 425

- Matsuura M., Barlow M. J., Zijlstra A. A., Whitelock P. A., Cioni M.-R. L., Groenewegen M. A. T., Volk K., Kemper F., Kodama T., Lagadec E., Meixner M., Sloan G. C., Srinivasan S., 2009, MNRAS, 396, 918
- Morgan H. L., Edmunds M. G., 2003, MNRAS, 343, 427
- Morgan H. L., Dunne L., Eales S. A., Ivison R. J., Edmunds M. G., 2003, ApJ, 597, L33
- Prieto J. L., Kistler M. D., Thompson T. A., Ykse H., Kochanek C. S., Stanek K. Z., Beacom J. F., Martini P., Pasquali A., Bechtold J., 2008, ApJ, 681, L9
- Prieto J. L., Sellgren K., Thompson T. A., Kochanek C. S., 2009, ApJ, submitted (arXiv:0907.0230)
- Schlegel D. J., Finkelbeiner D. P., Davis M., 1998, ApJ, 500, 525
- Smith N., et al., 2009, ApJ, 697, L49
- Sugerman B. E. K. et al., 2006, Sci, 313, 196
- Thompson T. A., Prieto J. L., Stanek K. Z., Kistler M. D., Beacom J. F., Kochanek C. S., 2008, arXiv:0809.0510
- Welch D. L., Clayton G. C., Campbell A., Barlow M. J., Sugerman B. E. K., Meixner M., Bank S. H. R., 2007, ApJ, 669, 525
- Welch D. L., Clayton G. C., Sugerman B. E. K., 2008, Central Bureau Electronic Telegrams 1331, 1
- Wesson R., Fabbri J., Barlow M. , Meixner M., 2008, Central Bureau Electronic Telegrams 1381, 1