

Exact density oscillations in the Tonks-Girardeau gas and their optical detection

Mihály G. Benedict,* Csaba Benedek, and Attila Czirják

Department of Theoretical Physics, University of Szeged,

H-6720 Szeged, Tisza Lajos körút 84-86, Hungary

Abstract

We construct the exact time dependent density profile for a superposition of the ground and singly excited states of a harmonically trapped one dimensional Bose-Einstein condensate in the limit of strongly interacting particles, the Tonks-Girardeau gas. Results of an off resonant light scattering experiment probing the system could allow to determine the number of particles contained in the gas, as well as the coefficients of the superposition.

PACS numbers: 3.75Kk, 78.67Lt

*Electronic address: benedict@physx.u-szeged.hu

Density fluctuations in dilute Bose-Einstein condensates were traditionally described by using a mean-field theory [1, 2], and a similar approach has also been proposed specifically for the explanation of the properties of elongated pencil shaped samples [3], observed also in experiments [4, 5]. Theoretical descriptions of such quasi one-dimensional systems have used the hydrodynamic approximation [6, 7] and have described the properties of the fluctuations as corrections to an approximate static density. Problems, however with time dependent mean field theories have been pointed out in [8]. More recent experiments reported the confinement of Rb atoms in a quantum wire geometry [9, 10], where the ratio of the interaction to kinetic energy significantly exceeds unity thus approaching the Tonks-Girardeau (TG) limit. These works have turned the purely mathematical model considered in classic papers [11, 12, 13] into a real physical system with potential applications. For recent reviews see [14, 15].

In the case of strongly interacting bosons, when the TG model can be applied [16, 17, 18, 19] one can start from the many body wave function of the system and consider the exact time dependence of the density determined by the trapping frequency. These space and time dependent oscillations give rise to a modulation of a weak probing field which can be observed in principle, and can provide information on the properties of the condensate without destroying it.

We give first a microscopic explanation of the observed oscillations based on the theory of a strongly interacting, one dimensional, harmonically trapped Bose gas. In this framework the ground state wave function of the system is equivalent to a noninteracting one dimensional Fermi system [12]. Its density oscillations are the consequence of the quantum mechanical superposition of the ground state with energy E_0 , and one or a few excited states. Considering the simplest case of having only a single excitation with energy $\hbar\omega$, where ω is the angular frequency determined by the harmonic trapping potential, the wave function of the condensate is

$$\Psi_S(x_1, \dots, x_N, t) = c_0 \Psi_0 e^{-i \frac{E_0}{\hbar} t} + c_1 \Psi_1 e^{-i (\frac{E_0}{\hbar} + \omega) t} \quad (1)$$

where Ψ_0 is the ground state and Ψ_1 is the first excited stationary state, both being symmetric functions of the particle coordinates: x_1, \dots, x_N . This wave function yields the

time dependent particle density

$$\varrho(x, t) = N \int |\Psi_S(x, x_2 \dots, x_N, t)|^2 dx_2 \dots dx_N \quad (2)$$

which will obviously exhibit oscillations with frequency ω . The explicit form of these are

$$\varrho(x, t) = |c_0|^2 \varrho_0(x) + |c_1|^2 \varrho_1(x) + 2 \operatorname{Re} c_1^* c_0 \varrho_{01}(x) e^{-i\omega t} \quad (3)$$

where ϱ_0 and ϱ_1 are the particle densities of the ground and excited states respectively, while $\varrho_{01}(x) = N \int \Psi_0^*(x, x_2 \dots, x_N) \Psi_1(x, x_2 \dots, x_N) dx_2 \dots dx_N$ determines the spatial pattern of the density oscillations.

In order to calculate explicitly the terms in this sum we recall the construction given for Ψ_0 [12, 20]. The ground state N particle wave function can be written as

$$\Psi_0 = \frac{1}{\sqrt{N!}} \det_{(n,j)=0,1}^{(N-1,N)} \varphi_n(x_j) \prod_{1 \leq j < k \leq N} \operatorname{sign}(x_k - x_j) \quad (4)$$

where

$$\varphi_n(x_j) = \sqrt{\frac{1}{2^n n! \ell \sqrt{\pi}}} e^{-x_j^2/2\ell^2} H_n(x_j/\ell) \quad (5)$$

is the n th normalized harmonic oscillator eigenfunction, where $\ell = (\hbar/m\omega)^{1/2}$, m is the mass of a particle, while the product of the *sign* functions ensures the symmetric nature of the total wave function. In the case of *real* one-particle eigenfunctions – as is the case now – instead of multiplying the determinant with the product of the *sign* function we can take the absolute value of the determinant. Similarly the first excited many body state Ψ_1 is obtained by replacing the last row in the determinant in Eq. (4) by functions of the N -th excited state of the oscillator. Then, expanding according to the last row we get

$$\Psi_1 = \left| \frac{1}{\sqrt{N!}} \sum_{j=1}^N (-1)^{N+j-1} \varphi_N(x_j) D_j \right| \quad (6)$$

where D_j denotes the (N, j) -th minor of the determinant in Ψ_0 . Due to the orthogonality of the single particle functions we obtain

$$\varrho_0(x) = \sum_{n=0}^{N-1} |\varphi_n(x)|^2, \quad \varrho_1(x) = \sum_{n=0}^{N-2} |\varphi_n(x)|^2 + |\varphi_N(x)|^2 \quad (7)$$

which can be quickly calculated using a summation formula for orthogonal polynomials [21] yielding

$$\varrho_0(x) = \frac{e^{-x^2/\ell^2}}{2^N \ell \sqrt{\pi} (N-1)!} (H_{N-1}(x/\ell) H'_N(x/\ell) - H'_{N-1}(x/\ell) H_N(x/\ell)) \quad (8)$$

and similarly for ϱ_1 . The time dependent cross term contains the product of two determinants both of which can be expanded by their last rows and we obtain

$$\Psi_0 \Psi_1 = \frac{1}{N!} \sum_{j=1}^N (-1)^{j-1} \varphi_{N-1}(x_j) D_j \times \sum_{j=1}^N (-1)^{j-1} \varphi_N(x_j) D_j \quad (9)$$

Because of the orthogonality of the single particle functions we obtain

$$\varrho_{01}(x) = \varphi_{N-1}(x) \varphi_N(x) \quad (10)$$

which is exact in the one dimensional Tonks model with harmonic trapping.

Figure 1 shows the time dependent density for 10 atoms in comparison with the ground state average density [17] $\bar{\varrho}(x) = \bar{\varrho}_0 (1 - (x/x_T)^2)^{1/2}$, where $\bar{\varrho}_0 = \sqrt{2N}/(\pi\ell)$, and $x_T = \sqrt{2N}\ell$ is the ground state 1D radius of the system. $\varrho(x, t)$ shown here is the fundamental swinging mode of the system, and as the number of atoms increases, it approaches the average density, while the number of spatial oscillations increases.

We now consider the signatures of these oscillations in the time-dependent transmission of a weak CW field $\mathcal{E}(x, t)$, which is sent through the condensate along its axis. This field is assumed to be far-detuned from a resonant transition of the atoms of the condensate, and will create a polarization density along the sample. The latter can be given as $\mathcal{P} = \mathcal{N} d^2 \mathcal{E} / \hbar (\Delta - i\gamma)$, where \mathcal{N} is the volume density of the atoms, d is the dipole matrix element and γ is the width of the transition in question, while $\Delta = \omega_0 - \omega_L$ is the detuning between the resonant transition frequency ω_0 and the carrier of the probing field ω_L . We write $\mathcal{N} = \mathcal{N}_a \varrho(x, t)$, where \mathcal{N}_a is the average number of atoms in unit cross section. In real experiments [4, 9, 10] one has a lattice of pencil shaped samples, therefore the actual value of \mathcal{N}_a is the inverse of the cross section of one such “pencil”. (We do not consider here the effect of light propagating between these pencils.) The polarization, \mathcal{P} leads to

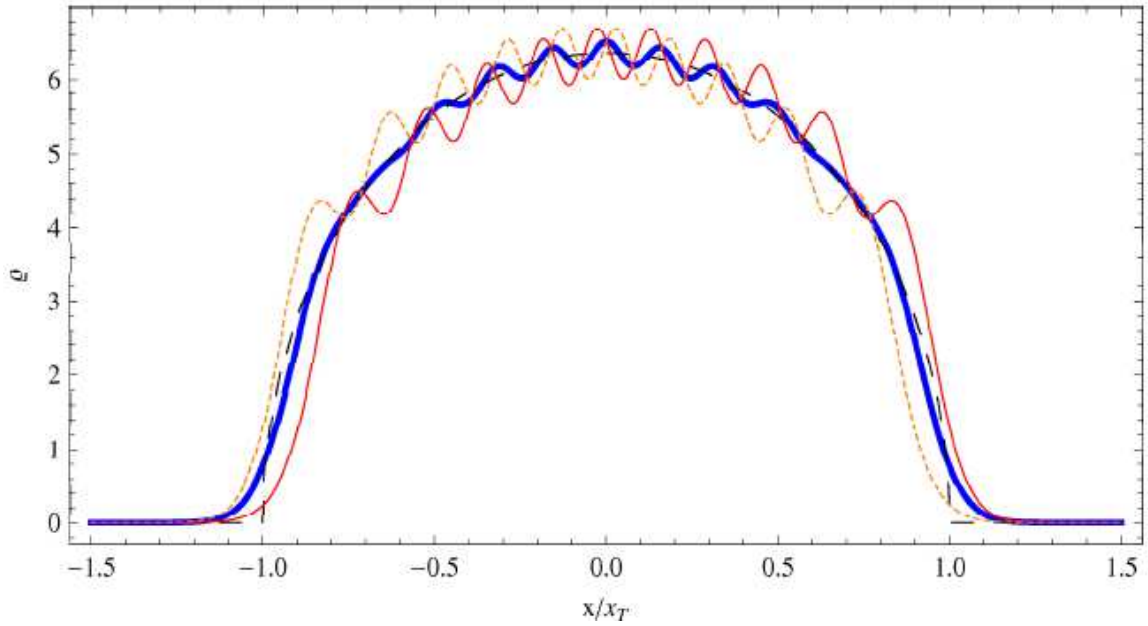


FIG. 1: Plot of the time dependent particle density $\rho(x, t)$ for 10 atoms as function of x measured in units of the radius x_T . The thin solid line (red in color) is at $t = 0$, the thick solid line (blue in color) is at $t = \pi/2\omega$ and the thin dotted line (orange in color) is at $t = \pi/\omega$. We plot the average density $\bar{\rho}(x)$ for comparison as a black dashed line.

a space and time dependent susceptibility and index of refraction

$$n(x, t) = \left(1 + \frac{\mathcal{N}_a d^2}{\epsilon_0 \hbar (\Delta - i\gamma)} \rho(x, t) \right)^{1/2} \quad (11)$$

As the time dependence of the harmonic trap is very slow with respect to the frequency of the optical fields, instead of the wave equation we shall solve the one dimensional amplitude equation for the electric field:

$$\frac{\partial^2}{\partial x^2} E(x, t) + n^2(x, t) k^2 E(x, t) = 0 \quad (12)$$

where $k = 2\pi/\lambda_0$ is the corresponding wave number in vacuum. Here $E(x, t)$ is the temporally slowly varying amplitude of the full electric field: $\mathcal{E}(x, t) = E(x, t)e^{-i\omega_L t}$. The solution of this equation with a given incoming plane wave from the negative x direction shall yield the transmitted wave $E_{\text{tr}}(t)e^{ikx}$ for $x \gg x_T$, as well as a reflected wave at $x \ll -x_T$. The results of a numerical solution will be discussed below. In order to get a better insight into the nature of the problem we also present an approximate analytic

solution to (12) by a 2nd order WKB approximation obtained for the forward propagating wave as

$$E_f(x, t) = \frac{1}{\sqrt{n(x, t)}} E_0 \exp \left(ik \int_{x_0}^x n(x', t) dx' - i \frac{n'(x)}{4kn^2(x)} - i \int_{x_0}^x \frac{(n'(x'))^2}{8kn^3(x')} dx' \right), \quad (13)$$

where E_0 is the incident field amplitude at x_0 , far before the condensate. The transmission coefficient of the condensate depends only on time for $x \gg x_T$, i.e. far beyond the condensate:

$$T(t) = \left| \frac{E_f(x, t)}{E_0} \right|^2 = \exp \left(-2k \int_{x_0}^x \text{Im} n(x', t) dx' + \frac{1}{4k} \int_{x_0}^x \text{Im} \frac{(n'(x'))^2}{n^3(x')} dx' \right) \quad (14)$$

since $n(x, t) = 1$ for $x \gg x_T$. In case of an off-resonant external field we can expand the index of refraction given by (11) under the integral up to second order as

$$n(x, t) = 1 + \beta \varrho(x, t)/2 - \beta^2 \varrho^2(x, t)/8 \quad (15)$$

with $\beta = \mathcal{N}_a d^2 / (\epsilon_0 \hbar (\Delta - i\gamma))$. In the following we consider the light source at $x_0 = -\infty$, and a photodetector at $x = \infty$. Substituting the second order expansion of the refractive index into the formula for the transmission we have:

$$T(t) = \exp \left(-Nk \text{Im} \beta + \frac{k \text{Im} \beta^2}{4} \int_{-\infty}^{\infty} \varrho^2(x, t) dx + \frac{\text{Im} \beta^2}{16k} \int_{-\infty}^{\infty} (\varrho'(x, t))^2 dx \right) \quad (16)$$

We write $\varrho(x, t) = r_0(x) + r_1(x) \cos(\omega t + \alpha)$, where $r_0(x) = |c_0|^2 \varrho_0(x) + |c_1|^2 \varrho_1(x)$ is an even function and $r_1(x) = 2|c_0||c_1| \varrho_{01}(x)$ is an odd function of x , and α denotes the relative phase of c_0 and c_1 . Substituting this into (16) and using the parity of r_0 and r_1 , we obtain the following formula for the transmission:

$$T(t) = T_N \exp [\zeta \cos(2(\omega t + \alpha))], \quad (17)$$

where

$$T_N = \exp \left(-Nk \text{Im} \beta + \frac{k}{4} \text{Im}(\beta^2) \int_{-\infty}^{\infty} \left(r_0^2(x) + \frac{1}{2} r_1^2(x) \right) dx + \frac{\text{Im} \beta^2}{16k} \int_{-\infty}^{\infty} \left((r_0')^2 + \frac{1}{2} (r_1')^2 \right) dx \right)$$

does not depend on time, $\alpha = \arg(c_0 - c_1)$, and

$$\zeta = (2|c_0||c_1|)^2 \text{Im}(\beta^2)(kR_1(N)/8 + R_2(N)/32k) \quad (18)$$

with the integrals

$$R_1(N) = \int_{-\infty}^{\infty} \varrho_{01}^2(x) dx, \quad R_2(N) = \int_{-\infty}^{\infty} (\varrho_{01}'^2(x)) dx$$

depending only on the number of particles in the sample. R_1 and R_2 can be easily calculated up to several hundreds of atoms with a finite sum expression, which can be derived using known formulas for products of Hermite polynomials [21].

We can expand the time dependent factor in (17) into a Jacobi form [22], which is directly related to the discrete Fourier transform of the time dependent transmission:

$$T(t) = T_N \left[I_0(\zeta) + 2 \sum_{s=1}^{\infty} I_s(\zeta) \cos(2s(\omega t + \alpha)) \right] \quad (19)$$

where $I_s(\zeta)$ are the modified Bessel functions. This means that the complex Fourier coefficients \tilde{T} of the time-dependent transmission are proportional to modified Bessel functions with the same argument, $s = 0, 1, 2, \dots$:

$$\tilde{T}(2s\omega) \sim I_s(\zeta) e^{-2si\alpha}. \quad (20)$$

$I_1(\zeta)$ is real, therefore the phase of $\tilde{T}(2\omega)$ yields the relative phase of the states Ψ_0 and Ψ_1 : $\alpha = -\frac{1}{2} \arg \tilde{T}(2\omega)$, in the case of a positive detuning. (I_1 is odd for real arguments, and the sign of ζ is the sign of Δ .) A well known relation for the Bessel functions [22] enables us to calculate ζ from the transmission spectrum:

$$\zeta = \frac{2I_1(\zeta)}{I_0(\zeta) - I_2(\zeta)} = \frac{2\tilde{T}(2\omega)e^{2i\alpha}}{\tilde{T}(0) - |\tilde{T}(4\omega)|} \quad (21)$$

Since ζ is composed of quantities which characterize the condensate and its interaction with the CW field, the knowledge of ζ gives information about these quantities. E.g. if we know everything in ζ except for the coefficients c_0 and c_1 , then a measurement of the time-dependent transmission yields the value of $|c_0||c_1|$ and the relative phase α which (using

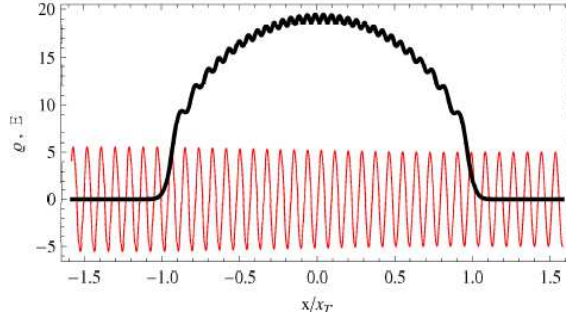


FIG. 2: Plot of the electric field amplitude $E(x/x_T, t = 0)$, resulting from the numerical solution of Eq. (12), with thin solid line (red in color), in arbitrary units, as a probing field passing through the condensate of 30 atoms with particle density $\varrho(x/x_T, t = 0)$, plotted as a thick black line. The approximate analytic solution given by Eq.(13) differs from the numerical result by less than the line thickness in this figure.

$|c_0|^2 + |c_1|^2 = 1$) allows us to calculate c_0 and c_1 up to a global phase factor. Alternatively, the number of particles in the condensate can be calculated from the Fourier coefficients of the time-dependent transmission, if the other quantities in ζ are already known. This means that one can accurately measure the number of particles in a condensate without destroying it.

We illustrate the use of the modulated transmission for this latter case, by processing a simulated transmission signal which we obtain from the numerical solution of the second order amplitude equation (12). We assume a sample where ^{87}Rb atoms are trapped in an array of pencil shaped condensates [4, 9, 10] containing 30 atoms in a superposition state (1) with $c_0 = c_1 = 1/\sqrt{2}$. The laser light for the transmission measurement is assumed to be detuned with an angular frequency $\Delta = 2\pi \times 90$ MHz from the center of the D_1 line ($\lambda_0 = 794.978$ nm), and we use $\gamma = 1.80647 \times 10^7$ 1/s and $d = 1.4651 \times 10^{-29}$ Cm [23]. Fig. 2 shows the density $\varrho(x, t = 0)$ and the electric field amplitude $E(x, t = 0)$ for 30 atoms obtained from the solution of Eq. (12). Fig. 3 shows the Fourier amplitudes of the time-dependent transmission, assuming a longitudinal trap angular frequency $\omega = 2\pi \times 100$ Hz. A calculation based on the data shown in this figure and using Eqs. (18) and (21) reproduce correctly that the sample contains 30 or 31 atoms.

In conclusion, we have constructed an exact many body superposition state for the Tonks gas, exhibiting a time-dependent particle density in a swinging mode. Generalizations for superpositions involving higher excited modes are straightforward. The model for the interaction of the Tonks gas with a weak laser beam opens the possibility of mea-

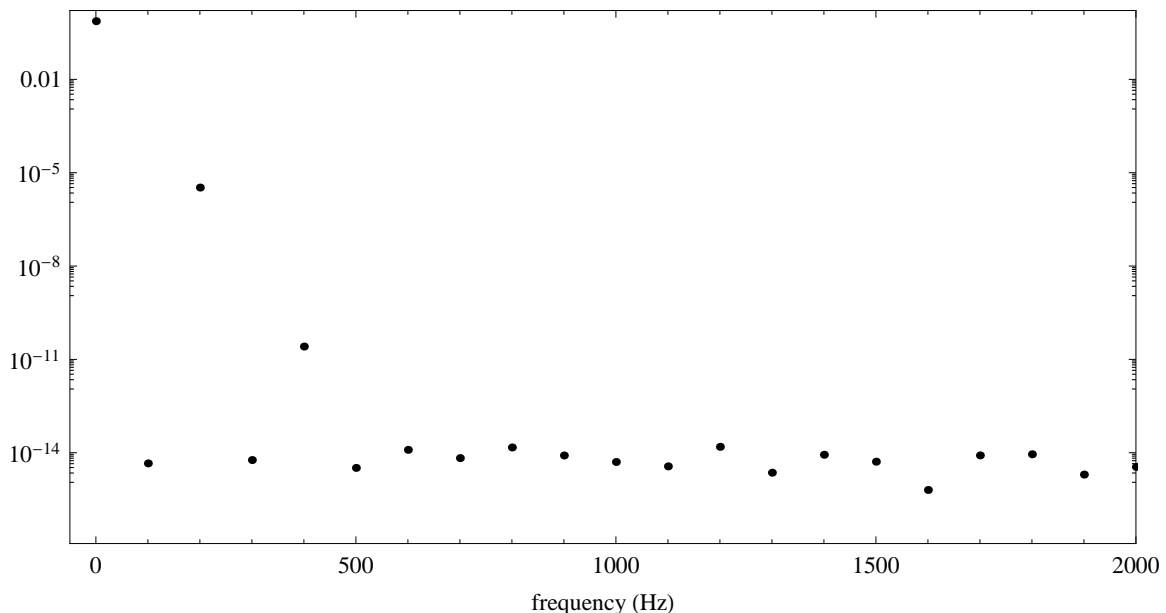


FIG. 3: Plot of the magnitude of the Fourier coefficients of the time dependent transmission.

measuring the effect of these density oscillations as a weak but measurable oscillation in the transmission signal. The approximate analytic formula obtained for this time-dependent transmission allows for the calculation of the quantities which characterize the condensate and its interaction with the CW field: the coefficients of the many body superposition state, or the number of atoms in the Tonks gas could be measured without destroying the sample.

This work was supported by the Hungarian Scientific Research Fund OTKA under Contracts No. T48888, M36803, M045596. We thank P. Földi for useful discussions.

-
- [1] E.P. Gross, *Il Nuovo Cimento* **20** 454 (1961), L.P. Pitaevskii, *Soviet Physics JETP* **13**, 451-454 (1961).
 - [2] F. Dalfovo, S. Giorgini, L. P. Pitaevskii, and S. Stringari, *Rev. Mod. Phys.* **71**, 463 (1999).
 - [3] E. B. Kolomeisky, T. J. Newman, J. P. Straley, and X. Qi, *Phys. Rev. Lett.* **85**, 1146 (2000).
 - [4] H. Moritz, T. Stöferle, M. Köhl, and T. Esslinger, *Phys. Rev. Lett.* **91**, 250402 (2003).
 - [5] K. Bongs, S. Burger, S. Dettmer, et al, *Phys. Rev. A* **63**, 31602 (2001)
 - [6] A. Minguzzi, P. Vignolo, M. L. Chiofalo, and M. P. Tosi, *Phys. Rev. A* **64**, 033605 (2001).
 - [7] C. Menotti, S. Stringari, *Phys. Rev. A* **66**, 043610 (2002).

- [8] M. D. Girardeau, E. M. Wright, Phys. Rev. Lett. **84**, 5239 (2000).
- [9] B. Paredes, A. Widera, V. Murg et al., Nature **429**, 277 (2004).
- [10] T. Kinoshita, T. Wenger, D. S. Weiss, Science, **305**, 1125 (2004).
- [11] L. Tonks, Phys. Rev. **50**, 955 (1936).
- [12] M. D. Girardeau, J. Math. Phys. **1**, 516 (1960).
- [13] E. Lieb, W. Liniger, Phys. Rev. **130**, 1605 (1963).
- [14] C. J. Pethick, H. Smith, *Bose-Einstein condensation in dilute gases*, (Cambridge, 2008).
- [15] I. Bloch, J. Dalibard, W. Zwerger, Rev. Mod. Phys., 885 (2008).
- [16] D. S. Petrov, G. V. Shlyapnikov, and J. T. M. Walraven, Phys. Rev. Lett. **85**, 3745 (2000).
- [17] V. Dunjko, V. Lorent, M. Olshanii, Phys. Rev. Lett. **86**, 5413 (2001).
- [18] M. Olshanii, V. Dunjko, Phys. Rev. Lett. **91**, 090401 (2003).
- [19] P. Pedri, L. Santos, Phys. Rev. Lett. **91**, 110401 (2003).
- [20] M. D. Girardeau, E. M. Wright, J. M. Triscari, Phys. Rev. A **63**, 033601 (2001).
- [21] I. S. Gradshteyn, I. M. Ryzhik, *Table of Integrals, Series, and products 7-th ed.* (Academic Press, Amsterdam, 2007).
- [22] *Handbook of Mathematical Functions*, edited by M. Abramowitz and I. Stegun (Dover, New York, 1965).
- [23] Daniel A. Steck, "Rubidium 87 D Line Data", available online at <http://steck.us/alkalidata> (revision 2.1.1, 30 April 2009).