

# Calculations of $^8\text{He}+p$ Elastic Cross Sections Using Microscopic Optical Potential

V. K. Lukyanov,<sup>1</sup> E. V. Zemlyanaya,<sup>1</sup> K. V. Lukyanov,<sup>1</sup>  
D. N. Kadrev,<sup>2</sup> A. N. Antonov,<sup>2</sup> M. K. Gaidarov,<sup>2</sup> and S. E. Massen<sup>3</sup>

<sup>1</sup>*Joint Institute for Nuclear Research, Dubna 141980, Russia*

<sup>2</sup>*Institute for Nuclear Research and Nuclear Energy,  
Bulgarian Academy of Sciences, Sofia 1784, Bulgaria*

<sup>3</sup>*Department of Theoretical Physics, Aristotle University of Thessaloniki, 54124 Thessaloniki, Greece*

An approach to calculate microscopic optical potential (OP) with the real part obtained by a folding procedure and with the imaginary part inherent in the high-energy approximation (HEA) is applied to study the  $^8\text{He}+p$  elastic scattering data at energies of tens of MeV/nucleon (MeV/N). The neutron and proton density distributions obtained in different models for  $^8\text{He}$  are utilized in the calculations of the differential cross sections. The role of the spin-orbit potential is studied. Comparison of the calculations with the available experimental data on the elastic scattering differential cross sections at beam energies of 15.7, 26.25, 32, 66 and 73 MeV/N is performed. The problem of the ambiguities of the depths of each component of the optical potential is considered by means of the imposed physical criterion related to the known behavior of the volume integrals as functions of the incident energy. It is shown also that the role of the surface absorption is rather important, in particular for the lowest incident energies (e.g., 15.7 and 26.25 MeV/nucleon).

PACS numbers: 24.10.Ht, 25.60.-t, 21.30.-x, 21.10.Gv

## I. INTRODUCTION

The experiments with intensive secondary radioactive nuclear beams have made it possible to investigate the structure of light nuclei near the neutron and proton drip lines as well as the mechanism of scattering of the weakly bound nuclei. A special attention has been paid to the neutron-rich isotopes of helium ( $^6,^8\text{He}$ ), lithium ( $^{11}\text{Li}$ ), beryllium ( $^{14}\text{Be}$ ) and others, in which several neutrons are situated in the far extended nuclear periphery and form a "halo". A widely used way to study the structure of exotic nuclei is to analyze their elastic scattering on protons or nuclear targets at different energies. Here we would like to mention, for example, the experiments on scattering of helium isotopes on protons at incident energies  $E_{inc}$  less than 100 MeV/N, namely, for  $^6\text{He}$  at energy 25.2 [1, 2, 3, 4, 5], 38.3 [6], 41.6 [7, 8, 9] and 71 MeV/N [10, 11], for  $^8\text{He}$  at energy 15.7 [12], 25.2 [2], 32 [10, 11], 66 [10, 11] and 73 MeV/N [10, 11, 13] and also at energy 700 MeV/N for He and Li isotopes (e.g. [14, 15, 16, 17, 18]).

The experimental data on differential and total reaction cross sections of processes with light exotic nuclei have been analyzed using a variety of phenomenological and microscopic methods (e.g. Refs. [10, 11, 14, 15, 16, 17, 18, 19, 20, 21, 22, 23, 24, 25, 26, 27, 28, 29, 30, 31, 32, 33, 34, 35, 36, 37, 38, 39, 40]). Among the latter methods we note, e.g. the microscopic analysis based on the coordinate-space  $g$ -matrix folding method [25, 26, 27, 28, 29, 30, 31, 32], as well as works where the real part of OP is microscopically calculated using the folding approach (e.g. [22, 23, 24, 25, 26, 40, 41, 42, 43, 44, 45]). Usually the imaginary part of the OP's and the spin-orbit (SO) terms have been determined phenomenologically. Thus, the OP's have a number of fitting parameters. For example, OP's have been used to

elaborate the elastic differential cross sections of  $^6\text{He}+p$ ,  $^6\text{He}+^4\text{He}$  ( $E_{inc}=25$  MeV/N) [22] and  $^6\text{He}+p$  and  $^8\text{He}+p$  ( $E_{inc} < 100$  MeV/N) [23] by means of the M3Y-Paris effective NN interaction [42, 43, 46]. In the calculations the proton and neutron densities of the helium isotopes obtained by Tanihata *et al.* [47] and also in the Cluster-Orbital Shell-Model Approximation (COSMA) [10, 11, 20, 21] were applied. It was shown [23] that the elastic scattering is sensitive to different density distributions used in the folding approach.

In our previous work [40] in order to exclude the usage of the phenomenological imaginary part of OP we have performed calculations of  $^6\text{He}+p$  elastic differential cross sections by means of the microscopic OP with the imaginary part taken from the OP derived in [48, 49] on the basis of the HEA [50, 51, 52]. This method (Glauber approach) in its optical limit [52] makes it possible to obtain an analytic expression of the scattering amplitude with the eikonal phase in the form of the so-called profile function. The latter is proportional to the integral of the one-particle density distributions of the colliding systems, and the integration is performed along a straight-line trajectory of motion. Generally, the integral contains also the form factor of the NN scattering amplitude and thus its form is akin to that of the standard folding potential with the NN potential instead of the NN amplitude. The NN amplitude itself is known from the experimental data and therefore, the usage of a profile function offers certain advantages over approaches based on the folding potential. So, in nuclear physics, the HEA amplitude is applied to energies larger than hundred MeV/N (see, e.g. [14, 53, 54]). However, in the last two decades the HEA was generalized and applied to lower energies. The prescription to calculate the profile function consists in a replacement of the straight-line trajectory impact parameter  $b$  by the distance of closest approach  $r_c$  in the

Coulomb field or by the respective distance  $r_{cn}$  in the presence of the nuclear field (real part of OP). Doing so a reasonable agreement with the experimental data on the proton- and nucleus-nucleus reaction cross sections has been obtained in the region of energies from 10 to 1000 MeV/N (see, e.g. [48, 49, 55, 56, 57, 58, 59, 60]). However, this approach becomes fairly rough when one calculates differential cross sections and also the total cross sections at comparably low energies. Besides, in the case of the microscopic OP given in a form of tables, this approach needs a numerical solution of the classical equation of motion to get the corresponding trajectory of motion. For this reason the method is not efficient for applications because of quite complicated calculations. In this case the better way is to explore the equivalent HEA optical potential outlined in [48, 49] and then to solve the respective Schrödinger equation numerically using a standard code which enables one to get the exact scattering amplitude and the total reaction cross sections including the interference terms as well.

We used this approach in [40] to get the microscopic HEA imaginary part of the OP (ImOP) and added the real part of OP (ReOP) [41, 42]. The ReOP includes the direct term and the exchange one which involves non-linearity effects. Also, the role of the spin-orbit interaction has been considered. Additionally, the density dependence of the effective NN interaction, as well as the sensitivity of the results to the predictions of different theoretical models for the density of  ${}^6\text{He}$  have been studied. It was shown that the more sophisticated Large-Scale Shell Model (LSSM) [44, 45] density of  ${}^6\text{He}$  is the most preferable one because it has led to a better agreement with the data. It was concluded in [40] that the use of the microscopic folding ReOP ( $V^F$ ) and the HEA ImOP ( $W^H$ ) has led to agreement with the data on  ${}^6\text{He}+p$  elastic scattering cross sections for 41.6 and 71 MeV/N. However, the data at lowest energy 25.2 MeV/N have been explained only on a qualitative level which is related to the limitations of using the HEA ImOP for energies around and less than 25 MeV/N. This has led to the necessity to reduce strongly the depth of HEA ImOP. It was shown in [40] that the OP in the form  $U_{opt} = N_R V^F + i N_I W^H$  with both  $V^F$  and  $W^H$  calculated microscopically and using only two free parameters  $N_R$  and  $N_I$  which renormalize the ReOP and ImOP depths can be reasonably applied to calculations of scattering cross sections at energies  $E_{inc} < 100$  MeV/N, such as 41.6 and 71 MeV/N.

In the present work we apply the developed approach to study the existing experimental data on  ${}^8\text{He}+p$  elastic scattering cross sections at incident energies less than 100 MeV/N. Various model densities of  ${}^8\text{He}$ , such as those obtained within the approach of Tanihata *et al.* [47], LSSM [44, 45] and the Jastrow correlation method (JCM) [61, 62] are used to calculate the OP's. We study the role of the spin-orbit terms and in addition to our previous study [40], we consider two more parameters  $N_R^{SO}$  and  $N_I^{SO}$  (when necessary) which renormalize the depths of

the real and imaginary parts of the SO potential, respectively. In addition, the nuclear surface effects are also studied by introducing an additional surface term in OP. This is related to investigations of the lowest energy limit of the applicability of the HEA OP in  ${}^8\text{He}+p$  elastic scattering. Also we pay attention to the energy dependence of the parameters  $N_R$  and  $N_I$  as well as to the respective volume integrals. We note the necessity to analyze the differential cross sections estimating simultaneously the values of the total reaction cross section. This would give an additional test of the various ingredients of the approach.

The theoretical scheme to calculate microscopically the real and imaginary parts of the OP, as well as the spin-orbit term is given in Section II. The results of the calculations of OP's and elastic scattering differential cross sections, including those from some methodical ones, and their discussion are given in Sec. III. The summary of the work and conclusions of the results are presented in Sec. IV.

## II. THEORETICAL SCHEME

### A. Direct and exchange parts of the real OP (ReOP)

Here we give briefly the main expressions for the real part of the nucleon-nucleus OP that is assumed to be a result of a single folding of the effective NN potential and the nuclear densities. It involves the direct and exchange parts (for more details, see, e.g. [41, 42, 43] and also [40]):

$$V^F(r) = V^D(r) + V^{EX}(r). \quad (1)$$

In Eq. (1) the direct part ( $V^D$ ) is composed of the isoscalar (IS) and isovector (IV) contributions, correspondingly:

$$V_{IS}^D(r) = \int \rho_2(\mathbf{r}_2) g(E) F(\rho_2) v_{00}^D(s) d\mathbf{r}_2, \quad (2)$$

$$V_{IV}^D(r) = \int \delta\rho_2(\mathbf{r}_2) g(E) F(\rho_2) v_{01}^D(s) d\mathbf{r}_2, \quad (3)$$

where  $\mathbf{s} = \mathbf{r} + \mathbf{r}_2$ ,

$$\rho_2(\mathbf{r}_2) = \rho_{2,p}(\mathbf{r}_{2,p}) + \rho_{2,n}(\mathbf{r}_{2,n}), \quad (4)$$

$$\delta\rho_2(\mathbf{r}_2) = \rho_{2,p}(\mathbf{r}_{2,p}) - \rho_{2,n}(\mathbf{r}_{2,n}). \quad (5)$$

In Eqs. (4) and (5)  $\rho_{2,p}(\mathbf{r}_{2,p})$  and  $\rho_{2,n}(\mathbf{r}_{2,n})$  are the proton and neutron densities of the target nucleus. In Eqs. (2) and (3) the energy dependence of the effective NN interaction is taken in the usually used form:

$$g(E) = 1 - 0.003E. \quad (6)$$

Also, for the NN potentials  $v_{00}^D$  and  $v_{01}^D$  we use the expression from [43] for the CDM3Y6-type of the effective interaction based on the solution of the equation for the  $g$ -matrix, in which the Paris NN potential has been used. The density dependence of the effective interaction is taken in the following form:

$$F(\rho) = C \left[ 1 + \alpha e^{-\beta \rho(\mathbf{r})} - \gamma \rho(\mathbf{r}) \right], \quad (7)$$

where  $C=0.2658$ ,  $\alpha=3.8033$ ,  $\beta=1.4099 \text{ fm}^3$ , and  $\gamma=4.0 \text{ fm}^3$ .

The isoscalar part of the exchange contribution to the ReOP has the form (see, e.g. [40]):

$$V_{IS}^{EX}(r) = g(E) \int \rho_2(\mathbf{r}_2, \mathbf{r}_2 - \mathbf{s}) F \left[ \rho_2 \left( \mathbf{r}_2 - \frac{\mathbf{s}}{2} \right) \right] \times v_{00}^{EX}(s) j_0[k(r)s] d\mathbf{r}_2, \quad (8)$$

where the density matrix  $\rho_2(\mathbf{r}_2, \mathbf{r}_2 - \mathbf{s})$  is usually approximated by the expression:

$$\rho_2(\mathbf{r}_2, \mathbf{r}_2 - \mathbf{s}) \simeq \rho_2 \left( \left| \mathbf{r}_2 - \frac{\mathbf{s}}{2} \right| \right) \hat{j}_1 \left[ k_{F,2} \left( \left| \mathbf{r}_2 - \frac{\mathbf{s}}{2} \right| \right) \cdot \mathbf{s} \right] \quad (9)$$

with

$$\hat{j}_1(x) = \frac{3}{x} j_1(x) = \frac{3}{x^3} (\sin x - x \cos x) \quad (10)$$

and  $v_{00}^{EX}(s)$  is the isoscalar part of the exchange contribution to the effective NN interaction. The local momentum  $k(r)$  of the incident nucleon in the field of the Coulomb and nuclear potential (ReOP) is [63]:

$$k^2(r) = \left( \frac{2m}{\hbar^2} \right) [E_{c.m.} - V_c(r) - V(r)] \left( \frac{1 + A_2}{A_2} \right). \quad (11)$$

Substituting Eq. (11) in Eq. (8) the iteration procedure was used to get the final result for the folding potential. One can see that in this procedure the required microscopic potential  $V(r)$  (that has to be calculated according to Eq. (1)) appears in the expression for  $k^2(r)$  [Eq. (11)] and, correspondingly, in the integrand of the integral in Eq. (8), i.e. in the expression for the exchange contribution to the OP. Thus, non-linearity effects occur as typical ingredients of the model and they have to be taken carefully into account. In our consideration, for the highest energy 73 MeV/N eight iterations and for the lowest one 15.7 MeV/N thirteen iterations were large enough in the calculations of the folding potentials.

In Eq. (9)  $k_{F,2}$  is the average relative momentum of a nucleon in a nucleus [63, 64]:

$$k_{F,2}(r) = \left\{ \frac{5}{3\rho} \left[ \tau(\rho) - \frac{1}{4} \nabla^2 \rho(r) \right] \right\}^{1/2}, \quad (12)$$

where we choose for the kinetic energy density  $\tau(\rho)$  the expression from the extended Thomas-Fermi approximation [65, 66]:

$$\frac{\tau(\rho)}{2} \simeq \tau_q(\rho_q) = \frac{3}{5} (3\pi^2)^{2/3} [\rho_q(r)]^{5/3} + \frac{|\nabla \rho_q(r)|^2}{36\rho_q(r)} + \frac{\nabla^2 \rho_q(r)}{3} \quad (13)$$

valid for each kind of particles  $q = n, p$ . It is shown in [40] how the isovector part of the exchange ReOP can be obtained.

## B. Density distributions of $^8\text{He}$

In the calculations of the OP's we use the following point-nucleon density distributions of  $^8\text{He}$ :

i) the Tanihata densities deduced in [47] by means of comparison of the measured total reaction cross section of  $^6,^8\text{He} + ^{12}\text{C}$  at 800A MeV with the respective expression from [67] derived in the framework of the optical limit of the Glauber theory:

$$\rho_{point}^X = \frac{2}{\pi^{3/2}} \left\{ \frac{1}{a^3} \exp \left[ - \left( \frac{r}{a} \right)^2 \right] + \frac{1}{b^3} \frac{(X-2)}{3} \left( \frac{r}{b} \right)^2 \exp \left[ - \left( \frac{r}{b} \right)^2 \right] \right\}. \quad (14)$$

Here  $X = Z, N$  and the parameter values of  $a$  and  $b$  can be determined from

$$a^2 = a^{*2} \left( 1 - \frac{1}{A} \right), \quad b^2 = b^{*2} \left( 1 - \frac{1}{A} \right), \quad (15)$$

where  $a^*=1.53 \text{ fm}$  and  $b^*=2.06 \text{ fm}$ ; hence  $a=1.43 \text{ fm}$  and  $b=1.93 \text{ fm}$  for  $^8\text{He}$ . So, the proton distribution is defined by the first term only, while an excess of neutrons is described by the additional second term. The rms radii of the point-proton and point-neutron densities of  $^8\text{He}$  are equal to 1.76 fm and 2.69 fm, correspondingly;

ii) the LSSM densities calculated in a complex  $4\hbar\omega$  shell model space [44, 45] using the Woods-Saxon (WS) basis of single-particle wave functions with realistic exponential asymptotic behavior;

iii) the densities obtained in [61, 62] with accounting for the NN central-type short-range Jastrow correlations.

## C. Optical potential within the high-energy approximation

In Ref. [40] the so-called complex HEA optical potential has been applied to explain the available data on the  $^6\text{He} + p$  elastic differential cross sections and energies less than 100 MeV/N. The HEA OP was derived in [48] on the basis of the eikonal phase inherent in the optical limit of the Glauber theory. Then, by means of this potential or taking only its imaginary part together with the folding real part of OP, the cross sections were calculated using the code DWUCK4 [68] for solving the Schrödinger equation. Thus, we don't apply the Glauber theory for calculating the scattering amplitude at relatively low energies but utilize the equivalent HEA OP to solve numerically the respective wave equation. In this case, the use of the ordinary Glauber theory leads to insuperable problems in performing integration in the eikonal phase mentioned in the Introduction. Indeed, there one should

take into account the distortion of the integration path along classical trajectories in the field of the Coulomb and nuclear potentials (see, e.g. [48, 55, 56, 57, 58, 59, 60]). At the same time, to calculate the HEA OP one can use the definition of the eikonal phase as an integral of the nucleon-nucleus potential over the trajectory of the straight-line propagation, and have to compare it with the corresponding Glauber expression for the phase in the optical limit approximation. Doing so, the HEA OP can be obtained as a folding of form factors of the nuclear density and the NN amplitude  $f_{NN}(q)$  [48, 49]:

$$U_{opt}^H = V^H + iW^H = -\frac{\hbar v}{(2\pi)^2}(\bar{\alpha}_{NN} + i)\bar{\sigma}_{NN} \times \int_0^\infty dq q^2 j_0(qr) \rho_2(q) f_{NN}(q). \quad (16)$$

In (16)  $\bar{\sigma}_{NN}$  and  $\bar{\alpha}_{NN}$  are, respectively, the NN total scattering cross section and the ratio of the real to imaginary parts of the forward NN scattering amplitude both averaged over the isospin of the nucleus. They both have been parametrized in [57, 69] as functions of energies in a wide range from 10 MeV to 1 GeV and also at energies lower than 10 MeV. The values of these quantities can also account for the in-medium effect by a factor from [70].

#### D. The spin-orbit term

Following Refs. [68, 71, 72] the expression for the spin-orbit contribution to the OP can be written in the form:

$$V_{LS}(r) = 2\lambda_\pi^2 \left[ V_0 \frac{1}{r} \frac{df_R(r)}{dr} + iW_0 \frac{1}{r} \frac{df_I(r)}{dr} \right] (\mathbf{l} \cdot \mathbf{s}), \quad (17)$$

where  $\lambda_\pi^2 = 2 \text{ fm}^2$  is the squared pion Compton wavelength,  $V_0$  and  $W_0$  are the real and imaginary parts of the microscopic OP at  $r=0$ , and  $f(r)$  is the form of the real  $[f_R(r)]$  and imaginary  $[f_I(r)]$  parts of the microscopic OP taken as WS forms  $f(r, R_R, a_R)$  and  $f(r, R_I, a_I)$ . In our calculations the parameters (half-radius  $R_R(R_I)$  and diffuseness  $a_R(a_I)$ ) are obtained by fitting the WS potential to the microscopically calculated real and imaginary contributions to the OP  $V(r)$  and  $W(r)$ .

### III. RESULTS AND DISCUSSION

In this Section we present the results of the calculations of the microscopic OP's and the respective  $^8\text{He}+p$  elastic scattering differential cross sections at energies  $E_{inc} < 100 \text{ MeV/N}$ . In principle, the OP's do not contain free parameters, but they depend on the density distribution of the target nucleus. This allows one to test advanced theoretical methods that give predictions for the density distribution. In the case of  $^8\text{He}$  we used the semi-empirical model of Tanihata [47], the large-scale

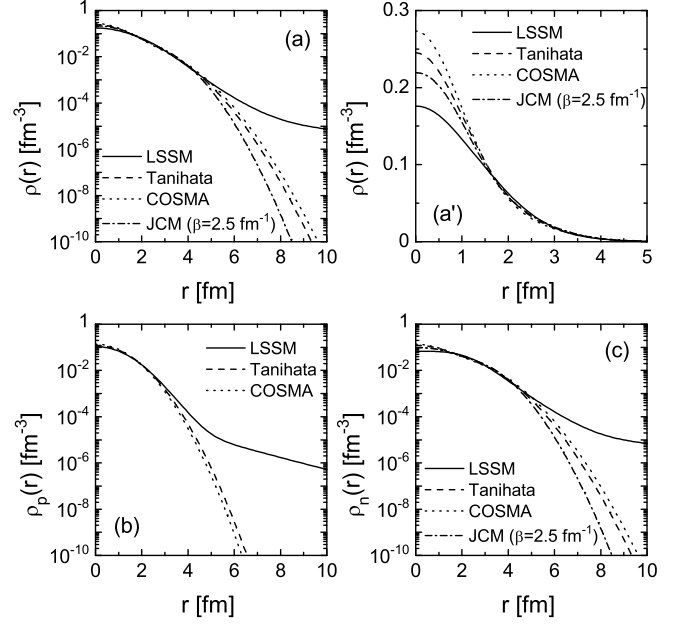


FIG. 1: Total ((a) and (a')), point-proton (b) and point-neutron (c) densities of  $^8\text{He}$  from the model of Tanihata [47], COSMA [20, 21], LSSM [44, 45] and JCM calculations [61, 62].

shell model [44, 45], as well as the results of the approach [61, 62] within the JCM. In Fig. 1 in logarithmic and linear scales are shown the proton  $\rho_p(r)$ , neutron  $\rho_n(r)$  and matter  $\rho(r)$  densities of  $^8\text{He}$  obtained in different models. Also, for comparison, the known COSMA densities [20, 21] are presented. We note that among them only the LSSM densities have a realistic exponential asymptotics, whereas the others have a Gaussian one. The results for the JCM densities are given for the value of the correlation parameter  $\beta=2.5 \text{ fm}^{-1}$  in the Jastrow correlation factor  $1 - e^{-\beta^2 r^2}$ , where  $r$  is the distance between neutrons. It was shown in Refs. [61, 62] that the inclusion of this factor causes a slight increase of the density in the central part of the nucleus. Simultaneously, as can be seen in Fig. 2, this leads to a small decrease of the depth of the imaginary part of OP in comparison with the case of the Tanihata density. In the same Figure we show as examples the real  $V^F$  and imaginary  $W^H$  parts of the  $^8\text{He}+p$  OP's for energies 15.7, 32 and 73 MeV/N calculated using different densities.  $V^F$  is calculated by a folding procedure and  $W^H$  within the HEA (see Section II). It is seen that the increase of the energy leads to reduced depths and slopes of ReOP and ImOP.

We calculated the  $^8\text{He}+p$  elastic scattering differential cross sections utilizing the program DWUCK4 [68] and using the microscopically obtained real  $V^F$  and imagi-

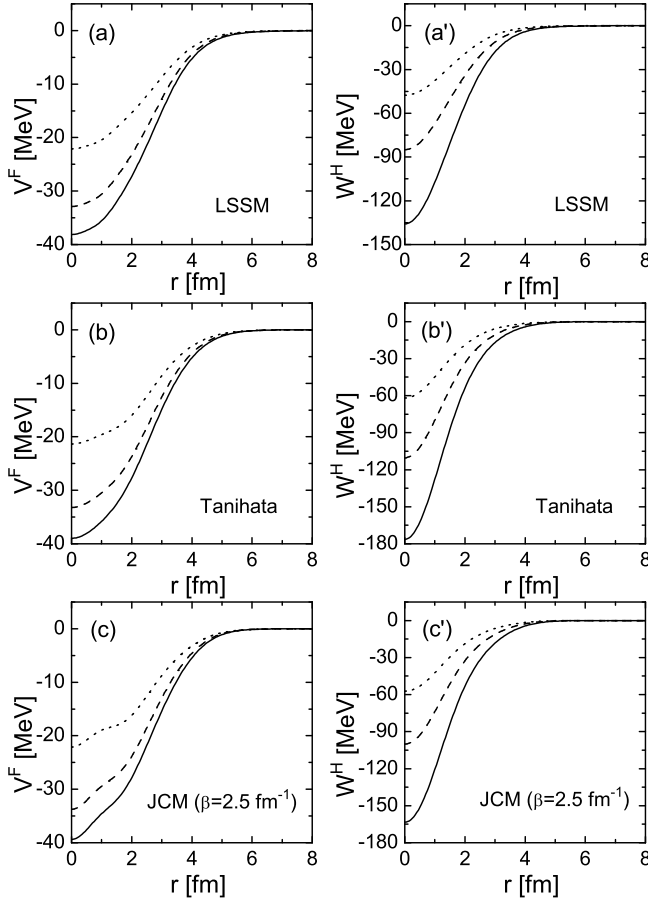


FIG. 2: Microscopic real part ( $V^F$ ) of OP ((a), (b) and (c)) and HEA imaginary part ( $W^H$ ) ((a'), (b') and (c')) calculated using the LSSM, Tanihata and JCM ( $\beta = 2.5 \text{ fm}^{-1}$ ) densities of  $^8\text{He}$  for energies  $E=15.7$  (solid lines), 32 (dashed lines) and 73 MeV/N (dotted lines).

nary  $W^H$  contributions to the optical potential:

$$\begin{aligned}
 U_{opt}(r) = & N_R V^F(r) + i N_I W^H(r) + \\
 & + 2\lambda_\pi^2 \left\{ N_R^{SO} V_0^F \frac{1}{r} \frac{df_R(r)}{dr} \right. \\
 & \left. + i N_I^{SO} W_0^H \frac{1}{r} \frac{df_I(r)}{dr} \right\} (1.s),
 \end{aligned} \quad (18)$$

where  $V_0^F$  and  $W_0^H$  are the depths of the SO optical potential obtained simultaneously with  $R_R(R_I)$  and  $a_R(a_I)$  from the approximation of the volume real and imaginary OP's by Woods-Saxon form.

So, further in the present work we consider the set of the  $N$  coefficients as parameters to be found out from comparisons with the experimental data. We consider such a model as the appropriate physical basis, which constraints the fitting procedure by the established model forms of searching potentials. We would like to emphasize here that in our work we do not aim a perfect agreement with the empirical data. In this sense, the introduction of the fitting parameters ( $N$ 's) related to the depths

of the different components of the OP's can be considered as a way to introduce a quantitative measure of the deviations of the predictions of our approach from the reality (e.g. the differences of  $N$ 's from unity for given energies, as can be seen below).

The discussion that follows is based on the fitting procedure, where the additionally introduced strength parameters  $N_R$ ,  $N_I$ ,  $N_R^{SO}$ ,  $N_I^{SO}$  are varied step by step. So, we start from the case  $N_R=N_I=1$ ,  $N_R^{SO}=N_I^{SO}=0$ , then fit successively both coefficients  $N_R$  and  $N_I$ , and after that the values of  $N_R^{SO}$  and  $N_I^{SO}$ . First, we give in Fig. 3 the results of our methodical calculations of the cross sections for different energies (15.7, 26, 32, 66 and 73 MeV/N) using the densities of  $^8\text{He}$  from LSSM, Tanihata and JCM approaches in the case when  $N_R=N_I=1$  and  $N_R^{SO}=N_I^{SO}=0$  (i.e. without spin-orbit interaction). It can be seen that the behavior of the cross sections for a given energy and interval of angles is weakly sensitive to the choice of the model for the density of  $^8\text{He}$ . In spite of this uncertainty we choose for the further applications the LSSM density since it has a realistic exponential behavior in the peripheral region of the nucleus.

The second methodical study is a test of the effect of Jastrow central short-range NN correlations on mechanism of the considered process of scattering. As known, the main parameter that governs the contribution of these correlations is  $\beta$ , and we change it in wide limits from  $2.5 \text{ fm}^{-1}$  to  $50 \text{ fm}^{-1}$ . It is seen in Fig. 4 that these changes result in an increase of the neutron density of about 2.5 times in the central part of  $^8\text{He}$  but this has no important effect on the calculated OP's and on the shape of the respective differential cross sections. Therefore, in the further calculations we do not account for the short-range correlation effects.

Later, as a next step, we allow the "depth" of each of the parts of the OP (18) in our semi-microscopic models to vary in order to find the optimal values of the parameters  $N_R$ ,  $N_I$ ,  $N_R^{SO}$  and  $N_I^{SO}$  by a fitting procedure to the available experimental data for the cross sections. In Fig. 5 we present the results of our calculations of  $^8\text{He}+p$  elastic scattering cross sections for various energies and the LSSM density with the fitted values of the parameters  $N_R$ ,  $N_I$ ,  $N_R^{SO}$  and  $N_I^{SO}$ . The values of these renormalization parameters are given in Table I together with the predicted total reaction cross sections. The results obtained using the values of the parameters from the first line of this Table for each energy are given by solid line in Fig. 5, while those from the second line for each energy are given by dashed line.

As is known, however, the problem of the ambiguity of the values of the parameters  $N$  arises when the fitting procedure is applied to a limited number of experimental data. For instance, in the case of the LSSM density, the values of  $N_R=1.0$  and  $0.9$ , and correspondingly  $N_I=0.236$  and  $0.1$  (with  $N_R^{SO}=0.107$  and  $N_I^{SO}=0.040$ ) lead to similar results in the case of 15.7 MeV/N. For  $E=32 \text{ MeV/N}$  the results are similar when  $N_R=1.0$ ,  $N_I=0.374$  and  $N_R=0.438$ ,  $N_I=0.036$ ; for  $E=66 \text{ MeV/N}$

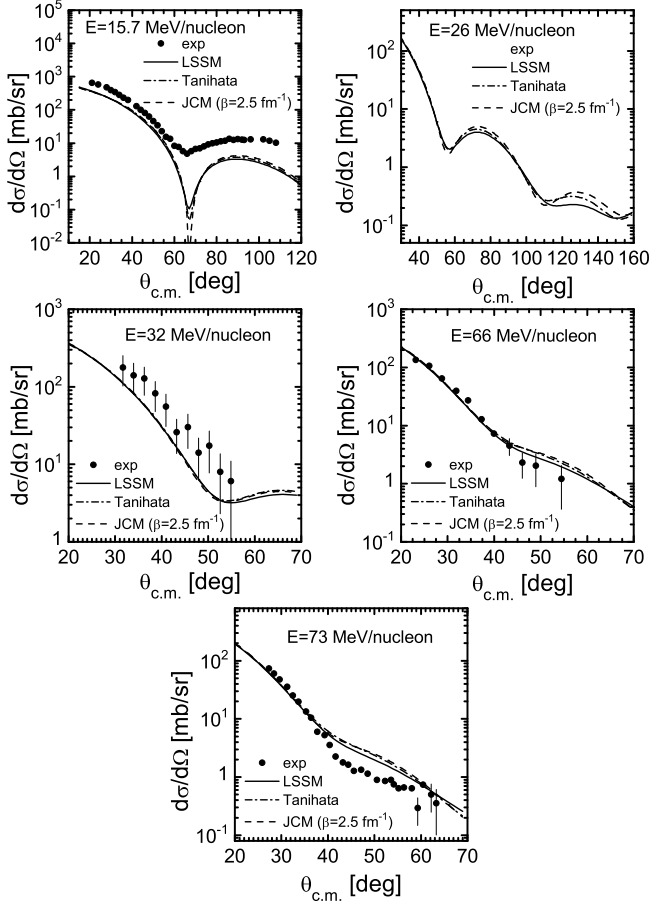


FIG. 3: The  $^8\text{He}+p$  elastic scattering cross sections at different energies calculated using  $U_{opt}$  [Eq. (18)] for values of the parameters  $N_R=N_I=1$  and  $N_R^{SO}=N_I^{SO}=0$ . The used densities of  $^8\text{He}$  are LSSM (solid line), Tanihata (dash-dotted line) and JCM ( $\beta=2.5 \text{ fm}^{-1}$ ) (dashed line). Experimental data are taken for 15.7 [12], 26 [2], 32 [10, 11], 66 [10, 11] and 73 MeV/N [10, 11, 13].

the results are similar when  $N_R=0.876$ ,  $N_I=0.071$  and  $N_R=0.854$ ,  $N_I=0.086$ ; for  $E=73 \text{ MeV/N}$  they are similar when  $N_R=0.875$ ,  $N_I=0.020$ ;  $N_R=0.869$ ,  $N_I=0.010$  (with  $N_R^{SO}=0.009$  and  $N_I^{SO}=0.002$ ). Our calculations produce similar results when using the Tanihata density. We note that in some cases it has been enough to vary only the volume part of the OP, i.e. the values of the parameters  $N_R$  and  $N_I$  without the spin-orbit parts of the OP. When all four parameters  $N$  are fitted the results for a given energy are similar, as already mentioned above. Thus, the problem to choose the most physical values of the parameters  $N$  arises. It is known that because the procedure of fitting belongs to the class of the ill-posed problems (see, e.g. Ref. [73]), it is necessary to impose some physical constraints on the choice of the set of parameters  $N$ . One of them is the total cross section of scattering and reaction. However, the corresponding values are missing at the energy interval considered in our work. To our knowledge, the total reaction cross section

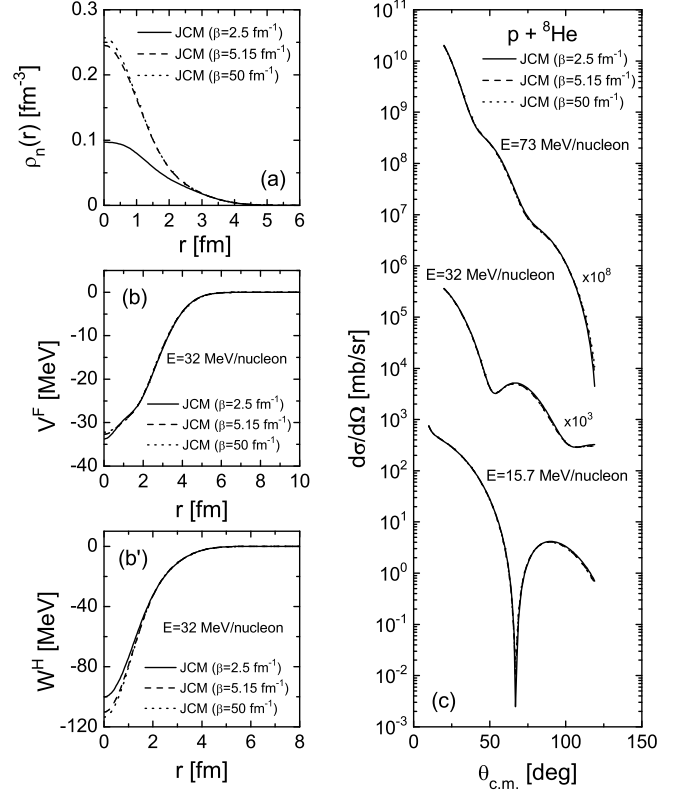


FIG. 4: Point-neutron density of  $^8\text{He}$  (a),  $V^F$  and  $W^H$  of OP ((b) and (b')) for energy  $E=32 \text{ MeV/N}$  and  $^8\text{He}+p$  elastic scattering cross sections (c) at energies  $E=15.7$ , 32 and 73 MeV/N calculated using JCM densities of  $^8\text{He}$  for three values of the correlation parameter  $\beta$ .

TABLE I: The renormalization parameters  $N_R$ ,  $N_I$ ,  $N_R^{SO}$  and  $N_I^{SO}$  obtained by fitting the experimental data in Fig. 5 in the case of LSSM density. The energies are in MeV/N and the total reaction cross sections  $\sigma_R$  are in mb.

$E$	$N_R$	$N_I$	$N_R^{SO}$	$N_I^{SO}$	$\sigma_R$
15.7	1.0	0.236	0	0	603.6
15.7	0.9	0.1	0.107	0.040	693
26	0.422	0.104	0.090	0.010	275.11
26	0.439	0.144	0.087	0.023	377.22
32	0.438	0.036	0.096	0	71.9
32	1.0	0.374	0	0	419.5
66	0.876	0.071	0	0	55.7
66	0.854	0.086	0	0	65.9
73	0.875	0.02	0	0	1.48
73	0.869	0.01	0.010	0.002	1.22

$\sigma_R$  of  $^8\text{He}+p$  process is known only at energy 670 MeV and it is about 200 mb [14].

Another physical criterion that has to be imposed on the choice of the values of the parameters  $N$  is the be-

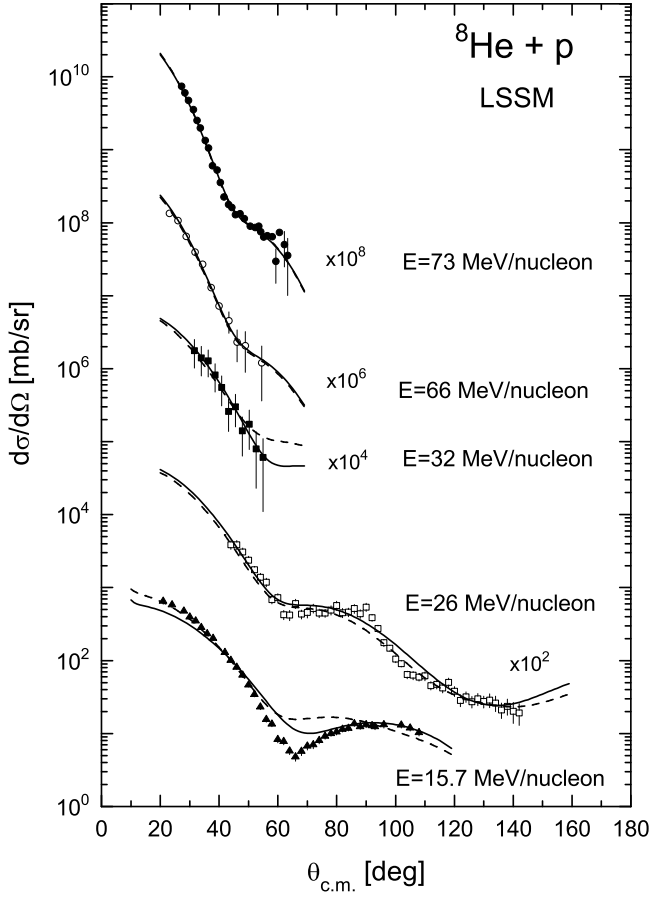


FIG. 5: The  ${}^8\text{He}+p$  elastic scattering cross sections at different energies calculated using  $U_{opt}$  [Eq. (18)] for various values of the renormalization parameters  $N_R$ ,  $N_I$ ,  $N_R^{SO}$  and  $N_I^{SO}$  (presented in Table I) giving the best agreement with the data. The used density of  ${}^8\text{He}$  is LSSM. Experimental data are taken for 15.7 [12], 26 [2], 32 [10, 11], 66 [10, 11] and 73 MeV/N [10, 11, 13].

havior of the volume integrals [41]

$$J_V = \frac{4\pi}{A} \int dr r^2 [N_R V^F(r)], \quad (19)$$

$$J_W = \frac{4\pi}{A} \int dr r^2 [N_I W^H(r)] \quad (20)$$

as functions of the energy.

It has been pointed out (see, e.g. Romanovsky *et al.* [74] and references therein) that the values of the volume integral  $J_V$  decrease with the increase of the energy in the interval  $0 < E < 100$  MeV/N, while  $J_W$  is almost constant in the same interval. Imposing this behavior of  $J_V$  and  $J_W$  on our OP's (i.e. on their "depth" parameters  $N_R$  and  $N_I$ ), we obtain by the fitting procedure the values of the parameters given in Table II.

The results of the calculations of the cross sections are presented in Fig. 6 for the case of the LSSM density together with the volume integrals  $J_V$  and  $J_W$  as functions of the energy. The results obtained using the values of the

TABLE II: The parameters  $N_R$ ,  $N_I$ ,  $N_R^{SO}$  and  $N_I^{SO}$ , the volume integrals  $J_V$  and  $J_W$  (in MeV.fm<sup>3</sup>) as functions of the energy  $E$  (in MeV/N) (selected in correspondence to the behavior shown in Fig. 6(b,c)), and the total reaction cross sections  $\sigma_R$  (in mb) for the  ${}^8\text{He}+p$  scattering in the case of LSSM density (the results of the fit are shown in Fig. 6(a)).

$E$	$N_R$	$N_I$	$N_R^{SO}$	$N_I^{SO}$	$J_V$	$J_W$	$\sigma_R$
15.7	0.630	0.064	0.139	0.070	411.1	58.6	722.0
15.7	0.630	0.052	0.166	0.057	411.1	47.6	701.2
26	0.644	0.128	0.035	0.026	377.7	84.35	381.2
32	0.648	0.120	0.062	0.022	358.3	69	302.7
66	0.852	0.131	0	0	344.2	45	95.2
73	0.869	0.090	0.004	0	330.0	29	60.9
73	0.869	0.063	0.010	0	330.0	20.25	43.9

parameters from the first line of Table II for the energies 15.7 and 73 MeV/N are given by solid line in Fig. 6(a), while those from the second line for these energies are given by dashed line. In comparison to the data in Table I one can see that the total reaction cross sections decrease monotonically with the energy increased. Also, we reach the smooth change of the values of the volume integrals with the energy increase. Moreover, with the energy increase one sees the monotonic increase of the renormalization coefficients  $N_R$  of the volume real part of OP together with an "average" decreasing of  $N_I$  inherent in the imaginary part of OP. Almost a regular behavior is obtained for the spin-orbit correction coefficients  $N_R^{SO}$  and  $N_I^{SO}$ . So, the  $N_R$  coefficient is going to 1 in coincidence with a general conception of a folding procedure. But the obtained small values of  $N_I$  and problems with the fitting of our OP at low energies deserves a special attention.

It is known that the fitting of the phenomenological OP's to the data of proton scattering on light nuclei leads to "shallow" imaginary parts of the OP's whose depths are sufficiently smaller than that of the real part of the OP. This has been observed in our previous works [40, 75] for the case of  ${}^6\text{He}+p$  elastic scattering. This is the case also in our present calculations. Another remark is connected with the difficulties in the description of the cross sections at low energies. In this case we cannot fit the data using only the volume form of OP. Instead, if one adds the contribution of a surface part of OP, then a better agreement with the data can be achieved. We would like to remind that such an admixture had been used in the earlier applications of the phenomenological OP (see, e.g. [72]).

For this reason we consider also the contribution of the surface potential:

$$U'_{opt}(r) = U_{opt}(r) - i4aN_S \frac{dV^F(r)}{dr}, \quad (21)$$

where the first term in the right-hand side is the expression for the OP given by Eq. (18) (in which the ImOP

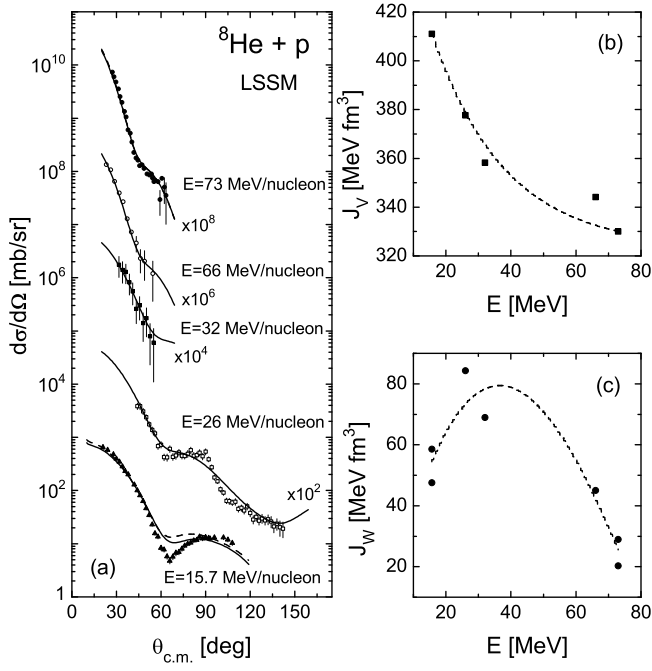


FIG. 6: The  $^8\text{He}+p$  elastic scattering cross sections (a) at different energies using LSSM density of  $^8\text{He}$  and parameters from Table II. Experimental data are taken for 15.7 [12], 26 [2], 32 [10, 11], 66 [10, 11] and 73 MeV/N [10, 11, 13]. The obtained values of the volume integrals  $J_V$  (b) and  $J_W$  (c) (given by points) are shown as functions of the incident energy, while the dashed lines give the trend of this dependence.

is taken in the form of  $V^F(r)$  and the second term is responsible for the surface effects. We would like to note that, in particular, for the lowest incident energy, the combination of the microscopically folded real and imaginary parts in the form of  $V^F$  is more appropriate. In Eq. (21)  $a$  is the diffuseness parameter of  $V^F(r)$  fitted by WS form.

We present in Fig. 7(a) our results for both the volume and all components of the imaginary part of the potential  $U'_{opt}(r)$  and in Fig. 7(b) for the cross section in the case of  $E=15.7$  MeV/N obtained using the LSSM density of  $^8\text{He}$ . The calculations are performed by fitting the strength parameters  $N_R$ ,  $N_I$ ,  $N_R^{SO}$ ,  $N_I^{SO}$  entering Eqs. (18) and (21) and the depth parameter  $N_S$  of the surface term of the OP [Eq. (21)]. In this case  $N_R=1.078$ ,  $N_I=0.036$ ,  $N_R^{SO}=N_I^{SO}=0$ ,  $N_S=0.207$ ,  $a=0.686$  fm,  $\sigma_R=791.1$  mb. It is seen from Fig. 7 that the inclusion of the surface contribution to the imaginary part of the OP improves the agreement with the experimental data, especially for small angles and in the region of the cross section minimum. Obviously, for more successful description of the cross sections at low energies (15.7 and 26 MeV/N) our method has to be modified and improved by an inclusion of virtual excitations of inelastic and decay channels of the reactions.

From the results presented in this Section one can see

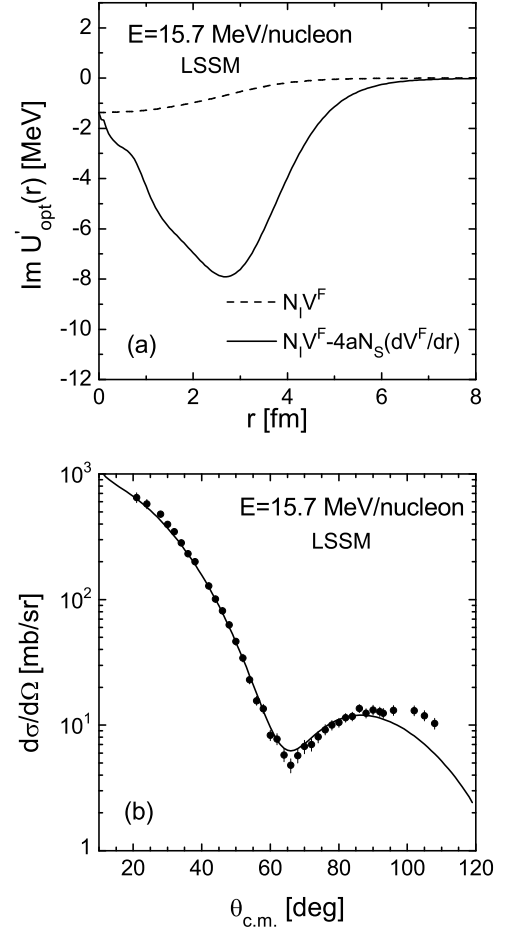


FIG. 7: (a) Volume (dashed line) and total (solid line) imaginary parts of the OP  $U'_{opt}(r)$  [Eq. (21)] calculated using the LSSM density of  $^8\text{He}$  for energy  $E=15.7$  MeV/N; (b) The  $^8\text{He}+p$  elastic scattering cross section at energy  $E=15.7$  MeV/N using LSSM density of  $^8\text{He}$  with fitted values of  $N_R$ ,  $N_I$ ,  $N_R^{SO}$ ,  $N_I^{SO}$  and  $N_S$  given in the text. Experimental data are taken from [12].

that a notable renormalization of the imaginary parts of the microscopic OP and the necessity of its shape correction at lower energies are needed for a reliable explanation of the data. In this connection one should remind that both the folding and HEA potentials have the same physical origin, namely, they are one-particle folding potentials, and thus they do not account for more complicated dynamical processes. We have already mentioned the role of the inelastic and breakup channels. In the last years many works have appeared where amplitudes of these processes were calculated within the distorted wave approximation and also by using the coupled channel methods. The latter provide a way of estimating the elastic scattering cross sections, too (see, e.g. [76] and references therein). On the other hand, if one considers the elastic channel itself, the general and formally established concept of the Feshbach theory [77] can give us a basis for the following qualitative physical suggestion.

Indeed, in this theory the elastic scattering potential is composed of two parts, the bare potential composed from one-particle matrix elements and the so-called dynamical polarization potential. Then, transforming this concept onto our model of OP, one can suppose that the bare OP is the microscopically calculated  $V_{sp} = V^F + iW^H$  potential having the strength  $N_{R,I} \cong 1$ . And the rest part  $V_{pol} \cong V_{fit} - V_{sp}$ , being the difference between the fitted OP and  $V_{sp}$  may be identified with a polarization potential. In the framework of this outline of the scattering mechanism one can compare, for example, the imaginary part  $W_{pol}$  with the imaginary part  $W_{breakup}$  obtained by fitting the breakup cross sections with the respective experimental data (see, e.g. [78]) to make conclusions on the contributions of the breakup channel to the whole picture of scattering. In fact, it is seen in Fig. 7 a broad minimum of the  $\text{Im}U'_{opt}(r)$  around  $r=2.6$  fm which illustrates qualitatively the strong effect of the breakup channel on the elastic scattering cross section.

#### IV. SUMMARY AND CONCLUSIONS

The results of the present work can be summarized as follows:

i) The optical potentials and cross sections of  $^8\text{He}+p$  elastic scattering were calculated at the energies of 15.7, 26.25, 32, 66 and 73 MeV/N and comparison with the available experimental data was performed.

(a) The direct and exchange parts of the real OP ( $V^F$ ) were calculated microscopically using the folding procedure and density dependent M3Y (CDM3Y6-type) effective interaction based on the Paris NN potential.

(b) The imaginary part of the OP ( $W^H$ ) was calculated using the high-energy approximation.

(c) Three different model densities of protons and neutrons in  $^8\text{He}$  were used in the calculations: the Tanihata densities [47], the LSSM densities [44, 45] and the densities obtained in an approach [61, 62] with accounting for the central-type NN short-range Jastrow correlations.

(d) The spin-orbit contribution to the OP was also included in the calculations.

(e) The  $^8\text{He}+p$  elastic scattering differential cross sections and total reaction cross sections were calculated using the program DWUCK4 [68].

ii) The density and energy dependence of the effective NN interaction were studied. It was shown that the behavior of the cross sections for given energies and interval of angles is weakly sensitive to the choice of the model for the  $^8\text{He}$  density. The further calculations of the cross sections were performed using the LSSM density since it has a realistic exponential behavior in a peripheral region

of the nucleus.

iii) It was shown that the effects of the Jastrow central short-range NN correlations on the OP's and on the shape of differential cross sections are weak.

iv) We note that the regularization of the OP's used in this work by the introduction of the fitting parameters ( $N$ 's) can serve as a quantitative test of our method, but not as a tool to obtain a best agreement with the experimental data. The problem of the ambiguity of the values of the parameters  $N_R$ ,  $N_I$ ,  $N_R^{SO}$ ,  $N_I^{SO}$  (that give the “depth” of each component of the OP) when the fitting procedure is applied to a limited number of experimental data is considered. It was shown that, generally, at energies  $E > 20$  MeV/N a good agreement with the experimental data for the differential cross sections can be achieved by varying mainly the volume part of the OP neglecting the SO contribution. A physical criterion imposed in our work on the choice of the values of the parameters  $N$  was the known behavior (e.g. [74]) of the volume integrals  $J_V$  and  $J_W$  as functions of the incident energy in the interval  $0 < E_{inc} < 100$  MeV/N. Another criterion is related to the values of the total cross section of scattering and reaction. However, the corresponding empirical data for these values are missing at the energy interval considered in our work.

v) It was shown that the difficulties arising in the explanation of the  $^8\text{He}+p$  cross sections at lower energies (e.g. 15.7 and 26.25 MeV/N) lead to the necessity to account for the effects of the nuclear surface (and, correspondingly, of the diffuse region of the OP). For this reason we included in the cross section calculations the surface component of the OP and applied it to the case of  $E=15.7$  MeV/N. In our opinion, the account of the latter can be considered as an imitation of the breakup channel effects. A more successful explanation of the cross section at low energies could be given by inclusion of polarization contributions due to virtual excitations of inelastic and decay channels of the reactions.

#### Acknowledgments

The work is partly supported on the basis of the Project from the Agreement for co-operation between the INRNE-BAS (Sofia) and JINR (Dubna) and from the Agreement between BAS and Aristotle University of Thessaloniki. Three of the authors (D.N.K., A.N.A. and M.K.G.) are grateful for the support of the Bulgarian Science Fund under Contracts Nos. 02-285 and  $\Phi$ -1501. The authors E.V.Z. and K.V.L. thank the Russian Foundation for Basic Research (Grant No. 09-01-00770) for the partial support.

- 
- [1] G. M. Ter-Akopian *et al.*, Phys. Lett. **B426**, 251 (1999).  
 [2] G. M. Ter-Akopian *et al.*, in *Fundamental Issues in El-*

*ementary*, Proceedings of the Symposium in honor and memory of Michael Danos, Bad Honnef, Germany, 2000,

- ed. by W. Greiner (E P Systema, Debrecen, 2001), p.371.
- [3] R. Wolski *et al.*, JINR Preprint E15-98-284, Dubna, 1998; Phys. Lett. **B467**, 8 (1999); S. Stepantsov *et al.*, Phys. Lett. **B542**, 35 (2002).
  - [4] L. Giot *et al.*, Nucl. Phys. **A738**, 426 (2004).
  - [5] K. Rusek, K. W. Kemper, and R. Wolski, Phys. Rev. C **64**, 044602 (2001).
  - [6] V. Lapoux *et al.*, Phys. Lett. **B517**, 18 (2001).
  - [7] M. D. Cortina-Gil *et al.*, Nucl. Phys. **A616**, 215c (1997).
  - [8] A. Lagoyannis *et al.*, Phys. Lett. **B518**, 27 (2001).
  - [9] M. D. Cortina-Gil *et al.*, Phys. Lett. **B371**, 14 (1996).
  - [10] A. A. Korshennikov *et al.*, Nucl. Phys. **A 616**, 189c (1997).
  - [11] A. A. Korshennikov *et al.*, Nucl. Phys. **A617**, 45 (1997).
  - [12] F. Skaza *et al.*, Phys. Lett. **B619**, 82 (2005).
  - [13] A. A. Korshennikov *et al.*, Phys. Lett. **B316**, 38 (1993).
  - [14] G. D. Alkhazov *et al.*, Nucl. Phys. **A712**, 269 (2002).
  - [15] P. Egelhof, Prog. Part. Nucl. Phys. **46**, 307 (2001).
  - [16] P. Egelhof, Eur. Phys. J. **A15**, 27 (2002).
  - [17] S. R. Neumaier *et al.*, Nucl. Phys. **A712**, 247 (2002).
  - [18] P. Egelhof, O. Kisselev, G. Münzenberg, S. R. Neumaier, and H. Weick, Phys. Scr. **104**, 151 (2003) (and references therein).
  - [19] L. L. Chulkov, C. A. Bertulani, and A. A. Korshennikov, Nucl. Phys. **A587**, 291 (1995).
  - [20] M. V. Zhukov *et al.*, Phys. Rep. **231**, 151 (1993).
  - [21] M. V. Zhukov, A. A. Korshennikov, and M. H. Smedberg, Phys. Rev. C **50**, R1 (1994).
  - [22] M. Avrigeanu, G. S. Anagnostatos, A. N. Antonov, and J. Giapitzakis, Phys. Rev. C **62**, 017001 (2000).
  - [23] M. Avrigeanu, G. S. Anagnostatos, A. N. Antonov, and V. Avrigeanu, Int. J. Mod. Phys. **E11**, 249 (2002).
  - [24] M. Avrigeanu, A. N. Antonov, H. Lenske, and I. Stetcu, Nucl. Phys. **A693**, 616 (2001).
  - [25] P. J. Dortmans, K. Amos, S. Karataglidis, and J. Raynal, Phys. Rev. C **58**, 2249 (1998).
  - [26] S. Karataglidis, B. A. Brown, K. Amos, and P. J. Dortmans, Phys. Rev. C **55**, 2826 (1997).
  - [27] K. Amos, W. A. Richter, S. Karataglidis, and B. A. Brown, Phys. Rev. Lett. **96**, 032503 (2006).
  - [28] P. K. Deb, B. C. Clark, S. Hama, K. Amos, S. Karataglidis, and E. D. Cooper, Phys. Rev. C **72**, 014608 (2005).
  - [29] P. K. Deb, K. Amos, S. Karataglidis, M. B. Chadwick, and D. G. Madland, Phys. Rev. Lett. **86**, 3248 (2001).
  - [30] P. K. Deb and K. Amos, Phys. Rev. C **67**, 067602 (2003).
  - [31] K. Amos, P. J. Dortmans, H. V. von Geramb, and J. Rainal, Adv. Nucl. Phys. **25**, 275 (2000).
  - [32] H. F. Arellano and M. Girod, Phys. Rev. C **76**, 034602 (2007).
  - [33] R. Crespo, J. A. Tostevin, and R. C. Johnson, Phys. Rev. C **51**, 3283 (1995).
  - [34] R. C. Johnson, J. S. Al-Khalili, and J. A. Tostevin, Phys. Rev. Lett. **79**, 2771 (1997).
  - [35] J. A. Christley, J. S. Al-Khalili, J. A. Tostevin, and R. C. Johnson, Nucl. Phys. **A624**, 275 (1997).
  - [36] R. Crespo and R. C. Johnson, Phys. Rev. C **60**, 034007 (1999).
  - [37] N. C. Summers, J. S. Al-Khalili, and R. C. Johnson, Phys. Rev. C **66**, 014614 (2002).
  - [38] J. S. Al-Khalili, R. Crespo, R. C. Johnson, A. M. Moro, and I. J. Thompson, Phys. Rev. C **75**, 024608 (2007).
  - [39] M. Rodríguez-Gallardo, J. M. Arias, J. Gómez-Camacho, R. C. Johnson, A. M. Moro, I. J. Thompson, and J. A. Tostevin, Eur. Phys. J. Special Topics **150**, 51 (2007).
  - [40] K. V. Lukyanov, V. K. Lukyanov, E. V. Zemlyanaya, A. N. Antonov, and M. K. Gaidarov, Eur. Phys. J. **A33**, 389 (2007).
  - [41] R. J. Satchler and W. G. Love, Phys. Rep. **55**, 183 (1979); R. J. Satchler, *Direct Nuclear Reactions* (Clarendon, Oxford, 1983).
  - [42] D. T. Khoa and W. von Oertzen, Phys. Lett. **B304**, 8 (1993); *ibid* **B342**, 6 (1995); D. T. Khoa, W. von Oertzen, and H. G. Bohlen, Phys. Rev. C **49**, 1652 (1994); D. T. Khoa, W. von Oertzen, and A. A. Ogloblin, Nucl. Phys. **A 602**, 98 (1996); D. T. Khoa and H. S. Than, arXiv:nucl-th/0502059; O. M. Knyaz'kov, Sov. J. Part. Nuclei **17**, 165 (1986).
  - [43] D. T. Khoa and G. R. Satchler, Nucl. Phys. **A6**, 3 (2000).
  - [44] S. Karataglidis, P. J. Dortmans, K. Amos, and C. Bennhold, Phys. Rev. C **61**, 024319 (2000).
  - [45] K. Amos, in Proc. 9th Conf. Nuclear Reaction Mechanisms, Varenna, Italy, June 2000, ed. by E. Gadioli (Ricerca Scientifica, Milano, 2000), p.51.
  - [46] N. Anantaraman, H. Toki, and G. Bertsch, Nuc. Phys. **A398**, 279 (1983).
  - [47] I. Tanihata, Phys. Lett. **B289**, 261 (1992) (and references therein).
  - [48] K. V. Lukyanov, E. V. Zemlyanaya, and V. K. Lukyanov, Phys. At. Nucl. **69**, 240 (2006).
  - [49] P. Shukla, Phys. Rev. C **67**, 054607 (2003).
  - [50] R. J. Glauber, *Lectures in Theoretical Physics* (New York, Interscience, 1959), p.315.
  - [51] A. G. Sitenko, Ukr. Fiz. Zh, **4**, 152 (1959).
  - [52] W. Czyż and L. C. Maximon, Ann. Phys. (N.Y.) **52**, 59 (1969).
  - [53] R. F. Casten and B. M. Sherrill, Prog. Part. Nucl. Phys. **45**, S171 (2000).
  - [54] G. D. Alkhazov *et al.*, Phys. Rev. Lett. **78**, 2313 (1997).
  - [55] K. M. De Vries and J. C. Peng, Phys. Rev. C **22**, 1055 (1980).
  - [56] A. Vitturi and F. Zardi, Phys. Rev. C **36**, 1404 (1987).
  - [57] S. Charagi and G. Gupta, Phys. Rev. C **41**, 1610 (1990); **46**, 1982 (1992).
  - [58] S. Charagi and G. Gupta, Phys. Rev. C **56**, 1171 (1997).
  - [59] A. de Vismes, P. Roussel-Chomaz, and F. Carstoiu, Phys. Rev. C **62**, 064612 (2000).
  - [60] D. M. Brink and G. R. Satchler, J. Phys. **G7**, 43 (1981).
  - [61] S. E. Massen and Ch. C. Moustakidis, Phys. Rev. C **60**, 024005 (1999).
  - [62] Ch. C. Moustakidis and S. E. Massen, Phys. Rev. C **64**, 014314 (2000).
  - [63] D. T. Khoa, E. Khan, G. Coló, and N. Van Giai, Nucl. Phys. **A706**, 61 (2002).
  - [64] X. Campy and A. Bouyssy, Phys. Lett. **B73**, 263 (1978).
  - [65] P. Ring and P. Schuck, *The nuclear many-body problem*, (Springer-Verlag, New-York), 1980, p.542.
  - [66] D. T. Khoa, Phys. Rev. C **63**, 034007 (2001).
  - [67] P. J. Karol, Phys. Rev. C **11**, 1203 (1975).
  - [68] P. D. Kunz and E. Rost, *Computational Nuclear Physics*, v.2, ed. by K. Langanke *et al.*, (Springer-Verlag, New York, 1993), p.88.
  - [69] P. Shukla, arXiv: nucl-th/0112039.
  - [70] C. Xiangzhow, F. Jun, S. wenqing, M. Yugang, W. Jiansong, and Y. Wei, Phys. Rev. C **58**, 572 (1998).
  - [71] F. D. Becchetti, Jr. and G. W. Greenless, Phys. Rev. **182**, 1190 (1969).

- [72] A. J. Koning and J. P. Delaroche, Nucl. Phys. **A713**, 231 (2003).
- [73] A. N. Tikhonov and V. Y. Arsenin, *Solutions of Ill-Posed Problems*, (V. H. Winston and Sons, Wiley, New York, 1977).
- [74] E. A. Romanovsky *et al.*, Bulletin of the Russian Academy of Sciences: Physics **62**, No.1, 150 (1998)
- [75] K. V. Lukyanov, E. V. Zemlyanaya, V. K. Lukyanov, A. N. Antonov, and M. K. Gaidarov, Bulletin of the Russian Academy of Sciences: Physics **72**, No.6, 854 (2008).
- [76] A. S. Denikin, V. I. Zagrebaev, and P. Descouvemont, Phys. Rev. C **79**, 024605 (2009).
- [77] H. Feshbach, Ann. Phys. (New York) **5**, 357 (1958).
- [78] A. Ingemarsson, B. R. Karlsson, and R. Shyam, Phys. Rev. C **65**, 054604 (2002).