

Reordering Columns for Smaller Indexes

Daniel Lemire^{a,*}, Owen Kaser^b

^a*LICEF, Université du Québec à Montréal (UQAM), 100 Sherbrooke West, Montreal, QC, H2X 3P2 Canada*

^b*Dept. of CSAS, University of New Brunswick, 100 Tucker Park Road, Saint John, NB, Canada*

Abstract

Column-oriented indexes—such as projection or bitmap indexes—are compressed by run-length encoding to reduce storage and increase speed. Sorting the tables improves compression. On realistic data sets, permuting the columns in the right order before sorting can reduce the number of runs by a factor of two or more. Unfortunately, determining the best column order is NP-hard. For many cases, we prove that the number of runs in table columns is minimized if we sort columns by increasing cardinality. Yet—maybe surprisingly—we must sometimes maximize the number of runs to minimize the index size. Experimentally, sorting based on Hilbert space-filling curves is poor at minimizing the number of runs.

Key words: Data Warehousing, Indexing, Compression, Gray codes

1. Introduction

Many database queries have low selectivity. In these instances, column-oriented indexes such as projection, bit-sliced [1, 2] and bitmap indexes [3] might be preferable [4]. These indexes are often compressed using run-length encoding (RLE). Other data organization models benefit from column-oriented RLE compression such as the decomposition storage model [5] used by column stores [6–11] and the Partition Attributes Across (PAX) [12] model.

We wish to order the rows to generate faster and smaller column-oriented indexes. Sorting reduces the number of *column runs*—the sequences of identical values within rows [13]. But, is minimizing the number of column runs always desirable when using RLE? Is lexicographic sorting the best heuristic, or should we use more sophisticated alternatives?

Adabi et al. recommend lexicographic sorting with “low cardinality columns serv[ing] as the leftmost sort orders” [13]. We want to justify this empirical recommendation. To do so, we define a new class of orders: recursive orders

*Corresponding author. Tel.: 00+1+514 987-3000 ext. 2835; fax: 00+1+514 843-2160.

Email addresses: lemire@acm.org (Daniel Lemire), o.kaser@computer.org (Owen Kaser)

include lexicographic and Gray-code orders, with all possible column orderings. For uniformly distributed tables, we show that sorting lexicographically with the columns in increasing cardinality is asymptotically optimal—for large column cardinalities—among recursive orders. For lexicographic and reflected Gray-code orders, we show how to prove that ordering the columns in increasing cardinality is optimal. Indeed, we reduce the problems to proving that families of polynomials have no root in the interval $(0, 1)$ —which can be verified one polynomial at a time with a computer algebra system. Otherwise—for skewed distributions—the cardinality is insufficient to determine the best column order. Yet, we derive a bound on the suboptimality of sorting by a recursive order for the problem of minimizing the number of runs. With this analytical bound, we show that for several realistic tables, recursive ordering is 3-optimal or better as long as the columns are ordered in increasing cardinality.

We also make the following secondary contributions:

- We prove that it is NP-hard to determine the optimal column ordering for lexicographic ordering.
- We prove that it is sometimes necessary to *maximize* the number of runs—by ordering the columns in decreasing cardinality—to minimize the compressed index sizes.
- We show that an order based on Hilbert space-filling curves [14] is not competitive to minimize the number of runs.

2. Modelling RLE compression

RLE compresses long runs of identical values: it replaces any run by the number of repetitions followed by the value being repeated. For example, the sequence 11111000 becomes 5–1, 3–0. In column-oriented databases, RLE makes many queries faster: sum, average, median, percentile, and arithmetic operations over several columns [2].

There are many variations on RLE:

- Counter values can be stored using fixed-length counters. In this case, any run whose length exceeds the capacity of the counter is stored as multiple runs. For example, Adabi et al. [13] use a fixed number of bits for the tuple’s value, start position, and run length. We can also use variable-length counters [15] or quantized codes [16].
- When values are represented using fewer bits than the counter values, we may add the following convention: a counter is only present after the same value is repeated twice.
- In the same spirit, we may use a single bit to indicate whether a counter follows the current value. This is convenient if we are transmitting 7-bit ASCII characters using 8-bit words [17, 18].

Table 1: Some cost models for column-oriented indexes: r_i is the number of runs, N_i is the cardinality of column i whereas n is the number of rows.

| cost model | formula | applicability |
|--------------|---------------------------------|-----------------------|
| RUNCOUNT | $\sum_{i=1}^c r_i$ | simple bitmap indexes |
| FIBRE(x) | $\sum_{i=1}^c r_i \log N_i n^x$ | projection indexes |

- It might be inefficient to store short runs using value-counter pair. Hence, we may leave short runs uncompressed (BBC [19], WAH [20] or EWAH [21]).
- Both the values and the counters have some statistical distributions. If we know these distributions, more efficient encodings are possible by combining statistical compression with RLE—such as Golomb coding [22]. Moreover, if we expect the values to appear in some specific order, we can store a delta instead of the actual value [23]. For example, the list of values 00011122, can be coded as the (differed-values,counter) pairs (1,3)(1,3), (1,2). This can be used to enhance compression further.
- To support binary search within an RLE array, we may store not only the value and the repetition count, but also the location of the run [17, 24, 25], or we may use a B-tree [26].
- Instead of compressing the values themselves, we may compress their bits. In bitmap indexes, for any given column, several bitmaps can be individually compressed by RLE.

It would be futile to attempt to analyze mathematically all possible applications of RLE to database indexes. Instead, we propose a few models that are both simple and realistic (see Table 1¹).

In a (simple) bitmap index over a column, each run generates exactly one run of ones in a bitmap [21]. Hence, if there are r runs in the column, then the bitmaps have $2(r-1) + 1 + (N-1) = 2r + N - 2$ runs (of either zeroes or ones). Assuming that we are using $\log n$ -bit counters, then the total RLE storage cost is no more than $(2r + N - 2) \log n$. (We need only store counters: values alternate between 0 and 1.) Because $(N - 2) \log n$ is a constant factor—it is independent of the number of runs—we can ignore it for modelling purposes. Similarly, we can discard the $\log n$ factor. The cost measure r is called RUNCOUNT (see Fig. 1). When there are several columns, we sum the cost of each column, and this equates with the “number of output fields” cost used with difference coding [27, 28].

A projection index [2] materializes all values of a column. Given a column made of N different values, we can code the value using $\lceil \log N \rceil$ -bits by bit compaction [29]. With $\log n$ -bit counters, the cost of each run is $\log N + \log n = \log Nn$. The total storage cost is $r \log Nn$ where r is the number of runs. We

¹A table of notation can be found in Appendix A.

| | |
|---|---|
| 1 | 1 |
| 3 | 4 |
| 4 | 2 |
| 4 | 4 |
| 5 | 7 |
| 6 | 5 |
| 6 | 6 |
| 6 | 8 |
| 8 | 4 |
| 9 | 4 |

(a) lexicographic order (RUNCOUNT is 16) (b) Best row order (RUNCOUNT is 14)

Figure 1: A two-column table with different row orders and corresponding total numbers of runs (RUNCOUNT)

call this cost model the FIXED-BIT RLE model (FIBRE(1) for short). If we store RLE triples (starting location, run length, value) [13] for fast random access, then we need to add a cost of $\log n$ per run to account for the starting location, and the total cost becomes $r \log N n^2$. We call this new cost model FIBRE(2).

In these models, we ignore the distribution of run lengths. Only three parameters are important: the length of the list to be compressed, the number of distinct values, and the number of runs.

In practice, we expect the FIBRE cost models to be often equivalent to RUNCOUNT because of the following lemma.

Lemma 1. *We have*

$$1 \leq \frac{\text{FIBRE}(1)}{\text{RUNCOUNT} \log n} \leq 2.$$

Proof. We have that $\text{FIBRE}(1) - \text{RUNCOUNT} \log n = \sum_i r_i \log N_i$. Moreover, we have

$$\text{RUNCOUNT} \min_i \log N_i \leq \sum_i r_i \log N_i \leq \text{RUNCOUNT} \max_i \log N_i$$

and thus

$$\min_i \log N_i + \log n \leq \frac{\text{FIBRE}(1)}{\text{RUNCOUNT}} \leq \max_i \log N_i + \log n.$$

The lemma follows from the observation that $N_i \leq n$ for all i . \square

3. Lexicographic and Gray-code sorting

The problem of reordering rows to minimize the number of runs is NP-hard [30]. Fortunately, sorting is an effective heuristic to enhance column-oriented indexes [4, 21].

A total order over a set is such that it is transitive ($a \leq b$ and $b \leq c$ implies $a \leq c$), antisymmetric ($a \leq b$ and $b \leq a$ implies $a = b$) and total ($a \leq b$ or $b \leq a$). A list of tuples is *discriminating* [31] if all duplicates are listed consecutively. Orders are discriminating.

We consider sorting functions over tuples. We say that an order over c -tuples *generates* an order over $c-1$ -tuples if and only if the projection of all sorted lists of c -tuples on the first $c-1$ components is discriminating. When this property applies recursively, we say that we have a recursive order:

Definition 1. A recursive order over c -tuples is such that it generates a recursive order over $c-1$ -tuples. All orders over 1-tuples are recursive.

An example of an order that is *not* recursive is $(1,0,0)$, $(0,1,1)$, $(1,0,1)$, since its projection on the first two components is not discriminating: $(1,0)$, $(0,1)$, $(1,0)$. We consider several recursive orders, including lexicographic order and two Gray-code orders.

Lexicographic order. The lexicographic order is also commonly known as the dictionary order. When comparing two tuples a and b , we use the first component where they differ ($a_j \neq b_j$ but $a_i = b_i$ for $i < j$) to decide which tuple is smaller (see Fig. 2a).

Given all possible $N_{1,c} \equiv \prod_{i=1}^c N_i$ tuples, we have $N_{1,c}$ runs in the last column, $N_{1,c-1}$ runs in the second last column and so on. Hence, we have a total of $\sum_{j=1}^c N_{1,j}$ runs. If the N_i 's have the same value $N_i = N$ for all i 's, then we have $N^c + N^{c-1} + \dots + N = \frac{N^{c+1}-1}{N-1} - 1$ runs.

Gray-code orders. We are also interested in the more efficient Gray-code orders. A Gray code is a list of tuples such that the Hamming distance—alternatively the Lee metric [32]—between successive tuple is one. Knuth [33, pp. 18–20] describes two types of decimal Gray codes.

- Reflected Gray decimal ordering is such that each digit goes from 0 to 9, up and down alternatively: 000, 001, ..., 009, 019, 018, ..., 017, 018, 028, 029, ..., 099, 090, ...
- Modular Gray decimal is such that digits always increase from 1 modulo 10: 000, 001, ..., 009, 019, 010, ..., 017, 018, 028, 029, 020, ...

The extension to the mixed-radix case [32, 34] from the decimal codes is straightforward [28] (see Figs. 2b and 2c).

Because the Hamming distance between successive codes is one, if all possible $N_{1,c}$ tuples are represented, there are exactly $c-1 + N_{1,c}$ runs. If $N_i = N$ for all i , then we have $c-1 + N^c$ runs. All recursive Gray-code orders have N_1 runs in the first column, $N_1 N_2 - N_1 + 1$ runs in the second column, and the number of runs in column j is given by

$$r_j = 1 + (N_j - 1)N_{1,j-1}. \quad (1)$$

(Being a recursive order, the values from the first $j - 1$ columns form $N_{1,j-1}$ blocks, where rows in each block agree on their first $j - 1$ components. Being a Gray-code order, at any transition from one block to the next, values in column j must match.) If we assume $N_i > 1$ for all $i \in \{1, \dots, c\}$, then later columns always have more runs.

From a software-implementation point of view, the lexicographic order is more convenient than the reflected and modular Gray codes. A common approach to sorting large files in external memory is divide the file into smaller files, sort them, and then merge the result. Yet, with these Gray codes, it is not possible to sort the smaller files independently: a complete pass through the entire data set may be required before sorting. Indeed, consider the these two lists sorted in reflected Gray-code order:

- Anna Awkland, Anna Bibeau, Greg Bibeau, Greg Awkland;
- Bob Awkland, Bob Bibeau.

Because we sorted the first list without knowing about the first name “Bob” a simple merging algorithm fails. For this reason, it may be faster to sort data by the lexicographic order.

Similarly, while a binary search through a lexicographically sorted list only requires comparing individual values (such as Bob and Anna), binary searches through a reflected or modular Gray-code ordered list may require the complete list of values in each column.

Non-recursive orders. There are balanced and nearly balanced Gray codes [33, 35, 36]. Unlike the other types of Gray codes, the number of runs in all columns is nearly the same when sorting all possible tuples for $N_1 = N_2 = \dots = N_c$. However, they cannot be recursive.

Some authors have used Hilbert space-filling curves to order data points [14, 37, 38] (see Fig. 2d). This order is not recursive. Indeed, the following 2-tuples are sorted in Hilbert order: (1,1), (2,1),(2,2), (1,2). Yet, their projection on the first component is not discriminating: 1, 2, 2, 1. It is a balanced Gray code when all column cardinalities are the same power of two [14]. Beyond two dimensions, there are many possible orders based on Hilbert curves [39]. There are also many other alternatives such as Sierpiński-Knopp order, Peano order [40], the Gray-coded curve [41], Z-order [42] and H-index [43]. They are often selected for their locality properties [44].

If not balanced, non-recursive orders can be *column-oblivious* if the number of runs per column is independent of the order of the columns. As a trivial example, if you reorder the columns before sorting the table lexicographically, then the initial order of the columns is irrelevant.

3.1. Significance of column order

Recursive orders depend on the column order. For lexicographic or reflected Gray-code orders, permuting the columns generates a new row ordering. The next proposition shows that the effect of the column ordering grows linearly with the number of columns.

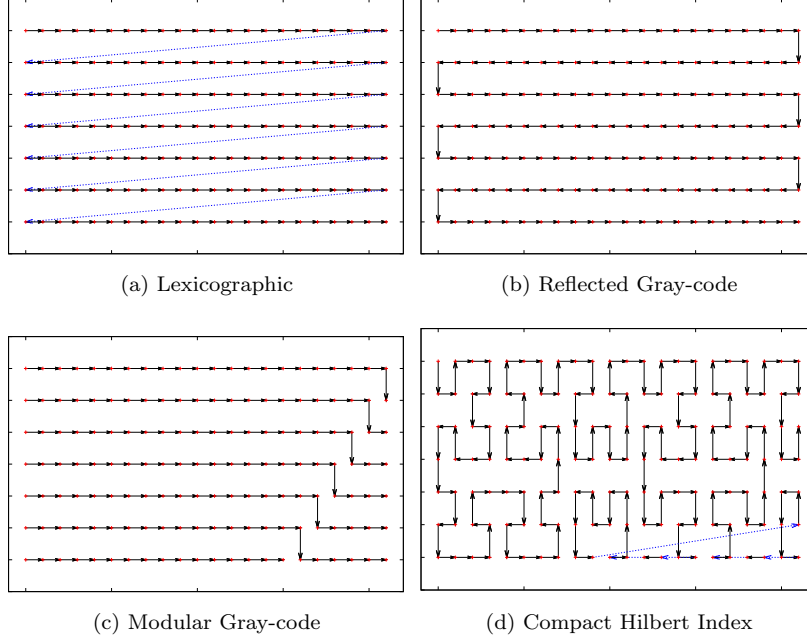


Figure 2: Various orderings of the points in a two-dimensional array

Proposition 1. *For tables with c columns, the number of column runs after the application of any recursive-order function can vary by a factor arbitrarily close to c under the permutation of the columns.*

Proof. The proof is by construction. Given a recursive-order function, we find a c -column table that has many runs when processed by that function. However, swapping any column with the first yields a table that—recursively sorted in any way—has few runs.

Consider a column made of n distinct values, given in sorted order: A, B, C, D, ... This column is the first column of a c -column table. For every odd row, fill all remaining columns with the value 0, and every even row with the value 1:

| | | | |
|----------|----------|-----|----------|
| A | 0 | ... | 0 |
| B | 1 | ... | 1 |
| C | 0 | ... | 0 |
| D | 1 | ... | 1 |
| \vdots | \vdots | ... | \vdots |

This table has nc runs and is already sorted. But putting any other column first, any recursive order reduces the number of runs to $n + 2(c - 1)$. For n large, $\frac{cn}{n + 2(c - 1)} \rightarrow c$ which proves the result. \square

| | |
|---|---|
| K | Y |
| A | Y |
| A | D |
| Z | D |
| Z | B |
| A | B |
| A | C |
| W | C |
| W | E |
| F | E |
| F | C |
| H | C |
| H | J |

Figure 3: A table such that no recursive ordering is optimal.

The construction in the proof uses a high cardinality column. However, we could replace this single high cardinality column by $\lceil \log_N n \rceil$ columns having a cardinality of at most N , and the result would still hold.

Hence, recursive orders can generate almost c times more runs than an optimal order. Yet, no row-reordering heuristic can generate more than c times the number of column runs than the optimal ordering solution: there are at least n column runs given n distinct rows, and no more than cn column runs in total. Hence—as row-reordering heuristics—recursive orders have no useful worst-case guarantee over arbitrary tables. We shall show that the situation differs when column reordering is permitted.

Suppose we consider a sorting algorithm that first applies a known reordering to columns, then applies some recursive-order function. The proposition’s bound still applies, because we can make an obvious modification to the construction, placing the non-binary column in a possibly different position. The next refinement might be to consider a sorting algorithm that—for a given table—tries out several different column orders. For the construction we have used in the proof, it always finds an optimal ordering.

Unfortunately, even allowing the enumeration of all possible column reorderings is insufficient to make recursive ordering optimal. Indeed, consider the table in Fig. 3. The Hamming distance between any two consecutive tuples is one, hence the given order is optimal. Any other optimal order must have Hamming distance of one between consecutive tuples. We prove that no recursive ordering can be optimal.

We begin by analyzing the neighbors of a tuple, where two tuples are neighbors if they have a Hamming distance of one:

- The tuple (K,Y) has only one neighbor: (A,Y).
- The tuple (H,J) has only one neighbor: (H,C).
- The tuples of the form (Z,·) only have neighbors of the form (A,·).

- The tuples of the form (\cdot, E) only have neighbors of the form (\cdot, C) .

In effect, we must consider all Hamiltonian paths in the graph of neighbors. The ordered list must begin and end with (K, Y) and (H, J) , if it is optimal. A recursive order must be discriminating on the first column. Without loss of generality, suppose that the list begins by (K, Y) . Thus, all tuples of the form (A, \cdot) must follow by recursivity. Then tuples of the form (Z, \cdot) must follow. At this point, we cannot continue the list by jumping from neighbor to neighbor. Hence, no recursive ordering is optimal. A similar argument shows that flipping the two columns leads to the same result: no recursive ordering can be optimal.

Lemma 2. *There are tables where no recursive order minimizes the number of runs—even after reordering the columns.*

Determining a tight bound on the suboptimality of recursive ordering remains open. Recursive orders applied to the example of Fig. 3 generate at least 15 runs whereas 14 runs is possible, for a suboptimality ratio of $\frac{15}{14}$. If we allow arbitrarily long two-dimensional tables, we can generalize our construction to obtain ratios arbitrarily close to $\frac{13}{12}$. Thus, the suboptimality ratio of recursive orders ranges between $\frac{13}{12}$ and c . However, a computer search through 100,000 uniformly distributed tridimensional tables with 10 rows and six distinct column values failed to produce a single case where recursive ordering is suboptimal. That is, among the row orderings minimizing the number of runs, at least one is recursive after some reordering of the columns. Hence, it is possible that recursive ordering is rarely suboptimal.

The next proposition gives a simple suboptimality bound on any recursive order. This result implies that recursive ordering is 3-optimal or better for several realistic tables (see Table 4).

Proposition 2. *Consider a table with n distinct rows and column cardinalities N_i for $i = 1, \dots, c$. Recursive ordering is μ -optimal for the problem of minimizing the runs where*

$$\mu = \frac{\sum_{j=1}^c \min(n, N_{1,j})}{n + c - 1}.$$

The bound μ can be made stronger if the recursive order is a Gray code:

$$\mu_{GC} = \frac{\sum_{j=1}^c \min(n, 1 + (N_j - 1)N_{1,j-1})}{n + c - 1}.$$

$$\text{but } \mu_{GC} > \frac{\min_i(N_i - 1)}{\min_i(N_i)} \mu$$

Proof. Given a table in any recursive order, the number of runs in the i^{th} column is bounded by $N_{1,i}$ and by n . Thus the number of runs in the table is no more than $\min(N_1, n) + \min(N_{1,2}, n) + \dots + \min(N_{1,c}, n)$. Yet, there are at least $n + c - 1$ runs in the optimally-ordered table. Hence, the result follows. The tighter bound for Gray-code orders follows similarly, and

the relationship between μ_{GC} and μ follows by straightforward algebra ($\mu_{GC} > \sum_{j=1}^c \min(\beta n, \beta N_{1,j})$ where $\beta = \frac{\min_i(N_i)-1}{\min_i(N_i)}$). \square

As an example, consider the list of all dates (month, day, year) for a century ($N_1 = 12, N_2 = 31, N_3 = 100, n = 12 \times 31 \times 100$): then $\mu \approx 1.01$ so that lexicographic sorting is within 1% of minimizing the number of runs. The optimality bound given by Proposition 2 is tighter when the columns are ordered in non-decreasing cardinality ($N_1 \leq N_2 \leq \dots \leq N_c$). This fact alone can be an argument for ordering the columns in increasing cardinality.

3.2. Determining the optimal column order is NP-hard

For lexicographic sorting, it is NP-hard to determine which column ordering will result in least cost under the RUNCOUNT model, even when the tables have only two values. We consider the following decision problem:

Column-Ordering-for-Lex-Runcount (COLR). Given table T with binary values and given integer K , is there a column ordering such that the lexicographically sorted T has at most K runs?

Theorem 1. *COLR is NP-complete.*

Proof. Clearly the problem is in NP. Its NP-hardness is shown by reduction from the variant of Hamiltonian Path where the starting vertex is given [45, GT39]. Given an instance (V, E) of Hamiltonian Path, without loss of generality let $v_1 \in V$ be the specified starting vertex. We construct a table T as follows: first, start with the incidence matrix. Let $V = \{v_1, v_2, \dots, v_{|V|}\}$ and $E = \{e_1, e_2, \dots, e_m\}$. Recall that this matrix has a column for each edge and a row for each vertex; $a_{i,j} = 1$ if edge e_j has vertex v_i as an endpoint and otherwise $a_{i,j} = 0$. Vertex v_1 corresponds to the first row. We prepend and append a row of zeroes to the incidence matrix. Next we prepend h columns with values $10^{|V|+1}$ (i.e., $100\dots 0$) and h columns with $110^{|V|}$; see Fig. 4 for an example. The value of h is “large”; we compute the exact value later.

We show the resulting instance, with table T and bound $K = 4h + 3(|V| - 1) + 5(m - |V| + 1)$, satisfies the requirements for COLR if and only if (V, E) contains a Hamiltonian path starting at v_1 .

First, suppose that we have a suitable Hamiltonian path in (V, E) . Let $\epsilon_i \in E$ be the i^{th} edge along this path. Edge ϵ_1 is incident upon v_1 .

Reorder the columns of T : leave the first $2h$ columns in their current order. Next, place the columns corresponding to ϵ_i in order $\epsilon_1, \epsilon_2, \dots, \epsilon_{|V|-1}$. The remaining columns follow in an arbitrary order. See Fig. 5, where it is apparent that the constructed table is already lexicographically sorted² Also, the first $2h$ columns have 2 runs each, and the $|V| - 1$ columns for ϵ_i have three runs each (each has the value $0^i 110^{|V|-i}$). The remaining $m - |V| + 1$ columns have five runs each: all patterns with adjacent ones have been used (and there are no

²We sort with 1 ordered before 0.

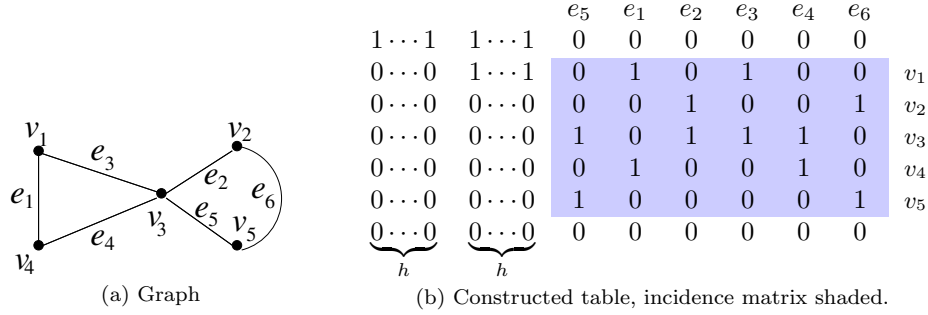


Figure 4: Table built from graph on the left. There are h copies of the column that begins 10... and the column that begins with 11....

| | | e_1 | e_4 | e_2 | e_6 | e_3 | e_5 | |
|-------------|-------------|-------|-------|-------|-------|-------|-------|-------|
| $1 \dots 1$ | $1 \dots 1$ | 0 | 0 | 0 | 0 | 0 | 0 | |
| $0 \dots 0$ | $1 \dots 1$ | 1 | 0 | 0 | 0 | 1 | 0 | v_1 |
| $0 \dots 0$ | $0 \dots 0$ | 1 | 1 | 0 | 0 | 0 | 0 | v_4 |
| $0 \dots 0$ | $0 \dots 0$ | 0 | 1 | 1 | 0 | 1 | 1 | v_3 |
| $0 \dots 0$ | $0 \dots 0$ | 0 | 0 | 1 | 1 | 0 | 0 | v_2 |
| $0 \dots 0$ | $0 \dots 0$ | 0 | 0 | 0 | 1 | 0 | 1 | v_5 |
| $0 \dots 0$ | $0 \dots 0$ | 0 | 0 | 0 | 0 | 0 | 0 | |

Figure 5: A lexicographically sorted table with the required RUNCOST bound is obtained from the Hamiltonian path consisting of edges e_1, e_4, e_2, e_6 .

duplicates); hence, all remaining patterns are of the form $0^+10^+10^+$. Thus the bound is met.

Next, suppose T satisfies the requirements of COLR with the given bound $K = 4h + 3(|V| - 1) + 5(m - |V| + 1)$. We show this implies (V, E) has a Hamiltonian path starting with v_1 .

If h is large enough, we can guarantee that the first two rows have not changed their initial order. This is enforced by the $2h$ columns that were initially placed leftmost. Their column values must end with 0 (the row of zeros is always last after lexicographic sorting). If we analyze the RUNCOUNT cost of these columns, they cost $4h$ when the first two rows remain in their initial order, otherwise they cost $5h$ or $6h$. If h is large enough, this penalty will outweigh any possible gain from having a column order that, when sorted, moves the first two rows.

Knowing the first row, we deduce that every column begins with a one if it is one of the $2h$ columns, but it begins with a zero in every remaining column. We now focus on these remaining columns, which correspond to edges in E . Since each column value begins with zero and has exactly two ones, its pattern is either 0^+110^+ (3 runs) or $0^+10^+10^+$ (5 runs). The specified RUNCOUNT bound implies that we must have $|V| - 1$ columns with 3 runs. The

Table 2: Total number of runs for complete tables.

| ordering | number of runs (RUNCOUNT) |
|---------------|---------------------------|
| Gray-code | $c - 1 + N_{1,c}$ |
| lexicographic | $\sum_{j=1}^c N_{1,j}$ |

edges for these columns form the desired Hamiltonian path that starts at v_1 .

To finish, we must choose h such that the penalty (for choosing a column ordering that disrupts the order of the first two rows after lexicographic sorting) exceeds any possible gain. The increased cost from $4h$ is at least $5h$, a penalty of at least h . An upper bound on the gain from the other columns is $3m$ because the RUNCOUNT is no more than $5m$ and cannot be decreased below $2m$. Choose $h = 3m + 1$. \square

This result can be extended to the reflected Gray-code order and, we conjecture, to all recursive orders.

A related problem tries to minimize the maximum number of runs in any table column. This problem is also NP-hard (see Appendix D).

4. Increasing-cardinality-order minimizes runs

Consider a sorted table. The table might be sorted in lexicographic order or in reflected Gray-code order. Can we prove that sorting the columns in increasing cardinality is a sensible heuristic to minimize the number of runs? We consider analytically two cases: (1) complete tables and (2) uniformly distributed tables. We discuss skewed distributions in § 6.

4.1. Complete tables

Consider a c -column table with column cardinalities N_1, N_2, \dots, N_c . A *complete* table is one where all $N_{1,c}$ possible tuples are present. In practice, even if a table is not complete, the projection on the first few columns might be complete.

4.1.1. The RUNCOUNT model

Using a lexicographic order, a complete table has $\sum_{j=1}^c N_{1,j}$ runs, hence the RUNCOUNT is minimized when the columns are ordered in non-decreasing cardinality: $N_i \leq N_{i+1}$ for $i = 1, \dots, c - 1$. Using Gray-code ordering, a complete table has only $c - 1 + N_{1,c}$ runs (the minimum possible) no matter how the columns are ordered. Hence, for Gray-code, the RUNCOUNT of complete tables is not sensitive to the column order.

Somewhat artificially, we can create a family of recursive orders for which the RUNCOUNT is not minimized over complete tables when the columns are ordered in increasing cardinality. Consider the following family: “when N_1 is odd, use reflected Gray code order. Otherwise, use lexicographic order.” For $N_1 = 2$ and $N_2 = 3$, we have 8 runs using lexicographic order. With $N_1 = 3$ and $N_2 = 2$, we have 7 runs using any recursive Gray-code order. Hence, we

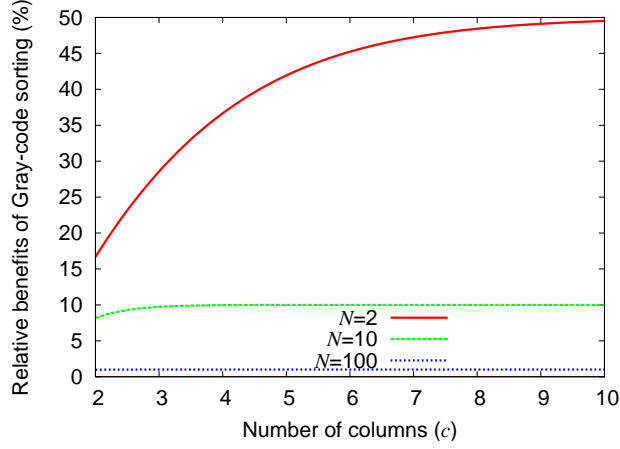


Figure 6: Relative benefits of Gray-code sorting against lexicographic orders for complete c -column table where all column cardinalities are N

cannot extend our analysis to all families of recursive orders from Gray-code and lexicographic orders. Nevertheless, if we assume that all column cardinalities are large, then the number of runs tends to $N_{1,c}$ and all column orders become equivalent.

The benefits of Gray-code orders—all Gray-code orders, not just recursive Gray-code orders—over lexicographic orders are small for complete tables having high cardinalities as the next proposition shows (see Fig. 6).

Proposition 3. *Consider the number of runs in complete tables with columns having cardinality N . The relative benefit of Gray-code orders over lexicographic orders grows monotonically with c and is at most $1/N$.*

Proof. The relative benefits of Gray-code sorting for complete tables with all columns having cardinality N is $\frac{\frac{N^{c+1}-1}{N-1}-1-(N^c+c-1)}{\frac{N^{c+1}-1}{N-1}-1}$. As c grows, this quantity converges to $1/N$ from below. \square

4.1.2. The FIBRE(x) models

The main result concerning FIBRE(x) and complete tables is that—for Gray-code sorting—it is best to order the columns in *decreasing* cardinality. The reverse is still true for lexicographic orders as long as the column cardinalities are sufficiently large compared to $\approx x \log n$ where n is the number of rows ($n = N_{1,c}$ for complete tables).

Proposition 4. *Consider a complete table whose columns have cardinalities N_1, N_2, \dots, N_c and $n = N_{1,c}$ distinct rows. We seek to reorder the columns before sorting to minimize the FIBRE(x) cost.*

- For lexicographic sorting and small column cardinalities ($N_i - \log N_i - 1 < x \log n$ for all i 's), we must sort with the columns in increasing cardinality. For large column cardinalities ($N_i - \log N_i - 1 > x \log n$ for all i 's), we must sort with the columns in decreasing cardinality. In general, we have to sort the N_i 's so that $\frac{N_j}{N_j-1} \log n^x N_j$ is non-increasing.
- For any recursive Gray-code ordering, we must sort with the columns in decreasing cardinality for any cost model of the form $\sum_{j=1}^c r_j \log N_j n^x$.

Proof. For lexicographic sorting, the $\text{FIBRE}(x)$ cost is $\sum_{j=1}^c \prod_{i=1}^j N_i \log N_j n^x$. Consider any two columns j and $j+1$. Dividing the contribution of these two columns by $\prod_{i=1}^{j-1} N_i$, we have $N_j \log n^x N_j + N_j N_{j+1} \log n^x N_{j+1}$. If we exchange columns j and $j+1$, this contribution becomes $N_{j+1} \log n^x N_{j+1} + N_j N_{j+1} \log n^x N_j$. Subtracting the two, we get $(N_j - 1) N_{j+1} \log n^x N_{j+1} - N_j (N_{j+1} - 1) \log n^x N_j$. We can safely assume that $(N_j - 1)(N_{j+1} - 1) \neq 0$ because the cardinalities are larger than one. Hence, we divide through by $(N_j - 1)(N_{j+1} - 1)$ to get $\Delta^{\text{lexico}} = \frac{N_{j+1}}{N_{j+1}-1} \log n^x N_{j+1} - \frac{N_j}{N_j-1} \log n^x N_j$. Whenever Δ^{lexico} is positive, the current ordering (N_1, N_2, \dots, N_c) is suboptimal and switching columns N_j and N_{j+1} is preferable. We have that $\frac{N}{N-1} \log n^x N$ is monotonically decreasing for N small, and monotonically increasing for $N - \log N - 1 \geq x \log n$. Hence, when column cardinalities are small ($N_i - \log N_i - 1 \leq x \log n$ for all i 's), we have that if $N_j > N_{j+1}$ for some j then Δ^{lexico} is positive. Thus, if the column ordering is optimal, we must have $N_j \leq N_{j+1}$ which proves the necessary result. We can prove the stated result for large column cardinalities with a similar argument.

Consider any recursive Gray-code ordering. The cost $\text{FIBRE}(x)$ is $\sum_{j=1}^c (1 + (N_j - 1) N_{1,j-1}) \log N_j n^x$ (see Equation 1). We may subtract $\sum_{j=1}^c \log N_j n^x$ because it does not depend on the column order. We are left with $\sum_{j=1}^c (N_j - 1) \prod_{i=1}^{j-1} N_i \log N_j n^x$. Consider any two columns j and $j+1$, and divide their cost by $N_{1,j-1}$, then we have a contribution of $(N_j - 1) \log N_j n^x + N_j (N_{j+1} - 1) \log N_{j+1} n^x$. Flipping the columns j and $j+1$, the contribution becomes $(N_{j+1} - 1) \log N_{j+1} n^x + N_{j+1} (N_j - 1) \log N_j n^x$. Subtracting the two, we get $\Delta^{\text{Gray}} = (N_j - 1)(N_{j+1} - 1)(\log N_{j+1} n^x - \log N_j n^x)$. Irrespective of x , this is positive for $N_{j+1} > N_j$ and negative for $N_{j+1} < N_j$. Hence, all optimal solutions must have $N_{j+1} < N_j$ for all j which proves the result. \square

4.2. Uniformly distributed case

We consider tables with column cardinalities N_1, N_2, \dots, N_c . Each of the $N_{1,c}$ possible tuples is present with probability p . When $p = 1$, we have complete tables. We begin with an analysis using RUNCOUNT and return to the $\text{FIBRE}(x)$ model only in § 4.2.3.

For recursive orders over uniformly distributed tables, knowing how to compute the expected number of runs in the second column of a two-column table is almost sufficient to analyze the general case. Indeed, given a 3-column table, the second column behaves just like the second column in 2-column table with

$p \leftarrow 1 - (1 - p)^{N_3}$. Similarly, the third column behaves just like the second column in a 2-column table with $N_1 \leftarrow N_1 N_2$ and $N_2 \leftarrow N_3$.

This second column is divided into N_1 blocks of N_2 tuples, each tuple having a probability p of being present. The expected number of tuples present in the table is $N_1 N_2 p$. However, $N_1 N_2 p$ is an overestimate of the number of runs in the second column. We need to subtract the expected number of *seamless joins* between blocks: two blocks have a seamless join if the first one terminates with the first value of the second block. The expected number of seamless joins is no larger than the expected number of non-empty blocks minus one: $N_1 \rho_{N_2} - 1$ where $\rho_{N_2} \equiv 1 - (1 - p)^{N_2}$. While for complete tables, all recursive Gray-code orders agree on the number of runs and seamless joins per column, the same is not true for uniformly distributed tables. Different recursive Gray-code orders have different expected numbers of seamless joins.

Nevertheless, we wish to prove a generic result for tables having large column cardinalities ($N_i \gg 1$ for all i 's). Consider a two-column table having uniform column cardinality N . For any recursive order, the expected number of seamless joins is less than $N \rho_N$. However, the expected sum of the number of runs and seamless joins is $N \rho_N$ in the first column and $N^2 p$ in the second, for a total of $N \rho_N + N^2 p$. For a fixed table density, the ratio $N \rho_N / (N \rho_N + N^2 p)$ goes to zero as $1/N$ since $\rho_N \rightarrow 1$ exponentially. Hence, for tables having large column cardinalities, the expected number of seamless joins is negligible compared to the expected number of runs. The following lemma makes this result precise.

Lemma 3. *Let S_i and R_i be the expected number of seamless joins and runs in column i . For all recursive orders, we have*

$$\frac{\sum_{i=1}^c S_i}{\sum_{i=1}^c S_i + \sum_{i=1}^c R_i} \leq \frac{1}{\min_{k \in \{1, 2, \dots, c\}} N_k}$$

over uniformly distributed tables.

Proof. Column $i + 1$ has an expected total of runs and seamless joins of $S_{i+1} + R_{i+1} = N_{1,i+1} \rho_{N_{i+2} \dots N_c}$. It has less than $N_{1,i} \rho_{N_{i+1} \dots N_c}$ seamless joins. We can verify that $\rho_{N_{i+1} \dots N_c} \leq \rho_{N_{i+2} \dots N_c}$ for all $p \in [0, 1]$. Thus $S_{i+1} / (S_{i+1} + R_{i+1}) \leq 1 / N_{i+1}$.

Hence, we have $N_i S_i \leq S_i + R_i$. This implies that $\min_{k \in \{1, 2, \dots, c\}} N_k S_i \leq S_i + R_i$. Therefore, we have $\min_{k \in \{1, 2, \dots, c\}} N_k \sum_{i=1}^c S_i \leq \sum_{i=1}^c S_i + \sum_{i=1}^c R_i$ which proves the result. \square

Therefore, for large column cardinalities, we can either consider the number of runs, or the sum of the runs and seamless joins. In this context, the next proposition shows that it is best to order columns in increasing cardinality.

Proposition 5. *The expected sum of runs and seamless joins is the same for all recursive orders. Moreover, it is minimized over uniformly distributed tables if the columns are sorted by increasing cardinality.*

Proof. For all recursive orders, the expected number of runs and seamless joins for columns i and $i + 1$ is $N_{1,i}\rho_{N_{i+1}\dots N_c} + N_{1,i+1}\rho_{N_{i+2}\dots N_c}$. The second term—corresponding to column $i + 1$ —is invariant under a permutation of columns i and $i + 1$. We focus our attention on the first term: $N_{1,i}\rho_{N_{i+1}\dots N_c}$. After permuting i and $i + 1$, it becomes $N_{1,i-1}N_{i+1}\rho_{N_i N_{i+2}\dots N_c}$.

To simplify the notation, rewrite $\rho_{N_{i+1}\dots N_c}$ and $\rho_{N_i N_{i+2}\dots N_c}$ as $\rho_{N_{i+1}}$ and ρ_{N_i} by substituting $\rho_{N_{i+2}\dots N_c}$ for p and let $i = 1$. Thus, we compare $N_1\rho_{N_2}$ and $N_2\rho_{N_1}$.

To prove the result, it is enough to show that $N_1\rho_{N_2} < N_2\rho_{N_1}$ implies $N_1 < N_2$ for $p \in (0, 1]$. Suppose that it is not the case: it is possible to have $N_1\rho_{N_2} < N_2\rho_{N_1}$ and $N_1 > N_2$. Pick such N_1, N_2 . Let $x = 1 - p$, then $N_1\rho_{N_2} - N_2\rho_{N_1}$ is $N_1(1 - x^{N_2}) - N_2(1 - x^{N_1})$. The polynomial is positive for $x = 0$ since $N_1 > N_2$. Because $N_1\rho_{N_2} < N_2\rho_{N_1}$ is possible (for some value of x), the polynomial must be negative at some point in $(0, 1)$, hence it must have a root in $(0, 1)$. However, the polynomial has only 3 terms so that it cannot have more than 2 positive roots (e.g., by Descartes' rule of signs). Yet, it has a root of multiplicity two at $x = 1$: after dividing by $x - 1$, we get $N_1(1 + x + \dots + x^{N_2-1}) - N_2(1 + x + \dots + x^{N_1-1})$ which is again zero at $x = 1$. Thus, it has no such root and, by contradiction, $N_1\rho_{N_2} \leq N_2\rho_{N_1}$ implies $N_1 \leq N_2$ for $p \in (0, 1]$. The proof is concluded. \square

Theorem 2. *Given*

1. *the expected number of runs R^\uparrow in a table sorted using any recursive order with an ordering of the column in increasing cardinality and*
2. R^{optimal} , *the smallest possible expected number of runs out of all possible recursive orders on the table (with the columns ordered in any way),*

then

$$\frac{R^\uparrow - R^{\text{optimal}}}{R^\uparrow} \leq \frac{1}{\min_{k \in \{1, 2, \dots, c\}} N_k}$$

over uniformly distributed tables. That is, for large column cardinalities— $\min_{k \in \{1, 2, \dots, c\}} N_k$ is large—sorting a table recursively with the columns ordered in increasing cardinality is asymptotically optimal.

Proof. Whenever $a \geq b$, then $1 - a \leq 1 - b$. Applying this idea to the statement of Lemma 3, we have

$$1 - \frac{\sum_{i=1}^c S_i}{\sum_{i=1}^c S_i + \sum_{i=1}^c R_i} \geq 1 - \frac{1}{\min_{k \in \{1, 2, \dots, c\}} N_k}$$

or

$$\sum_{i=1}^c R_i \geq \frac{\min_{k \in \{1, 2, \dots, c\}} N_k - 1}{\min_{k \in \{1, 2, \dots, c\}} N_k} \left(\sum_{i=1}^c S_i + \sum_{i=1}^c R_i \right).$$

Let S^\uparrow and S^{optimal} be the expected number of seamless joins corresponding to R^\uparrow and R^{optimal} . We have

$$\begin{aligned} R^{\text{optimal}} &\geq \frac{\min_{k \in \{1, 2, \dots, c\}} N_k - 1}{\min_{k \in \{1, 2, \dots, c\}} N_k} (R^{\text{optimal}} + S^{\text{optimal}}) \\ &\geq \frac{\min_{k \in \{1, 2, \dots, c\}} N_k - 1}{\min_{k \in \{1, 2, \dots, c\}} N_k} (R^\uparrow + S^\uparrow) \quad \text{by Prop. 5} \\ &\geq \frac{\min_{k \in \{1, 2, \dots, c\}} N_k - 1}{\min_{k \in \{1, 2, \dots, c\}} N_k} R^\uparrow \end{aligned}$$

from which the result follows. \square

From this theorem, we can conclude that—over uniformly distributed tables having large column cardinalities—sorting lexicographically with the column ordered in increasing cardinality is as good as any other recursive sorting.

The expected benefits of seamless joins are small, at least for uniformly distributed tables. Yet, they cause runs from different columns to partially overlap. Such partial overlaps might prevent some computational optimizations. For this reason, Bruno [46] avoids seamless joins in RLE-compressed columns: each seamless join becomes the start of a new run. In this model, Proposition 5 already shows that ordering the columns in increasing cardinality minimizes the expected number of runs—for uniformly distributed tables.

4.2.1. Best column order for lexicographic sorting

While Theorem 2 states that the best column ordering—for all recursive orders—is by increasing cardinality, the result is only valid asymptotically (for large column cardinalities). For the lexicographic order, we want to prove that the best column ordering is by increasing cardinality, irrespective of the column cardinalities.

The N_1 blocks in the second column of a lexicographically ordered are ordered from 1 to N_2 . Let $P_{\downarrow N_2}$ be the probability that any two non-empty such blocks have a seamless join. The probability that the first x tuples in a block are not present whereas the $x + 1^{\text{th}}$ tuple is present is $(1 - p)^x p / (1 - (1 - p)^{N_2})$. To obtain a seamless join, we need a run of precisely $N_2 - 1$ missing tuples, and it can begin anywhere between the second possible tuple in the first block and the first possible tuple in the second block. (See Fig. 7a.) Hence, we have $P_{\downarrow N_2} = \frac{N_2 p^2 (1 - p)^{N_2 - 1}}{(1 - (1 - p)^{N_2})^2} = \frac{N_2 p^2 (1 - \rho_{N_2})}{(1 - p) \rho_{N_2}^2}$. Let $P_{\downarrow N_2, p'}$ and $\rho_{N_2, p'}$ be $P_{\downarrow N_2}$ and ρ_{N_2} with p' substituted in place of p .

To prove that ordering the columns by increasing cardinality minimizes the number of runs, it is enough to prove that permuting the columns two-by-two, so as to put the column with lesser cardinality first, never increases the number of runs. To prove this result, we need the following technical lemma.

Lemma 4. *For $1 \leq N_2 < N_3 \leq 30$ and $0 < p \leq 1$, we have*

$$(1 - P_{\downarrow N_3}) \rho_{N_3} N_2 - P_{\downarrow N_2, \rho_{N_3}} \rho_{N_2, \rho_{N_3}} < (1 - P_{\downarrow N_2}) \rho_{N_2} N_3 - P_{\downarrow N_3, \rho_{N_2}} \rho_{N_3, \rho_{N_2}}.$$

$$\begin{aligned}
& [1 \ 2 \cdots \underbrace{k \cdots N_2}_{N_2-k}] [\underbrace{1 \ 2 \cdots k}_{k-1} \cdots N_2] \\
& \text{(a) Lexicographic} \\
& [1 \ 2 \cdots \underbrace{k \cdots N_2}_{N_2-k}] [\underbrace{N_2 \ N_2 - 1 \cdots k \cdots 1}_{N_2-k}] \\
& \text{(b) Reflected GC (successive blocks)} \\
& [1 \ 2 \cdots \underbrace{k \cdots N_2}_{N_2-k}] [\underbrace{N_2 \ 1 \ 2 \cdots k \cdots N_2 - 1}_{k \bmod N_2}] \\
& \text{(c) Modular GC (successive blocks)} \\
& [1 \ 2 \cdots \underbrace{k \cdots N_2}_{N_2-k}] [\underbrace{s \ s + 1 \cdots}_{(k-1+y) \bmod N_2} \ k \cdots s - 1] \\
& \text{(d) Modular GC (separated by } y - 1 \text{ blocks)}
\end{aligned}$$

Figure 7: Two consecutive non-empty blocks and the number of missing tuples needed to form a seamless join. The last figure shows the pattern where $y - 1$ empty blocks separate the two non-empty blocks, and the count sequence in the second block starts at $s = 1 + (-y \bmod N_2)$.

Proof. Observe that $1 - \rho_{N_3} = (1 - p)^{N_3}$ and $\rho_{N_2, \rho_{N_3}} = 1 - (1 - p)^{N_2 N_3} = \rho_{N_2 N_3}$. To prove the result, we show that:

- For p sufficiently close to 1, the result holds.
- We can turn the inequality into a polynomial in p with no root in $(0, 1)$.

The first item is easy: taking the limit as $p \rightarrow 1$ on both sides of the inequality, we get $N_2 < N_3$. To conclude the proof, we have to show that $(1 - P_{\Downarrow N_3})\rho_{N_3}N_2 - P_{\Downarrow N_2, \rho_{N_3}}\rho_{N_2, \rho_{N_3}} - (1 - P_{\Downarrow N_2})\rho_{N_2}N_3 + P_{\Downarrow N_3, \rho_{N_2}}\rho_{N_3, \rho_{N_2}}$ is never zero for $p \in (0, 1)$. We multiply this quantity by $\rho_{N_2 N_3}$. We proceed to show that the result is a polynomial.

Since $1 - z^N = (1 - z)(1 + z + \cdots + z^{N-1})$, we have that the polynomial $\rho_{N_2 N_3}$ is divisible by both ρ_{N_2} and ρ_{N_3} by respectively setting $z = (1 - p)^{N_2}$ and $z = (1 - p)^{N_3}$. Hence, $(1 - P_{\Downarrow N_3})\rho_{N_3}\rho_{N_2 N_3}$ and $(1 - P_{\Downarrow N_2})\rho_{N_2}\rho_{N_2 N_3}$ are polynomials.

We also have that $P_{\Downarrow N_2, \rho_{N_3}}\rho_{N_2, \rho_{N_3}} = \frac{N_2 \rho_{N_3}^2 (1 - \rho_{N_3})^{N_2 - 1}}{\rho_{N_2 N_3}}$ and similarly for $P_{\Downarrow N_3, \rho_{N_2}}\rho_{N_3, \rho_{N_2}}$ so that $(P_{\Downarrow N_2, \rho_{N_3}}\rho_{N_2, \rho_{N_3}} - P_{\Downarrow N_3, \rho_{N_2}}\rho_{N_3, \rho_{N_2}})\rho_{N_2 N_3}$ is a polynomial.

Hence, for any given N_2 and N_3 , we can check that the result holds by applying Sturm's method [47] to the polynomial over the interval $(0, 1]$. Because there is no root at $p = 1$, we have to check that the total root count over $(0, 1]$ is always zero. We proved this result using a computer algebra system (see Appendix B) for values of N_2 and N_3 up to 30. This concludes the proof. \square

There are $N_1 - 1$ pairs of blocks immediately adjacent, $N_1 - 2$ pairs of blocks separated by a single block, and so on. Hence, the expected number of seamless

joins in the second column is³ $S_{N_1, N_2}^{\text{lexico}} = P_{\downarrow N_2} \rho_{N_2}^2 \sum_{k=0}^{N_1-2} (N_1-1-k)(1-\rho_{N_2})^k$ or $S_{N_1, N_2}^{\text{lexico}} = P_{\downarrow N_2} (\rho_{N_2} N_1 + (1-\rho_{N_2})^{N_1} - 1) = P_{\downarrow N_2} \rho_{N_2} N_1 + \epsilon$ for $|\epsilon| \leq 1$.

Proposition 6. *Consider a table with c independent and uniformly distributed columns having cardinalities N_1, N_2, \dots, N_c (let $2 \leq N_i \leq N_{i+1} \leq 30$ for $i = 1, \dots, c-1$). We can sort the table by lexicographic order according to various column orders. The column order N_1, N_2, \dots, N_c minimizes the number of column runs—up to a term no larger than c in absolute value.*

Proof. Define $T_{N_1, N_2, \rho_{N_3}}^{\text{lexico}} = N_1 N_2 \rho_{N_3} - P_{\downarrow N_2, \rho_{N_3}} \rho_{N_2, \rho_{N_3}} N_1$ as the number of expected number of runs—up to a constant term no larger than one in absolute value—in the second column of a 3-column table with cardinalities N_1, N_2, N_3 and uniform distribution. Define $T_{N_1 N_2, N_3, p}^{\text{lexico}}$, $T_{N_1, N_3, \rho_{N_2}}^{\text{lexico}}$ and $T_{N_1 N_3, N_2, p}^{\text{lexico}}$ similarly. It is sufficient to prove that $T_{N_1, N_2, \rho_{N_3}}^{\text{lexico}} + T_{N_1 N_2, N_3, p}^{\text{lexico}} \leq T_{N_1, N_3, \rho_{N_2}}^{\text{lexico}} + T_{N_1 N_3, N_2, p}^{\text{lexico}}$ whenever $N_2 \leq N_3$, irrespective of the value of N_1 (allowing $N_1 > N_3$). We have

$$\begin{aligned}
T_{N_1, N_2, \rho_{N_3}}^{\text{lexico}} + T_{N_1 N_2, N_3, p}^{\text{lexico}} &= N_1 N_2 \rho_{N_3} - P_{\downarrow N_2, \rho_{N_3}} \rho_{N_2, \rho_{N_3}} N_1 \\
&\quad + N_1 N_2 N_3 p - P_{\downarrow N_3, \rho_{N_3}} N_1 N_2 \\
&= (1 - P_{\downarrow N_3}) \rho_{N_3} N_1 N_2 \\
&\quad - P_{\downarrow N_2, \rho_{N_3}} \rho_{N_2, \rho_{N_3}} N_1 \\
&\quad + N_1 N_2 N_3 p \\
&\leq (1 - P_{\downarrow N_2}) \rho_{N_2} N_1 N_3 \\
&\quad - P_{\downarrow N_3, \rho_{N_2}} \rho_{N_3, \rho_{N_2}} N_1 \\
&\quad + N_1 N_2 N_3 p \text{ (by Lemma 4)} \\
&= N_1 N_3 \rho_{N_2} - P_{\downarrow N_3, \rho_{N_2}} \rho_{N_3, \rho_{N_2}} N_1 \\
&\quad + N_1 N_2 N_3 p - P_{\downarrow N_2, \rho_{N_2}} N_1 N_3 \\
&= T_{N_1, N_3, \rho_{N_2}}^{\text{lexico}} + T_{N_1 N_3, N_2, p}^{\text{lexico}}.
\end{aligned}$$

This proves the result. \square

We conjecture that a similar result would hold for all values of N_i larger than 30. Given arbitrary values of N_1, N_2, \dots, N_c , we can quickly check whether the result holds using a computer algebra system.

4.2.2. Best column order for reflected Gray-code sorting

For the reflected Gray-code order, we want to prove that the best column ordering is by increasing cardinality, irrespective of the column cardinalities. Blocks in reflected Gray-code sort are either ordered from 1 to N_2 , or from N_2 to 1. When two non-empty blocks of the same type are separated by empty blocks, the probability of having a seamless join is $P_{\downarrow N_2}$. Otherwise, the probability of

³We use the identity $\sum_{k=0}^{N-2} (N-1-k)x^k = \frac{(1-x)N+x^{N-1}}{(1-x)^2}$.

seamless join is $P_{\uparrow N_2} = \frac{p^2 + (1-p)^2 p^2 + \dots + (1-p)^{2N_2-2} p^2}{(1-(1-p)^{N_2})^2} = \frac{p^2(1-(1-p)^{2N_2})}{(1-(1-p)^{N_2})^2(1-(1-p)^2)}$ for $p \in (0, 1)$.

There are $N_1 - 1$ pairs of blocks immediately adjacent and with opposite orientations (e.g., from 1 to N_2 and then from N_2 to 1; see Fig. 7b), $N_1 - 2$ pairs of blocks separated by a single block and having identical orientations, and so on. Hence, the expected number of seamless joins is $P_{\uparrow N_2} \rho_{N_2}^2 \sum_{k=0}^{\lfloor (N_1-1)/2 \rfloor} (N_1 - 1 - 2k)(1 - \rho_{N_2})^{2k} + P_{\downarrow N_2} \rho_{N_2}^2 \sum_{k=0}^{\lfloor (N_1-3)/2 \rfloor} (N_1 - 2 - 2k)(1 - \rho_{N_2})^{2k+1}$.

We want a simpler formula for the number of runs, at the expense of introducing an error of plus or minus one run. So consider the scenario where we have an infinitely long column, instead of just N_1 blocks. However, we count only the number of seamless joins between a block in the first N_1 blocks and a block following it. Clearly, there can be at most one extra seamless join, compared to the number of seamless joins within the N_1 blocks.

We have the formula $x \sum_{k=0}^{\infty} (1-x)^{2k} = \frac{x}{1-(1-x)^2} = \frac{1}{2-x}$. Hence, this new number of seamless joins is $S_{N_1, N_2}^{\text{reflected}} = P_{\uparrow N_2} \rho_{N_2}^2 \sum_{k=0}^{\infty} N_1 (1 - \rho_{N_2})^{2k} + P_{\downarrow N_2} \rho_{N_2}^2 \sum_{k=0}^{\infty} N_1 (1 - \rho_{N_2})^{2k+1} = \frac{P_{\uparrow N_2} \rho_{N_2}^2 N_1}{2 - \rho_{N_2}} + \frac{P_{\downarrow N_2} \rho_{N_2}^2 (1 - \rho_{N_2}) N_1}{2 - \rho_{N_2}}$.

Let $\lambda_{N_2}^{\text{reflected}} = \frac{P_{\uparrow N_2} + (1 - \rho_{N_2}) P_{\downarrow N_2}}{2 - \rho_{N_2}}$, then $S_{N_1, N_2}^{\text{reflected}} = \lambda_{N_2}^{\text{reflected}} \rho_{N_2} N_1$.

Lemma 5. *The function $\frac{1-x^{N_2 N_3}}{1-x^{N_3}}$ is a polynomial in x for all positive integers N_2, N_3 .*

Proof. Polynomials of the form $x^N - 1$ have exactly N distinct roots given by $e^{2\pi i k/N}$ for $k = 0, 1, \dots, N-1$. Hence, we can factor them as $(x-1)(x - e^{2\pi i/N}) \dots (x - e^{2\pi i(N-1)/N})$. By inspection, we have that all of the roots of the polynomial $1 - x^{N_3}$ are also roots of the polynomial $1 - x^{N_2 N_3}$, hence the result. \square

Lemma 6. *If $2 \leq N_2 < N_3 \leq 30$, then*

$$(1 - \lambda_{N_3}^{\text{reflected}}) \rho_{N_3} N_2 - \lambda_{N_2, \rho_{N_3}}^{\text{reflected}} \rho_{N_2, \rho_{N_3}} < (1 - \lambda_{N_2}^{\text{reflected}}) \rho_{N_2} N_3 - \lambda_{N_3, \rho_{N_2}}^{\text{reflected}} \rho_{N_3, \rho_{N_2}}.$$

Proof. The proof is similar to the proof of Lemma 4. We want to show that:

- For some value of p in $(0, 1)$, the result holds.
- We can turn the inequality into a polynomial in p with no root in $(0, 1)$.

The first item follows by evaluating the derivative of both sides of the inequality at $p = 1$. (Formally, our formula is defined for $p \in (0, 1)$, so we let the values and derivatives of our functions at 1 be implicitly defined as their limit as p tends to 1.) For all $N \geq 2$ and at $p = 1$, we have that $\frac{dP_{\uparrow N}}{dp} = 2$, $\frac{dP_{\downarrow N}}{dp} = 0$, $\frac{d\rho_N}{dp} = 0$, and $\frac{d\lambda_N^{\text{reflected}}}{dp} = 2$; moreover, we have $\rho_N = 1$ and $\lambda_N^{\text{reflected}} = 1$ at $p = 1$. The derivatives of $P_{\uparrow N, \rho_{N'}}$, $P_{\downarrow N, \rho_{N'}}$ and $\lambda_{N, \rho_{N'}}^{\text{reflected}}$ are also zero for all $N, N' \geq 2$ at $p = 1$. Hence, the derivative of the left-hand-side of the inequality at $p = 1$ is $-2N_2$ whereas the derivative of the right-hand-side is $-2N_3$. Because

$N_3 > N_2$ and equality holds at $p = 1$, we have that the left-hand-side must be smaller than the right-hand-side at $p = 1 - \xi$ for some sufficiently small $\xi > 0$.

To conclude the proof, we have to show that the value $(1 - \lambda_{N_3}^{\text{reflected}})\rho_{N_3}N_2 - \lambda_{N_2, \rho_{N_3}}^{\text{reflected}}\rho_{N_2, \rho_{N_3}} - (1 - \lambda_{N_2}^{\text{reflected}})\rho_{N_2}N_3 + \lambda_{N_3, \rho_{N_2}}^{\text{reflected}}\rho_{N_3, \rho_{N_2}}$ is never zero for $p \in (0, 1)$. We multiply this quantity by $(2 - \rho_{N_2N_3})\rho_{N_2N_3}$ and call the result Υ . We first show that Υ is a polynomial.

Because $P_{\uparrow N_3}\rho_{N_3}^2$ and $P_{\downarrow N_3}\rho_{N_3}^2$ are polynomials (respectively $p^2 + (1-p)^2p^2 + \dots + (1-p)^{2N_2-2}p^2$ and $N_2p^2(1-p)^{N_2-1}$), we have that $\lambda_{N_3}^{\text{reflected}}$ can be written as a polynomial divided by $(2 - \rho_{N_3})\rho_{N_3}^2$. Hence, $\lambda_{N_3}^{\text{reflected}}\rho_{N_3}(2 - \rho_{N_2N_3})\rho_{N_2N_3}$ is a polynomial times $\frac{(2 - \rho_{N_2N_3})\rho_{N_2N_3}}{(2 - \rho_{N_3})\rho_{N_3}}$. In turn, this fraction is $\frac{1 - (1-p)^{2N_2N_3}}{1 - (1-p)^{2N_3}}$ which is a polynomial by Lemma 5. Hence, $\lambda_{N_3}^{\text{reflected}}\rho_{N_3}(2 - \rho_{N_2N_3})\rho_{N_2N_3}$ is a polynomial. By symmetrical arguments, $\lambda_{N_2}^{\text{reflected}}\rho_{N_2}(2 - \rho_{N_2N_3})\rho_{N_2N_3}$ is also a polynomial.

Recall that $\rho_{N_2, \rho_{N_3}} = \rho_{N_2N_3}$. We have that $\lambda_{N_2, \rho_{N_3}}^{\text{reflected}}$ is a polynomial divided by $(2 - \rho_{N_2N_3})\rho_{N_2N_3}^2$. Hence, it is immediate that $\lambda_{N_2, \rho_{N_3}}^{\text{reflected}}\rho_{N_2, \rho_{N_3}}$ multiplied by $(2 - \rho_{N_2N_3})\rho_{N_2N_3}$ is polynomial, merely by cancelling the terms in the denominator. A symmetrical argument applies to $\lambda_{N_3, \rho_{N_2}}^{\text{reflected}}\rho_{N_3, \rho_{N_2}}$.

Hence, Υ is a polynomial. As in Lemma 4, for any given N_2 and N_3 , we can check that there are no roots by applying Sturm's method to the polynomial over the interval $(0, 1]$. Because there is a root at $p = 1$, it is sufficient to check that the total root count over $(0, 1]$ is always one. (Alternatively, we could first divide the polynomial by $x - 1$ and check that there is no root.) We proved this result using a computer algebra system (see Appendix B). This concludes the proof. \square

Proposition 7. *Consider a table with c independent and uniformly distributed columns having cardinalities N_1, N_2, \dots, N_c (let $2 \leq N_i \leq N_{i+1} \leq 30$ for $i = 1, \dots, c - 1$). We can sort the table by reflected Gray-code order according to various column orders. The column order N_1, N_2, \dots, N_c minimizes the number of column runs—up to a term no larger than c in absolute value.*

Proof. The proof is similar to Proposition 6, see Appendix C. \square

4.2.3. Expected FIBRE(x) cost

We know that for complete tables ($p = 1$) and recursive Gray-code orders, the FIBRE costs are minimized when columns are sorted in decreasing cardinality. Fig. 8 shows that for sufficiently sparse tables, FIBRE costs are minimized when sorting the columns in increasing cardinality.

5. Which recursive ordering?

Of the several recursive orders considered, is it better to sort by lexicographic, reflected Gray-code, or modular Gray-code order?

The question is mostly of interest for tables having some small column cardinalities. Indeed, for tables having high column cardinalities, the expected

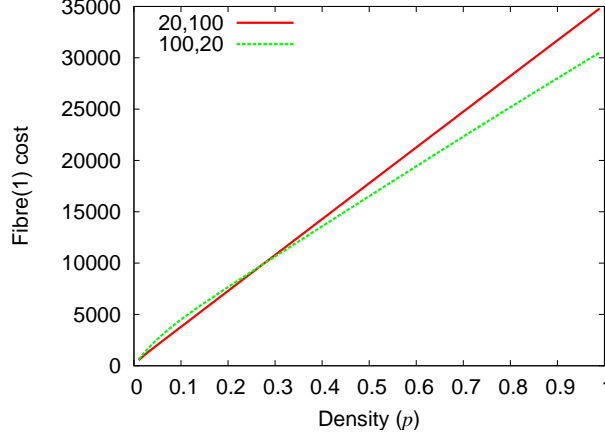


Figure 8: Expected FIBRE(1) costs for a two-column tables using with column cardinalities 20,100 and 100,20. The FIBRE(1) cost was estimated as $N_1 \rho_{N_2} \log n N_1 + T_{N_1, N_2, p}^{\text{reflected}} \log n N_2$ using the definitions of the proof of Proposition 7.

number of seamless joins is small compared to the expected number of runs (see § 4.2) so that all recursive orders are nearly equivalent.

5.1. Reflected Gray-code beats lexicographic

As a corollary of the following lemma, reflected Gray-code sorting is always preferable to lexicographic sorting, in the uniformly distributed case (see § 4.2).

Lemma 7. *For $N_2 > 1$ and $p \in (0, 1)$, we have $P_{\Downarrow N_2} < P_{\Uparrow N_2}$.*

Proof. We have that $P_{\Downarrow N_2} = \frac{N_2 p^2 (1-p)^{N_2-1}}{(1-(1-p)^{N_2})^2}$ whereas $P_{\Uparrow N_2} = \frac{p^2 (1-(1-p)^{2N_2})}{(1-(1-p)^{N_2})^2 (1-(1-p)^2)}$. Hence, we only have to show that $-1 + N_2 x^{N_2-1} - N_2 x^{N_2+1} + x^{2N_2}$ is always negative (set $x = 1 - p$). It is the case at $x = 0$. By Descartes' rule of sign, the polynomial can only have 3 positive roots, but by inspection, the polynomial has a root of cardinality 3 at $x = 1$ (evaluate the polynomial and its first two derivatives). \square

5.2. Modular or reflected Gray codes?

Consider the uniformly distributed table model as in § 4.2.2. Using reflected Gray codes, we showed that the expected number of seamless joins in a two-column table was $\frac{P_{\Uparrow N_2} \rho_{N_2} N_1}{2 - \rho_{N_2}} + \frac{P_{\Downarrow N_2} \rho_{N_2} (1 - \rho_{N_2}) N_1}{2 - \rho_{N_2}}$. We derive a similar formula for modular Gray codes.

Blocks in modular Gray-code sort are cyclic right shifts of the sequence $1, 2, \dots, N_2$, where the shift factor x starts at zero for the first block and is incremented by 1 for each new block. (Thus, the third block is $N_2 - 1, N_2, 1, 2, \dots$)

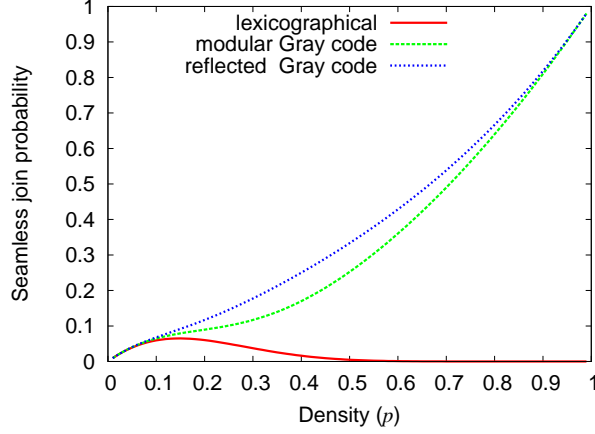


Figure 9: Seamless join probabilities for lexicographic, modular Gray-code and reflected Gray-code sorting, for uniformly distributed models. The values being plotted are $P_{\Downarrow N_2} \rho_{N_2}$, $\lambda_{N_2,p}^{\text{reflected}} \rho_{N_2}$ and $\lambda_{N_2,p}^{\text{modular}} \rho_{N_2}$ where $N_2 = 10$.

Consider a block having a shift factor x followed by a block having a shift factor $x + y$. Consider the k^{th} value in the first block; there are $N_2 - k$ values after it. The same value is shifted into position $(k - 1 + y \bmod N_2) + 1$ in the second block; there are $k - 1 + y \bmod N_2$ values before it. Hence, the two identical values are separated by $N_2 - k + (k - 1 + y \bmod N_2)$ values. Hence, the probability of seamless join between a block having a shift factor x and a block having a shift factor $x + y$ is $P_{y,N_2} = \frac{p^2 \sum_{k=1}^{N_2} (1-p)^{N_2-k+(k-1+y \bmod N_2)}}{(1-(1-p)^{N_2})^2}$. (See Figs. 7c and 7d for the case when $x = 0$.) Up to an error of one, the expected number of seamless joins is $S_{N_1,N_2}^{\text{modular}} = N_1 \rho_{N_2}^2 \sum_{k=0}^{\infty} (1 - \rho_{N_2})^k P_{k+1,N_2}$ or $\lambda_{N_2,p}^{\text{modular}} \rho_{N_2} N_1$ where $\lambda_{N_2,p}^{\text{modular}} = \rho_{N_2} \sum_{k=0}^{\infty} (1 - \rho_{N_2})^k P_{k+1,N_2}$.

We compare lexicographic sorting, and the two Gray-code sortings in Fig. 9. Reflected Gray-code sorting is slightly better than modular Gray-code for moderately dense uniformly distributed tables. Hence, we expect modular Gray-code to be inferior to reflected Gray-code when minimizing the number of runs.

One should not be surprised by this result: in earlier work, we found reflected Gray-code order to be superior to several other Gray-code orders in minimizing the number of runs over bitmap indexes [21].

6. Skew, column dependencies and heterogeneous density

In practice, columns have skewed distributions, various densities and they are dependent. We cannot ignore the distribution of values. Indeed, we can find two independently shuffled columns such that it is preferable to sort first by the column having a larger cardinality. Consider two independent columns: column A has $2N$ values with a uniform frequency α whereas column B has $N - 1$

Table 3: Expected number of runs estimated numerically (over 200 tests) for $N = 100$ and $p = 0.01$, using different table models and column orders

| column order | HALFBLOCK | TWOBARS |
|--------------|-----------|---------|
| skewed first | 778 | 969 |
| skewed last | 783 | 798 |

values with frequency 1, and one value with frequency $N(2\alpha - 1) + 1$. Setting $N = 1000$ and $\alpha = 5$, we get nearly 10% fewer expected runs by sorting first by the column having cardinality $2N$ instead of the lower cardinality column (N).

Given the skew and the cardinality of the columns, we would want to know how best to order the columns. To investigate the difficulty of the problem, we construct two two-column tables with set column cardinalities (N). The columns are statistically independent. In both cases, the second column is uniformly distributed whereas the first column has a skewed distribution.

We call the first pair of columns HALFBLOCK. Divide the values of the first column into two sets, the most probable ones, and the least probable ones. All the values of the second column are equiprobable. The probability that each of the N^2 possible tuples is selected is p if the first element of the tuple belongs to the least probable set, and it is $1 - (1 - p)^2$ otherwise.

The second pair of columns is called TWOBARS. The first column is again divided into two sets. The first set contains the first and last value of the column (in sorted order). Each tuple having a value from the first set is automatically included in the table. Otherwise, the tuple is included in the table with probability p .

Table 3 shows that for HALFBLOCK, it is preferable to put the skewed column first, whereas the opposite is true for TWOBARS. This suggests that it may be difficult to predict the best column ordering for skewed distributions. Thankfully, the suboptimality bound μ from Proposition 2 holds irrespective of skew and column dependencies.

6.1. The order of values can have an effect

In the uniform case, the order of column values has no effect. This is not the case when columns can have non-uniform distributions. We wish to reorder the values in each column to maximize compressibility [48]. In this spirit but in another context (compressing strings), Chapin and Tate [49] show that using custom alphabet ordering, a reflected Gray-code sort can improve the compression rate of the Burrows-Wheeler Transform. However, picking the best order might be difficult.

To assess the difficulty of the problem, consider a table with two columns. The first column has values a , b and c . The second column has three values v_1 , v_2 , v_3 . Consider the nine tuples that may possibly be present. For any tuple containing v_1 or v_2 , the probability it is present is 1, whereas the probability for any tuple containing v_3 is $r < 1$. Before sorting the table in reflected Gray-code order, we want to order the values v_1 , v_2 , v_3 to minimize the number of runs.

Ordering the values as $v_1 < v_3 < v_2$ or $v_2 < v_3 < v_1$ is optimal—the expected number of runs in the second column becomes $4 + 3r$. Other value orders— $v_1 < v_2 < v_3$ or $v_3 < v_2 < v_1$ —generate more runs: $4 + 5r - 2r^2$. This result suggests that we should order the values so that the most frequent appear at the beginning and at the end in a sorted list ($v_1 < v_3 < v_2$).

Unfortunately, this heuristic can be a poor choice. To see how this can happen, flip the columns so that the second column has a , b and c . Again, we want to order the 3 values (as $v_1 < v_2 < v_3$ or $v_1 < v_3 < v_2$) before sorting the table in reflected Gray-code order. The expected number of runs in the first column is unaffected by these possibilities—hence we only compute the expected number of seamless joins in the second column. The orders $v_1 < v_2 < v_3$ and $v_3 < v_2 < v_1$ generate a total of $5 + 2r$ expected runs whereas the orders $v_1 < v_3 < v_2$ and $v_2 < v_3 < v_1$ generate $6 + r$ expected runs. The latter count is larger by $1 - r$. In other words, given only the frequencies of the values in a column, it is not possible to propose an order that would minimize the number of runs—without taking into account the other columns.

6.2. Density affects best FIBRE(1) column order

The proof of Proposition 7 shows how to compute the expected number of column runs per column for uniformly distributed tables. Fig. 10 shows the expected costs of various column orders and densities for uniformly distributed tables. On FIBRE(1), note how the best orderings for density 0.2 are not the best orderings for high densities.

By this figure and our previous results, minimizing the number of column runs is easy: order the columns in decreasing cardinality. To minimize FIBRE costs for uniformly distributed tables, we may be able to compute the costs of all $c!$ permutations if c is small ($c \leq 10$). For example, using a Python script, we were able to find the best permutation in less than 3s on a standard laptop for $c = 8$. However, as noted in § 2, we expect FIBRE-cost minimization to be roughly equivalent to RUNCOUNT minimization for realistic data sets. Fig. 10 supports this assertion: in the sparse case (0.2 density) the Runs and FIBRE(1) curves have the same shape.

7. EXPERIMENTS

We implemented the various sorting techniques using Java and the Unix command `sort`. For all but lexicographic ordering, hexadecimal values were prepended to each line in a preliminary pass over the data, before the command `sort` was called. (This approach is recommended by Richards [28].) Beside recursive orders, we also implemented sorting by Compact Hilbert Indexes (henceforth Hilbert) [14]—also by prepending hexadecimal values. By default, we order values within columns alphabetically.

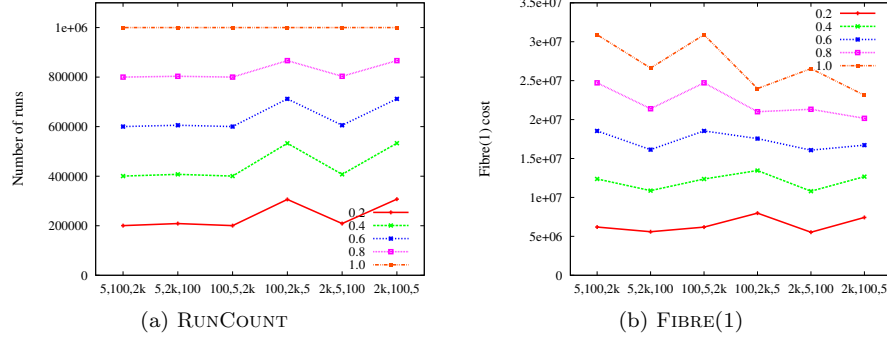


Figure 10: Expected RUNCOUNT and FIBRE(1) cost for a uniformly distributed three-column table, with different column orders and densities

7.1. Realistic data sets

We used five data sets (see Table 4) representative of tables found in applications: Census-Income [50], Census1881 [51], DBGEN [52], Netflix [53] and KJV-4grams [21]. The Census-Income table has 4 columns: *age*, *wage per hour*, *dividends from stocks* and a numerical value⁴ found in the 25th position of the original data set. The respective cardinalities are 91, 1 240, 1 478 and 99 800. The Census1881 came from a publicly available SPSS file 1881_sept2008.SPSS.rar [51] that we converted to a flat file. In the process, we replaced the special values “ditto” and “do.” by the repeated value, and we deleted all commas within values. The column cardinalities are 183, 2 127, 2 795, 8 837, 24 278, 152 365, 152 882. For DBGEN, we selected dimensions of cardinality 7, 11, 2 526 and 400 000. The Netflix table has 4 dimensions: UserID, MovieID, Date and Rating, with cardinalities 480 189, 17 770, 2 182, and 5. Each of the four columns of KJV-4grams contains roughly 8 thousand distinct stemmed words: 8 246, 8 387, 8 416, and 8 504.

Table 4 also gives the suboptimality factor μ from Proposition 2. For DBGEN, any recursive order minimizes the number of runs optimally—up to a factor of 1%. For Netflix and KJV-4grams, recursive ordering is 2-optimal. Only for Census1881 is the bound on optimality significantly weaker: in this instance, recursive ordering is 5-optimal.

7.2. Recursive sorting is “safe” for low dimensionality

Since our 7-dimensional data set yields a much looser bound than the 4-dimensional data sets, we investigate the relationship between μ and the number of dimensions. Rather than use our arbitrarily chosen low-dimensional projections, we randomly generated many projections (typically 1000) of each original data set, computed μ for each projection, then showed the μ values for each

⁴The associated metadata says this column should be a 10-valued migration code.

Table 4: Characteristics of data sets used

| | rows | distinct rows | cols | $\sum_i n_i$ | size | μ |
|----------------------|-------------|---------------|------|--------------|---------|-------|
| Census-Income | 199 523 | 178 867 | 4 | 102 609 | 2.96 MB | 2.63 |
| Census1881 | 4 277 807 | 4 262 238 | 7 | 343 422 | 305 MB | 5.09 |
| DBGEN | 13 977 980 | 11 996 774 | 4 | 402 544 | 297 MB | 1.02 |
| Netflix | 100 480 507 | 100 480 507 | 4 | 500 146 | 2.61 GB | 2.00 |
| KJV-4grams | 877 020 839 | 363 412 308 | 4 | 33 553 | 21.6 GB | 2.19 |

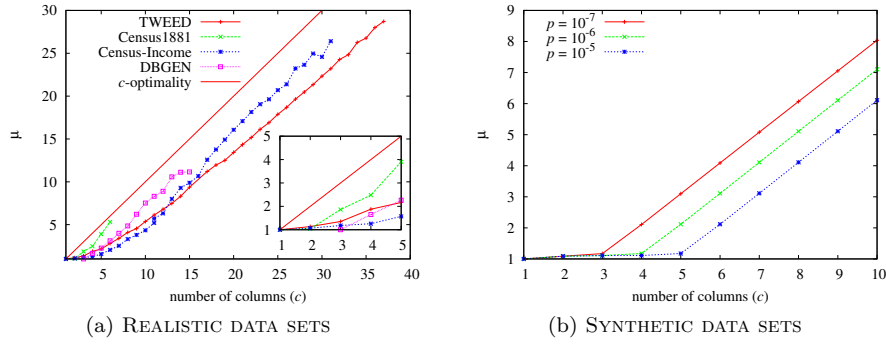


Figure 11: Approximate μ versus columns, when sampling projections of realistic data sets and synthetic data sets (10-dimensional uniformly distributed table with $N_1 = N_2 = \dots = N_{10} = 10$)

dimensionality (i.e., all μ values for 3-dimensional projections were averaged and reported; likewise all μ values for 4-dimensional projects were averaged and reported). One difficulty arose: computing μ for a projection required the number of distinct rows, and we projected from data sets that are at least a large fraction of our main-memory size. Gathering this data exactly appears too expensive. Instead, we computed the projection sizes in a few passes over our full data sets, using a probabilistic counting technique due to Cai et al. [54] that was shown by Aouiche and Lemire [55] to have a good performance. As an extra step, we corrected the distinct-row estimates so that they never exceeded the product of column cardinalities. To validate our estimates, we computed exact μ values for two smaller data sets (TWEED [56, 57] with 52 dimensions and 11k rows, and another with 13 dimensions and 581k rows) and observed our average μ estimates changed by less than 2%. KJV-4grams and Netflix only had 4 dimensions, and thus we used TWEED to get another high-dimensional data set.

Figure 11a shows that, after about 3 dimensions, μ grew roughly linearly with the number of dimensions: the μ formula's $\min(n, N_{1,i})/(n + c - 1)$ terms would typically approximate 1 for all but the first few dimensions. To illustrate this, we computed the expected value of μ for projections of uniformly distributed tables with various densities p (see Fig. 11b).

This does *not* mean that any particular recursive sorting algorithm will be this far from optimal. Our μ is an upper bound on suboptimality, so it merely means that we have not given evidence that recursive sorting is necessarily good for higher-dimension data sets. For high-dimensional data sets, there could still be a significant advantage in going beyond lexicographic sorting or other recursive sorting approaches. However, for 2 or 3 dimensions, our μ values show that lexicographic sorting cannot be improved much. Of course, such projections may be nearly complete tables (c.f. § 4.1).

7.3. Column order matters, Gray codes do not

Results for realistic data sets are given in Table 5. There was almost no relative difference between RUNCOUNT and FIBRE metrics. For these data sets, there were no noticeable benefits (within 1%) to Gray codes as opposed to lexicographic orders. The only data set showing some benefit ($\approx 1\%$) is KJV-4grams.

Relative to the shuffled case, ordering the columns in increasing cardinality reduced the number of runs by a factor of two (Census and Census1881), three (DBGEN and Netflix) or nine (KJV-4grams). Except for Netflix and KJV-4grams, these gains drop to $\approx 50\%$ when using the wrong column order (by decreasing cardinality). On Netflix, the difference between the two column orders is a factor of two (2.5×10^8 versus 1.2×10^8).

The data set KJV-4grams appears oblivious to column reordering. We are not surprised given that columns have similar cardinalities and distributions.

7.4. Compact Hilbert Indexes are not competitive

Hilbert is effective at improving the compression of database tables [58, 59] using tuple difference coding techniques [29]. Moreover, for complete tables where the cardinality of all columns is the same power of two, sorting by Hilbert minimizes the number of runs (being a Gray code § 3). However, we are unaware of any application of Hilbert to column-oriented indexes.

To test Hilbert, we generated a small random table (see Table 6) with moderately low density ($p = 0.01$). The RUNCOUNT result is far worse than recursive ordering, even when all column cardinalities are the same power of 2. Results with the FIBRE metrics (not shown) are similarly poor. In this test, Hilbert is column-order oblivious. We have similar results over realistic data sets (see Table 5). In some instances, Hilbert is nearly as bad as a random shuffle of the table, and always inferior to a mere lexicographic sort. For KJV-4grams, Hilbert is relatively effective—reducing the number of runs by a factor of 4—but it is still half as effective as lexicographically sorting the data.

7.5. The order of values is irrelevant

For several recursive orders (lexicographic and Gray codes), we reordered the attribute values by their frequency—putting the most frequent values first.

Table 5: Results after sorting various tables using different orderings. The up and down arrows indicate whether the columns were ordered in increasing or decreasing cardinality before sorting.

| (a) RUNCOUNT | | | | |
|-----------------|-------------------|-------------------|-------------------|-------------------|
| table | shuffled | lexico. | Gray | Hilbert |
| Census-Income ↓ | 4.6×10^5 | 3.2×10^5 | 3.2×10^5 | 3.4×10^5 |
| Census-Income ↑ | 4.6×10^5 | 1.9×10^5 | 1.9×10^5 | 3.4×10^5 |
| Census1881 ↓ | 2.7×10^7 | 1.8×10^7 | 1.8×10^7 | 2.0×10^7 |
| Census1881 ↑ | 2.7×10^7 | 1.3×10^7 | 1.3×10^7 | 2.0×10^7 |
| DBGEN ↓ | 4.5×10^7 | 3.3×10^7 | 3.3×10^7 | 4.3×10^7 |
| DBGEN ↑ | 4.5×10^7 | 1.2×10^7 | 1.2×10^7 | 4.3×10^7 |
| Netflix ↓ | 3.8×10^8 | 2.5×10^8 | 2.5×10^8 | 3.3×10^8 |
| Netflix ↑ | 3.8×10^8 | 1.2×10^8 | 1.2×10^8 | 3.3×10^8 |
| KJV-4grams ↓ | 3.4×10^9 | 3.9×10^8 | 3.8×10^8 | 8.2×10^8 |
| KJV-4grams ↑ | 3.4×10^9 | 3.9×10^8 | 3.8×10^8 | 8.2×10^8 |

| (b) FIBRE(1) | | | | |
|-----------------|----------------------|----------------------|----------------------|----------------------|
| table | shuffled | lexico. | Gray | Hilbert |
| Census-Income ↓ | 1.3×10^7 | 9.0×10^6 | 9.0×10^6 | 9.9×10^6 |
| Census-Income ↑ | 1.3×10^7 | 6.6×10^6 | 6.6×10^6 | 9.9×10^6 |
| Census1881 ↓ | 2.7×10^7 | 1.8×10^7 | 1.8×10^7 | 2.0×10^7 |
| Census1881 ↑ | 2.7×10^7 | 1.3×10^7 | 1.3×10^7 | 2.0×10^7 |
| DBGEN ↓ | 9.5×10^8 | 6.1×10^8 | 6.1×10^8 | 6.8×10^8 |
| DBGEN ↑ | 9.5×10^8 | 4.5×10^8 | 4.5×10^8 | 6.8×10^9 |
| Netflix ↓ | 1.5×10^{10} | 9.2×10^9 | 9.2×10^9 | 1.3×10^{10} |
| Netflix ↑ | 1.5×10^{10} | 5.4×10^9 | 5.4×10^9 | 1.3×10^{10} |
| KJV-4grams ↓ | 1.5×10^{11} | 1.7×10^{10} | 1.6×10^{10} | 3.5×10^{10} |
| KJV-4grams ↑ | 1.5×10^{11} | 1.7×10^{10} | 1.6×10^{10} | 3.5×10^{10} |

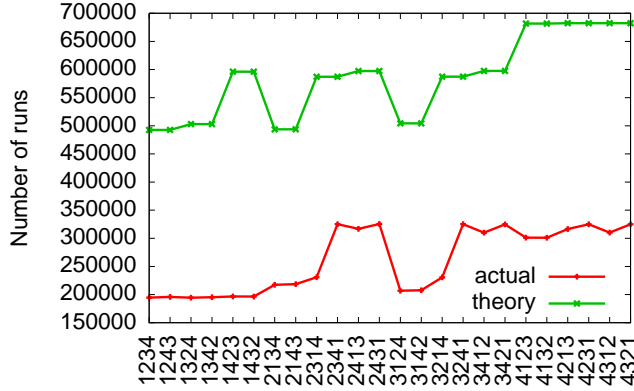
Table 6: Comparison of Compact Hilbert Indexes with other orderings for a uniformly distributed table ($p = 0.01$, $c = 5$) and various column cardinalities. The number of runs is given in thousands.

| cardinalities | shuffled | lexico. | reflected Gray | modular Gray | Hilbert |
|----------------|----------|---------|----------------|--------------|---------|
| 4,8,16,32,64 | 47.8 | 18.9 | 18.7 | 18.7 | 35.3 |
| 64,32,16,8,4 | 47.8 | 28.5 | 28.1 | 28.2 | 35.3 |
| 16,16,16,16,16 | 49.7 | 23.7 | 23.3 | 23.4 | 35.3 |

While the number of runs in sorted uniformly distributed tables is oblivious to the order of attribute values, we may see some benefits with tables having skewed distributions. However, on the realistic data sets, the differences were small—less than 1% on all metrics for recursive ordering.

For Hilbert, reordering the attribute values had small and inconsistent effects. For Census, the number of runs went up from 3.4×10^5 to 3.6×10^5 (+6%),

Figure 12: Number of runs for the Census-Income data set, including the expected number assuming that the table is uniformly distributed. The columns are indexed from 1 to 4 in increasing cardinality. Hence, the label 1234 means that the columns are in increasing cardinality.



whereas for Netflix, it went down from 3.3×10^8 to 3.2×10^8 (-3%). The strongest effect was observed with KJV-4grams where the number of runs went down from 8.2×10^8 to 7.6×10^8 (-7%). These differences are never sufficient to make Hilbert competitive.

7.6. Skew and column dependencies reduce the number of runs

We can compute the expected number of runs for uniformly distributed tables sorted lexicographically by the proof of Proposition 6. For Census-Income, we compared this value with the actual number of runs for all possible column orders (see Fig. 12). Distribution skew and dependencies between columns make a substantial difference: the number of runs would be twice as high were Census-Income uniformly distributed with independent columns.

CONCLUSION

Unsurprisingly, an effective heuristic to minimize the number of runs and column-oriented index sizes is to sort lexicographically after reordering the columns in increasing cardinality. This heuristic is often recommended [13, 21]. However, our results stress the importance of reordering the columns. Picking the wrong column order can result in a moderate reduction of the number of runs (50%) whereas a large reduction is possible (2–3 \times) when using the right column order.

The benefit of recursive Gray-code orders over lexicographic orders is small. Sorting the values within columns has also small effects ($\leq 1\%$) for several recursive orders.

Whereas for dense tables—such as complete tables—the minimization of the FIBRE metrics can require a different column order than the one minimizing the number of runs, the realistic tables are too sparse to see this effect.

FUTURE WORK

The first step toward the estimation of the size of column indexes under sorting is to assume that columns are statistically independent. However, it might be possible to lift this assumption by modelling the dependency between columns [60, 61].

Acknowledgements

This work is supported by NSERC grants 155967 and 261437.

References

- [1] H. K. T. Wong, H. F. Liu, F. Olken, D. Rotem, L. Wong, Bit transposed files, in: VLDB’85, 1985, pp. 448–457.
- [2] P. O’Neil, D. Quass, Improved query performance with variant indexes, in: SIGMOD ’97, 1997, pp. 38–49.
- [3] P. E. O’Neil, Model 204 architecture and performance, in: 2nd International Workshop on High Performance Transaction Systems, 1989, pp. 40–59.
- [4] M. Stonebraker, D. J. Abadi, A. Batkin, X. Chen, M. Cherniack, M. Ferreira, E. Lau, A. Lin, S. Madden, E. O’Neil, P. O’Neil, A. Rasin, N. Tran, S. Zdonik, C-store: a column-oriented DBMS, in: VLDB’05, 2005, pp. 553–564.
- [5] G. P. Copeland, S. N. Khoshafian, A decomposition storage model, in: SIGMOD’85, 1985, pp. 268–279.
- [6] S. Idreos, M. L. Kersten, S. Manegold, Self-organizing tuple reconstruction in column-stores, in: SIGMOD’09, 2009, pp. 297–308.
- [7] D. J. Abadi, S. R. Madden, N. Hachem, Column-stores vs. row-stores: how different are they really?, in: SIGMOD’08, 2008, pp. 967–980.
- [8] M. G. Ivanova, M. L. Kersten, N. J. Nes, R. A. Gonçalves, An architecture for recycling intermediates in a column-store, in: SIGMOD’09, 2009, pp. 309–320.
- [9] C. Binnig, S. Hildenbrand, F. Färber, Dictionary-based order-preserving string compression for main memory column stores, in: SIGMOD’09, 2009, pp. 283–296.

- [10] J. Gray, The next database revolution, in: SIGMOD'04, 2004, pp. 1–4.
- [11] F. Chang, J. Dean, S. Ghemawat, W. C. Hsieh, D. A. Wallach, M. Burrows, T. Chandra, A. Fikes, R. E. Gruber, Bigtable: A distributed storage system for structured data, *ACM Trans. Comput. Syst.* 26 (2) (2008) 1–26.
- [12] A. Ailamaki, D. DeWitt, M. Hill, Data page layouts for relational databases on deep memory hierarchies, *The VLDB Journal* 11 (3) (2002) 198–215.
- [13] D. Abadi, S. Madden, M. Ferreira, Integrating compression and execution in column-oriented database systems, in: SIGMOD '06, 2006, pp. 671–682.
- [14] C. H. Hamilton, A. Rau-Chaplin, Compact Hilbert indices: Space-filling curves for domains with unequal side lengths, *Information Processing Letters* 105 (5) (2007) 155–163.
- [15] F. Scholer, H. Williams, J. Yiannis, J. Zobel, Compression of inverted indexes for fast query evaluation, in: SIGIR'02, 2002, pp. 222–229.
- [16] A. L. Holloway, V. Raman, G. Swart, D. J. DeWitt, How to barter bits for chronons: Compression and bandwidth trade offs for database scans, in: SIGMOD'07, 2007, pp. 389–400.
- [17] M. Bassiouni, Data compression in scientific and statistical databases, *IEEE Transactions on Software Engineering* 11 (10) (1985) 1047–1058.
- [18] B. R. Iyer, D. Wilhite, Data compression support in databases, in: VLDB'94, 1994, pp. 695–704.
- [19] G. Antoshenkov, Byte-aligned bitmap compression, in: DCC'95, 1995, p. 476.
- [20] K. Wu, E. J. Otoo, A. Shoshani, Optimizing bitmap indices with efficient compression, *ACM Transactions on Database Systems* 31 (1) (2006) 1–38.
- [21] D. Lemire, O. Kaser, K. Aouiche, Sorting improves word-aligned bitmap indexes, *Data & Knowledge Engineering* 69 (1) (2010) 3–28.
- [22] S. W. Golomb, Run-length encodings, *IEEE Transactions on Information Theory* 12 (1966) 399–401.
- [23] A. L. Holloway, D. J. DeWitt, Read-optimized databases, in depth, *Proceedings of the VLDB Endowment archive* 1 (1) (2008) 502–513.
- [24] S. Bütcher, C. L. A. Clarke, Index compression is good, especially for random access, in: CIKM'07, 2007, pp. 761–770.
- [25] A. Moffat, J. Zobel, Self-indexing inverted files for fast text retrieval, *ACM Transactions on Information Systems* 14 (4) (1996) 349–379.

- [26] M. Y. Eltabakh, W.-K. Hon, R. Shah, W. G. Aref, J. S. Vitter, The SBC-tree: an index for run-length compressed sequences, in: EDBT'08, 2008, pp. 523–534.
- [27] J. Ernvall, On the construction of spanning paths by Gray-code in compression of files, TSI. Technique et science informatiques 3 (6) (1984) 411–414.
- [28] D. Richards, Data compression and Gray-code sorting, Information processing letters 22 (4) (1986) 201–205.
- [29] W. Ng, C. Ravishankar, Block-oriented compression techniques for large statistical databases, IEEE Transactions on Knowledge and Data Engineering 9 (2) (1997) 314–328.
- [30] A. Pinar, M. T. Heath, Improving performance of sparse matrix-vector multiplication, in: Supercomputing '99, 1999, Article No. 30.
- [31] J. Cai, R. Paige, Using multiset discrimination to solve language processing problems without hashing, Theoretical Computer Science 145 (1-2) (1995) 189–228.
- [32] M. Anantha, B. Bose, B. AlBdaiwi, Mixed-radix Gray codes in Lee metric, IEEE Trans. Comput. 56 (10) (2007) 1297–1307.
- [33] D. E. Knuth, The Art of Computer Programming, Vol. 4, Addison Wesley, 2005, Ch. fascicle 2.
- [34] C. Savage, A survey of combinatorial Gray codes, SIAM Review 39 (1997) 605–629.
- [35] M. Flahive, B. Bose, Balancing cyclic R-ary Gray codes, the electronic journal of combinatorics 14 (R31) (2007) 1.
- [36] M. Flahive, Balancing cyclic R-ary Gray codes II, the electronic journal of combinatorics 15 (R128) (2008) 1.
- [37] I. Kamel, C. Faloutsos, Hilbert R-tree: An improved R-tree using fractals, in: VLDB'94, 1994, pp. 500–509.
- [38] H. J. Haverkort, F. van Walderveen, Four-dimensional Hilbert curves for R-trees, in: ALENEX '09, 2009, pp. 63–73.
- [39] J. Alber, R. Niedermeier, On multidimensional curves with Hilbert property, Theory of Computing Systems 33 (4) (2000) 295–312.
- [40] G. Peano, Sur une courbe, qui remplit toute une aire plane, Mathematische Annalen 36 (1) (1890) 157–160.
- [41] C. Faloutsos, Multiattribute hashing using Gray codes, SIGMOD Record 15 (2) (1986) 227–238.

- [42] H. Lebesgue, *Leçons sur l'intégration et la recherche des fonctions primitives: professées au Collège de France*, Gauthier-Villars, 1904.
- [43] R. Niedermeier, K. Reinhardt, P. Sanders, Towards optimal locality in mesh-indexings, *Discrete Applied Mathematics* 117 (1-3) (2002) 211–237.
- [44] H. Haverkort, F. Walderveen, Locality and bounding-box quality of two-dimensional space-filling curves, in: *ESA '08*, 2008, pp. 515–527.
- [45] M. R. Garey, D. S. Johnson, *Computers and Intractability: A Guide to the Theory of NP-Completeness*, W. H. Freeman, New York, 1979.
- [46] N. Bruno, Teaching an old elephant new tricks, in: *CIDR '09*, 2009.
- [47] S. Barnard, *Higher algebra*, Barnard Press, 2008.
- [48] O. Kaser, D. Lemire, Attribute value reordering for efficient hybrid OLAP, *Information Sciences* 176 (16) (2006) 2304–2336.
- [49] B. Chapin, S. Tate, Higher compression from the Burrows-Wheeler transform by modified sorting, in: *Data Compression Conference*, 1998, p. 532.
- [50] S. Hettich, S. D. Bay, The UCI KDD archive, <http://kdd.ics.uci.edu> (Last checked 07-29-2009) (2000).
- [51] Programme de recherche en démographie historique, PRDH 1881 :: Welcome, <http://www.prdh.umontreal.ca/census/en/main.aspx>, last checked 2009-05-12 (2009).
- [52] TPC, DBGEN 2.4.0, <http://www.tpc.org/tpch/> (Last checked 07-29-2009) (2006).
- [53] Netflix, Inc., Netflix prize, <http://www.netflixprize.com> (Last checked 07-29-2009) (2007).
- [54] M. Cai, J. Pan, Y.-K. Kwok, K. Hwang, Fast and accurate traffic matrix measurement using adaptive cardinality counting, in: *MineNet'05*, 2005, pp. 205–206.
- [55] K. Aouiche, D. Lemire, A comparison of five probabilistic view-size estimation techniques in OLAP, in: *DOLAP'07*, 2007, pp. 17–24.
- [56] J. O. Engene, Five decades of terrorism in Europe: The TWEED dataset, *Journal of Peace Research* 44 (1) (2007) 109–121.
- [57] H. Webb, O. Kaser, D. Lemire, Pruning attribute values from data cubes with diamond dicing, in: *International Database Engineering and Applications Symposium (IDEAS'08)*, 2008, pp. 121–129.
- [58] T. Eavis, D. Cueva, A Hilbert space compression architecture for data warehouse environments, *Lecture Notes in Computer Science* 4654 (2007) 1.

- [59] F. Dehne, T. Eavis, B. Liang, Compressing data cube in parallel OLAP systems, *Data Science Journal* 6 (0) (2007) 184–197.
- [60] V. Poosala, Y. E. Ioannidis, Selectivity estimation without the attribute value independence assumption, in: *VLDB'97*, 1997, pp. 486–495.
- [61] B. D. Vo, K.-P. Vo, Compressing table data with column dependency, *Theor. Comput. Sci.* 387 (3) (2007) 273–283.
- [62] W. Schelter, et al., Maxima, a computer algebra system, <http://maxima.sourceforge.net/> (1998).
- [63] D. Rosenkrantz, R. Stearns, P. Lewis II, An analysis of several heuristics for the traveling salesman problem, *SIAM J. Comput.* 6 (3) (1977) 563–581.

A. Table of Notation

| Notation | explanation | defined | used in |
|-------------------------|---|---------|------------|
| n | number of rows | p. 3 | throughout |
| N_i | cardinality of column i | p. 3 | throughout |
| r_i | runs in column i | p. 3 | § 1 |
| $N_{i,j}$ | $\prod_{k=i}^j N_k$ | p. 5 | throughout |
| $\text{FIBRE}(x)$ | cost model. For column i it is $r_i \log N n^x$ | p. 4 | throughout |
| μ | recursive sorting is μ -optimal for the run minimization problem | p. 9 | throughout |
| ρ_{N_i} | probability that a block of N_i tuples is nonempty | p. 15 | § 4.2,5 |
| $\rho_{N_i,p'}$ | same except individual tuples present with probability p' rather than default p | | § 4.2,5 |
| $P_{\Downarrow N_2}$ | with lexicographic sorting, probability that two nonempty blocks in column 2 seamlessly join | p. 17 | § 4.2,5 |
| $P_{\Downarrow N_2,p'}$ | same except individual tuples present with probability p' | | § 4.2,5 |
| $P_{\Uparrow N_2}$ | with reflected Gray sorting, probability that two nonempty blocks in column 2 seamlessly join | p. 20 | § 4.2,5 |
| $P_{\Uparrow N_2,p'}$ | same except individual tuples present with probability p' | | § 4.2,5 |

B. Maxima Computer Algebra System code

For completing some of the proofs, we used Maxima version 5.12.0 [62]. Scripts ran during about 49 hours on a Mac Pro with two double-core Intel Xeon processors (2.66 GHz) and 2 GiB of RAM.

The proof of Lemma 4 uses the following code which ran for 185 minutes:

```

r(N2,p):=1-(1-p)**N2;
Pdd(N2,p):=N2*p**2*(1-r(N2,p))/((1-p)*r(N2,p)**2);
P:(1-Pdd(N3,p))*r(N3,p)*N2- (1-Pdd(N2,p))*r(N2,p)*N3
-Pdd(N2,r(N3,p))*r(N2*N3,p)+Pdd(N3,r(N2,p))*r(N2*N3,p);
P2:P*r(N2*N3,p);

```

```

for n2:2 unless n2>30 do
  (display(n2),
  for n3:n2+1 unless n3>100 do
    ( nr: nroots(factor(subst([N2=n2,N3=n3],P2)),0,1),
    if(not(nr=0)) then display("ERROR",n2,n3,nr)));

```

The proof of Lemma 6 uses this code which ran for 46 hours:

```

r(N2,p):=1-(1-p)**N2;
Pdd(N2,p):=N2*p**2*(1-r(N2,p))/((1-p)*r(N2,p)**2);
Pud(N2,p):=p**2*(2-r(N2,p))/(r(N2,p)*(1-(1-p)**2));
Lambda(N2,p):=(Pud(N2,p)+(1-r(N2,p))*Pdd(N2,p))/(2-r(N2,p));
P:(1-Lambda(N3,p))*r(N3,p)*N2- (1-Lambda(N2,p))*r(N2,p)*N3
-Lambda(N2,r(N3,p))*r(N2*N3,p)+Lambda(N3,r(N2,p))*r(N2*N3,p);
P2:P*(2-r(N2*N3,p))*r(N2*N3,p);

```

```

for n2:2 unless n2>30 do
  (display(n2),
  for n3:n2+1 unless n3>100 do
    ( nr: nroots(factor(subst([N2=n2,N3=n3],P2)),0,1),
    if(not(nr=1)) then display("ERROR",n2,n3,nr)));

```

C. Proof of Proposition 7

Proof. Define $T_{N_1, N_2, \rho_{N_3}}^{\text{reflected}} = N_1 N_2 \rho_{N_3} - S_{N_1, N_2, \rho_{N_3}}^{\text{reflected}}$ where $S_{N_1, N_2, \rho_{N_3}}^{\text{reflected}}$ is defined as $S_{N_1, N_2}^{\text{reflected}}$ after substituting ρ_{N_3} for p . Define $\lambda_{N_2, \rho_{N_3}}^{\text{reflected}}$, $T_{N_1 N_2, N_3, p}^{\text{reflected}}$, $T_{N_1, N_3, \rho_{N_2}}^{\text{reflected}}$ and $T_{N_1 N_3, N_2, p}^{\text{reflected}}$ similarly. As in the proof of Proposition 6, it is sufficient to prove that $T_{N_1, N_2, \rho_{N_3}}^{\text{reflected}} + T_{N_1 N_2, N_3, p}^{\text{reflected}} \leq T_{N_1, N_3, \rho_{N_2}}^{\text{reflected}} + T_{N_1 N_3, N_2, p}^{\text{reflected}}$ whenever $N_2 \leq N_3$, irrespective of the value of N_1 (allowing $N_1 > N_3$).

We have

$$\begin{aligned}
T_{N_1, N_2, \rho_{N_3}}^{\text{reflected}} + T_{N_1 N_2, N_3, p}^{\text{reflected}} &= N_1 N_2 \rho_{N_3} - \lambda_{N_2, \rho_{N_3}}^{\text{reflected}} \rho_{N_2, \rho_{N_3}} N_1 \\
&\quad + N_1 N_2 N_3 p - \lambda_{N_3}^{\text{reflected}} \rho_{N_3} N_1 N_2 \\
&= (1 - \lambda_{N_3}^{\text{reflected}}) \rho_{N_3} N_1 N_2 \\
&\quad - \lambda_{N_2, \rho_{N_3}}^{\text{reflected}} \rho_{N_2, \rho_{N_3}} N_1 \\
&\quad + N_1 N_2 N_3 p \\
&\leq (1 - \lambda_{N_2}^{\text{reflected}}) \rho_{N_2} N_1 N_3 \\
&\quad - \lambda_{N_3, \rho_{N_2}}^{\text{reflected}} \rho_{N_3, \rho_{N_2}} N_1
\end{aligned}$$

$$\begin{aligned}
& +N_1N_2N_3p + \lambda_{N_2}^{\text{reflected}} \text{ (by Lemma 6)} \\
= & N_1N_3\rho_{N_2} - \lambda_{N_3,\rho_{N_2}}^{\text{reflected}} \rho_{N_3,\rho_{N_2}} N_1 \\
& +N_1N_2N_3p - \lambda_{N_2}^{\text{reflected}} \rho_{N_2} N_1N_3 \\
= & T_{N_1,N_3,\rho_{N_2}}^{\text{reflected}} + T_{N_1N_3,N_2,p}^{\text{reflected}}.
\end{aligned}$$

This proves the result. \square

D. A Related NP-Completeness Result

In § 3.2 we showed it is NP-hard to order columns so as to minimize the RUNCOUNT value after lexicographic sorting. We now show a related problem is NP-complete.

Column-Ordering-for-Minimax Lexicographic Runcount (COMLR). Given a table T , an ordering on the values found in each column, and an integer K , is it possible to reorder the columns of the table, such that when the reordered table is lexicographically sorted, no column has more than K runs?

Proposition 8. *COMLR is NP-complete.*

Proof. Membership in NP is obvious. We show COMLR is NP-hard by reduction from 3SAT [45, LO2]. Suppose our 3SAT instance has variables v_1 to $v_{|V|}$ and clauses C_1 to C_m . We assume that no clause contains both a variable and its negation because such a clause can be removed without affecting satisfiability.

For every variable v_i , the COMLR instance has three values that can appear in tables: w_i , \bar{w}_i and 0_{w_i} . They are ordered: $w_i < \bar{w}_i < 0_{w_i}$. Moreover, for $a \in \{w_i, \bar{w}_i, 0_{w_i}\}$, $b \in \{w_j, \bar{w}_j, 0_{w_j}\}$ and $i \neq j$, we have $a < b$ if and only if $i < j$.

Two other values are used in the table, $+\infty$ and $-\infty$ whose orderings with respect to the other values are as expected.

We construct a table T , with $3|V| + 2$ rows, and with a column for each possible literal and a column for each clause. Hence T has $2|V| + m$ columns. We describe the columns from left to right, beginning with the columns for \bar{v}_1 and v_1 . See Fig. 13.

Consider the literal column associated with \bar{v}_1 . It begins with a run of length $3 \times 1 - 2$ with the $-\infty$ value. It then contains $\bar{w}_1, \bar{w}_1, 0_{w_1}$. The remainder of the column is composed of $+\infty$. The next column is for v_1 . It begins and ends similarly, but in the middle it has $w_1, 0_{w_1}, w_1$. The pairs of columns for the remaining variables then follow. The column for \bar{v}_i begins with a run containing $3i - 2$ copies of the $-\infty$ value, then has $\bar{w}_i, \bar{w}_i, 0_{w_i}$, whereas the column for v_i has $w_i, 0_{w_i}, w_i$ between the run of $-\infty$ and the run of $+\infty$. Thus, the left part of the table has blocks of size 3×2 arranged diagonally. Above the diagonal, we have $-\infty$; below the diagonal, we have $+\infty$. (Except that there is a row of $-\infty$ above everything and a row of $+\infty$ below everything.)

To complete the construction, we have one column per clause. Consider a clause $\{l_i, l_j, l_k\}$ where $l_i = v_i$ or $l_i = \bar{v}_i$ and similarly for l_j and l_k . Each

| \bar{v}_1 | v_1 | \bar{v}_2 | v_2 | \bar{v}_3 | v_3 | \bar{v}_4 | v_4 | c_1 | c_2 | c_3 | c_4 |
|-------------|-----------|-------------|-----------|-------------|-----------|-------------|-----------|-------------|-------------|-------------|-----------|
| $-\infty$ | $-\infty$ | $-\infty$ | $-\infty$ | $-\infty$ | $-\infty$ | $-\infty$ | $-\infty$ | $-\infty$ | $-\infty$ | $-\infty$ | $-\infty$ |
| \bar{w}_1 | w_1 | $-\infty$ | $-\infty$ | $-\infty$ | $-\infty$ | $-\infty$ | $-\infty$ | w_1 | \bar{w}_1 | \bar{w}_1 | w_1 |
| \bar{w}_1 | 0_{w_1} | $-\infty$ | $-\infty$ | $-\infty$ | $-\infty$ | $-\infty$ | $-\infty$ | 0_{w_1} | \bar{w}_1 | \bar{w}_1 | 0_{w_1} |
| 0_{w_1} | w_1 | $-\infty$ | $-\infty$ | $-\infty$ | $-\infty$ | $-\infty$ | $-\infty$ | w_1 | 0_{w_1} | 0_{w_1} | w_1 |
| $+\infty$ | $+\infty$ | \bar{w}_2 | w_2 | $-\infty$ | $-\infty$ | $-\infty$ | $-\infty$ | \bar{w}_2 | \bar{w}_2 | 0_{w_2} | 0_{w_2} |
| $+\infty$ | $+\infty$ | \bar{w}_2 | 0_{w_2} | $-\infty$ | $-\infty$ | $-\infty$ | $-\infty$ | \bar{w}_2 | \bar{w}_2 | 0_{w_2} | 0_{w_2} |
| $+\infty$ | $+\infty$ | 0_{w_2} | w_2 | $-\infty$ | $-\infty$ | $-\infty$ | $-\infty$ | 0_{w_2} | 0_{w_2} | 0_{w_2} | 0_{w_2} |
| $+\infty$ | $+\infty$ | $+\infty$ | $+\infty$ | \bar{w}_3 | w_3 | $-\infty$ | $-\infty$ | w_3 | w_3 | \bar{w}_3 | w_3 |
| $+\infty$ | $+\infty$ | $+\infty$ | $+\infty$ | \bar{w}_3 | 0_{w_3} | $-\infty$ | $-\infty$ | 0_{w_3} | 0_{w_3} | \bar{w}_3 | 0_{w_3} |
| $+\infty$ | $+\infty$ | $+\infty$ | $+\infty$ | 0_{w_3} | w_3 | $-\infty$ | $-\infty$ | w_3 | w_3 | 0_{w_3} | w_3 |
| $+\infty$ | $+\infty$ | $+\infty$ | $+\infty$ | $+\infty$ | $+\infty$ | \bar{w}_4 | w_4 | 0_{w_4} | 0_{w_4} | w_4 | w_4 |
| $+\infty$ | $+\infty$ | $+\infty$ | $+\infty$ | $+\infty$ | $+\infty$ | \bar{w}_4 | 0_{w_4} | 0_{w_4} | 0_{w_4} | 0_{w_4} | 0_{w_4} |
| $+\infty$ | $+\infty$ | $+\infty$ | $+\infty$ | $+\infty$ | $+\infty$ | 0_{w_4} | w_4 | 0_{w_4} | 0_{w_4} | w_4 | w_4 |
| $+\infty$ | $+\infty$ | $+\infty$ | $+\infty$ | $+\infty$ | $+\infty$ | $+\infty$ | $+\infty$ | $+\infty$ | $+\infty$ | $+\infty$ | $+\infty$ |

Figure 13: Example construction for $\{c_1, c_2, c_3, c_4\}$, where $c_1 = \{v_1, \bar{v}_2, v_3\}$, $c_2 = \{\bar{v}_1, \bar{v}_2, v_3\}$, $c_3 = \{\bar{v}_1, \bar{v}_3, v_4\}$, and $c_4 = \{v_1, v_3, v_4\}$.

column begins with $-\infty$ and ends with $+\infty$. Otherwise, the column copies the column for l_i within the *zone* of v_i , where the zone of variable v_i consists of rows $3i - 2, 3i - 1, 3i$ in the table. The construction is such that no matter how columns are reordered, a lexicographic sort can rearrange rows only within their zones. Similarly, the column copies the columns for l_j and l_k within the zones of v_j and v_k , respectively. Otherwise, the part of the column that is in the zone of w_l ($l \notin \{i, j, k\}$), contains 0_{w_l} . See Fig. 13 for the table constructed for $\{\{v_1, \bar{v}_2, v_3\}, \{\bar{v}_1, \bar{v}_2, v_3\}, \{\bar{v}_1, \bar{v}_3, v_4\}, \{v_1, v_3, v_4\}\}$. Finally, we set the maximum-runs-per-column bound $K = |V| + 7$.

The construction creates literal columns that cannot have many runs no matter how we reorder columns and lexicographically sort the rows. Consequently these columns always meet the $|V| + 7$ bound. For clause columns: after *any* column permutation and lexicographic sorting, a clause column can have at most $|V| + 8$ runs:

- 2 for the $-\infty$ and the $+\infty$,
- $(|V| - 3)$ for the variables that are not in the clause,
- and at most 3 for each of the 3 variables that are in the clause.

Table T can have its columns reordered to have at most $|V| + 7$ runs per column (after lexicographic sorting), if and only if the given instance of 3SAT is satisfiable.

Suppose we have a satisfying truth assignment. If v_i is true, permute the columns for \bar{v}_i and v_i . (Otherwise, leave them alone.) After permuting these columns, lexicographic sorting would swap the bottom two rows in the zone for v_i . Any clause containing v_i would find that this swap merges two runs of w_i in its column, and thus we would meet the $|V| + 7$ bound for that clause's column. Likewise, if v_i is false, leave the two columns in their original relationship. The table as constructed was lexicographically sorted, and we see that any clause containing \bar{v}_i would continue to have a run of \bar{w}_i 's and meet the run bound. Since we have a satisfying truth assignment, every clause column will contain at least one such run.

Conversely, suppose we have permuted table columns such that the lexicographically sorted table has no column with more than $|V| + 7$ runs. Because lexicographic sorting is restricted to rearranging rows only within their zones, a clause's column must contain a length-two run of w_i or \bar{w}_i , for some $1 \leq i \leq |V|$. The construction guarantees that if any clause column contains a length-two run of w_i , then no column contains a length-two run of \bar{w}_i . Similarly, a length-two run of \bar{w}_i precludes a length-two run of w_i . Moreover, by construction we see that a column containing the length-two run of w_i must contain v_i . Hence, we set v_i to true. Likewise, for any run of \bar{w}_i we set v_i to false. Clearly, this truth setting satisfies the original 3SAT instance. \square