

The Mystery of the Shape Parameter II

Lin-Tian Luh *

Department of Mathematics, Providence University

Shalu, Taichung, Taiwan

email:ltluh@pu.edu.tw

phone:(04)26328001 ext. 15126

fax:(04)26324653

February 15, 2019

Abstract. We continue an earlier study of the shape parameter c contained in the famous multiquadrics $(-1)^{[\beta]}(c^2 + \|x\|^2)^\beta$, $\beta > 0$, and the inverse multiquadrics $(c^2 + \|x\|^2)^\beta$, $\beta < 0$. Instead of the space of bandlimited functions, we are going to treat a more general function space which roughly speaking is the same as the native space of gaussians. A totally different set of criteria for the optimal choice of c will be provided.

AMS classification:41A05,41A25,41A30,41A63,65D10.

keywords: radial basis function, multiquadric, shape parameter, interpolation.

1 Introduction

As before, we are going to adopt a seemingly more complicated definition

$$h(x) := \Gamma\left(-\frac{\beta}{2}\right) (c^2 + \|x\|^2)^{\frac{\beta}{2}}, \quad \beta \in \mathbb{R} \setminus 2\mathbb{N}_{\geq 0}, \quad c > 0, \quad (1)$$

where $\|x\|$ is the Euclidean norm of x in \mathbb{R}^n , Γ is the classical gamma function, and c, β are constants. This definition will relieve our pain of manipulating its Fourier transform and developing useful criteria.

Recall that $h(x)$ is conditionally positive definite (c.p.d.) of order $m = \max\left\{\left\lceil \frac{\beta}{2} \right\rceil, 0\right\}$ where $\left\lceil \frac{\beta}{2} \right\rceil$ denotes the smallest integer greater than or equal to $\frac{\beta}{2}$. This will be used in the text.

For the reader's convenience we review some basic features of the development in [5]. For any interpolated function f , the interpolating function will be of the form

$$s(x) := \sum_{i=1}^N c_i h(x - x_i) + p(x) \quad (2)$$

*supported by the MOST project 107-2115-M-126-005-

where $p(x) \in P_{m-1}$, the space of polynomials of degree less than or equal to $m-1$ in R^n , $X = \{x_1, \dots, x_N\}$ is the set of centers (interpolation points). For $m = 0$, $P_{m-1} := \{0\}$. We require that $s(\cdot)$ interpolate $f(\cdot)$ at data points $(x_1, f(x_1)), \dots, (x_N, f(x_N))$. This leads to a linear system of the form

$$\begin{aligned} \sum_{i=1}^N c_i h(x_j - x_i) + \sum_{i=1}^Q b_i p_i(x_j) &= f(x_j) \quad , \quad j = 1, \dots, N \\ \sum_{i=1}^N c_i p_j(x_i) &= 0 \quad , \quad j = 1, \dots, Q \end{aligned} \tag{3}$$

to be solved, where $\{p_1, \dots, p_Q\}$ is a basis of P_{m-1} .

The solvability of the linear system is guaranteed by the c.p.d. property of h . However if c is very large, h will be numerically constant, making the linear system numerically unsolvable. Moreover, as pointed out by Madych in [8], if c is very large, the coefficient matrix of the linear system will have a very large condition number, making the interpolating function s unreliable when $f(x_1), \dots, f(x_N)$ are not accurately evaluated.

Each function of the form (1) induces a function space called native space denoted by $\mathcal{C}_{h,m}(R^n)$, abbreviated as $\mathcal{C}_{h,m}$, where m denotes its order of conditional positive definiteness. For its definition and characterization we refer the reader to [2],[3],[6],[7] and [9]. This space is closely related to our space of interpolated functions and has to be used.

As in [5], we need the following basic definitions for our development of the criteria.

Definition 1.1 For $n = 1, 2, 3, \dots$, the sequence of integers γ_n is defined by $\gamma_1 = 2$ and $\gamma_n = 2n(1 + \gamma_{n-1})$ if $n > 1$.

Definition 1.2 Let n and β be as in (1). The numbers ρ and Δ_0 are defined as follows.

- (a) Suppose $\beta < n - 3$. Let $s = \left\lceil \frac{n-\beta-3}{2} \right\rceil$. Then
 - (i) if $\beta < 0$, $\rho = \frac{3+s}{3}$ and $\Delta_0 = \frac{(2+s)(1+s)\dots 3}{\rho^2}$;
 - (ii) if $\beta > 0$, $\rho = 1 + \frac{s}{2\left\lceil \frac{\beta}{2} \right\rceil + 3}$ and $\Delta_0 = \frac{(2m+2+s)(2m+1+s)\dots(2m+3)}{\rho^{2m+2}}$ where $m = \left\lceil \frac{\beta}{2} \right\rceil$.
- (b) Suppose $n - 3 \leq \beta < n - 1$. Then $\rho = 1$ and $\Delta_0 = 1$.
- (c) Suppose $\beta \geq n - 1$. Let $s = -\left\lceil \frac{n-\beta-3}{2} \right\rceil$. Then

$$\rho = 1 \text{ and } \Delta_0 = \frac{1}{(2m+2)(2m+1)\dots(2m-s+3)} \text{ where } m = \left\lceil \frac{\beta}{2} \right\rceil.$$

The following theorem is cited directly from [5].

Theorem 1.3 Let h be defined as in (1) and $m = \max \left\{ 0, \left\lceil \frac{\beta}{2} \right\rceil \right\}$. Then given any positive number b_0 , there are positive constants δ_0 and λ , $0 < \lambda < 1$, which depend completely on b_0 and h for which

the following is true: For any cube E in R^n of side length b_0 , if $f \in \mathcal{C}_{h,m}$ and s is the map defined as in (2) which interpolates f on a finite subset X of E , then

$$|f(x) - s(x)| \leq 2^{\frac{n+\beta+1}{4}} \pi^{\frac{n+1}{4}} \sqrt{n\alpha_n} c^{\frac{\beta}{2}} \sqrt{\Delta_0}(\lambda)^{\frac{1}{\beta}} \|f\|_h \quad (4)$$

holds for all $0 < \delta \leq \delta_0$ and all x in E provided that $\delta = d(E, X) := \sup_{y \in E} \inf_{x \in X} |y - x|$. Here, α_n denotes the volume of the unit ball in R^n , and c, Δ_0 were defined in (1) and Definition 1.2 respectively. Moreover $\delta_0 = \frac{1}{6C\gamma_n(m+1)}$, and $\lambda = (\frac{2}{3})^{\frac{1}{6C\gamma_n}}$ where

$$C = \max \left\{ 2\rho' \sqrt{n} e^{2n\gamma_n}, \frac{2}{3b_0} \right\}, \quad \rho' = \frac{\rho}{c}.$$

The integer γ_n was defined in Definition 1.1, and $\|f\|_h$ is the h -norm of f in $\mathcal{C}_{h,m}$. The constant ρ was defined in Definition 1.2.

Remark. Obviously the domain E in Theorem 1.3 can be extended to a more general set $\Omega \subseteq R^n$ which can be expressed as the union of rotations and translations of a fixed cube of side b_0 .

In this paper the space of interpolated functions is defined as follows.

Definition 1.4 For any positive number σ ,

$$E_\sigma := \{f \in L^2(R^n) : \int |\hat{f}(\xi)|^2 e^{|\xi|^2/\sigma} d\xi < \infty\}$$

where \hat{f} denotes the Fourier transform of f .

Remark. It's easily seen that E_σ is just the well-known native space of gaussian. For each f in E_σ , we define its norm by

$$\|f\|_{E_\sigma} := \left\{ \int |\hat{f}(\xi)|^2 e^{|\xi|^2/\sigma} d\xi \right\}^{1/2}.$$

2 Fundamental Theory

It's easily seen from Theorem 1.3 that the error bound (4) is greatly influenced by the choice of c . This is indeed the starting point of our theory. However, in order to develop useful criteria for the choice of c , some technical manipulation and theoretical analysis are necessary.

Lemma 2.1 Let $\sigma > 0$ and $\beta < 0$. If $|n + \beta| \geq 1$ and $n + \beta + 1 \geq 0$, then $E_\sigma \subseteq \mathcal{C}_{h,m}(R^n)$ and for any $f \in E_\sigma$,

$$\|f\|_h \leq 2^{-n-\frac{1+\beta}{4}} \pi^{-n-\frac{1}{4}} c^{\frac{1-n-\beta}{4}} \left\{ \sup_{|\xi| \in R^n} |\xi|^{(n+\beta+1)/2} e^{c|\xi| - |\xi|^2/\sigma} \right\}^{1/2} \|f\|_{E_\sigma}$$

where $\|f\|_h$ is the h -norm of f in the native space $\mathcal{C}_{h,m}(R^n)$.

Proof. Let $f \in E_\sigma$. By [7] and [2],

$$\|f\|_h = \left\{ \frac{1}{(2\pi)^{2n}} \int \frac{|\hat{f}(\xi)|^2}{\hat{h}(\xi)} d\xi \right\}^{1/2}$$

$$\begin{aligned}
&= \left\{ \frac{1}{(2\pi)^{2n}} \int \frac{|\hat{f}(\xi)|^2}{2^{1+\frac{\beta}{2}} \left(\frac{|\xi|}{c}\right)^{-\frac{\beta}{2}-\frac{n}{2}} \mathcal{K}_{\frac{n+\beta}{2}}(c|\xi|)} d\xi \right\}^{1/2} \quad (\text{Theorem 8.15 of [9]}) \\
&\leq \left\{ \frac{1}{(2\pi)^{2n}} \int \frac{|\hat{f}(\xi)|^2 \sqrt{c|\xi|} e^{c|\xi|}}{2^{1+\frac{\beta}{2}} \left(\frac{|\xi|}{c}\right)^{-\frac{\beta+n}{2}} \sqrt{\frac{\pi}{2}}} d\xi \right\}^{1/2} \quad (\text{Corollary 5.12 of [9]}) \\
&= \frac{c^{\frac{1-n-\beta}{4}}}{2^{n+\frac{1+\beta}{4}} \pi^{n+\frac{1}{4}}} \left\{ \int |\hat{f}(\xi)|^2 |\xi|^{\frac{n+\beta+1}{2}} e^{c|\xi|} d\xi \right\}^{1/2} \\
&\leq \frac{c^{\frac{1-n-\beta}{4}}}{2^{n+\frac{1+\beta}{4}} \pi^{n+\frac{1}{4}}} \left\{ \sup_{|\xi| \in R^n} \frac{|\xi|^{\frac{n+\beta+1}{2}} e^{c|\xi|}}{e^{\frac{|\xi|^2}{\sigma}}} \right\}^{1/2} \|f\|_{E_\sigma} \\
&< \infty.
\end{aligned}$$

Hence $E_\sigma \subseteq \mathcal{C}_{h,m}(R^n)$ by Corollary 3.3 of [7] and the lemma follows. \sharp

In the preceding proof we didn't find the supremum of the function in the braces. Let's try it. Suppose

$$G(\xi) := \xi^{\frac{n+\beta+1}{2}} e^{c\xi - \frac{\xi^2}{\sigma}}, \quad \xi > 0.$$

Then

$$\begin{aligned}
G'(\xi) &= \frac{n+\beta+1}{2} \xi^{\frac{n+\beta-1}{2}} e^{c\xi - \frac{\xi^2}{\sigma}} + \xi^{\frac{n+\beta+1}{2}} e^{c\xi - \frac{\xi^2}{\sigma}} \left(c - \frac{2}{\sigma} \xi \right) \\
&= e^{c\xi - \frac{\xi^2}{\sigma}} \xi^{\frac{n+\beta-1}{2}} \left[\frac{n+\beta+1}{2} + \xi \left(c - \frac{2}{\sigma} \xi \right) \right] \\
&= 0
\end{aligned}$$

iff

$$\frac{n+\beta+1}{2} + c\xi - \frac{2}{\sigma} \xi^2 = 0$$

iff

$$\xi = \frac{c\sigma + \sqrt{c^2\sigma^2 + 4\sigma(n+\beta+1)}}{4} =: \xi^*.$$

So,

$$\|f\|_h \leq 2^{-n-\frac{1+\beta}{4}} \pi^{-n-\frac{1}{4}} c^{\frac{1-n-\beta}{4}} \left[(\xi^*)^{\frac{n+\beta+1}{2}} e^{c\xi^* - \frac{(\xi^*)^2}{\sigma}} \right]^{1/2} \|f\|_{E_\sigma}.$$

We sum it up in the following theorem.

Theorem 2.2 *Under the conditions of Lemma 2.1, any $f \in E_\sigma$ satisfies*

$$\|f\|_h \leq 2^{-n-\frac{1+\beta}{4}} \pi^{-n-\frac{1}{4}} c^{\frac{1-n-\beta}{4}} \left\{ (\xi^*)^{(n+\beta+1)/2} e^{c\xi^* - (\xi^*)^2/\sigma} \right\}^{1/2} \|f\|_{E_\sigma}$$

where

$$\xi^* := \frac{c\sigma + \sqrt{c^2\sigma^2 + 4\sigma(n+\beta+1)}}{4}.$$

Corollary 2.3 Let $\sigma > 0$ and $\beta < 0$. If $|n + \beta| \geq 1$ and $n + \beta + 1 \geq 0$, then (4) in Theorem 1.3 has the form

$$|f(x) - s(x)| \leq 2^{-\frac{3}{4}n} \pi^{-\frac{3}{4}n} \sqrt{n\alpha_n} \sqrt{\Delta_0} c^{\frac{1+\beta-n}{4}} \left\{ (\xi^*)^{(n+\beta+1)/2} e^{c\xi^* - (\xi^*)^2/\sigma} \right\}^{1/2} (\lambda)^{\frac{1}{8}} \|f\|_{E_\sigma}$$

whenever $f \in E_\sigma$, where $\xi^* := \frac{c\sigma + \sqrt{c^2\sigma^2 + 4\sigma(n+\beta+1)}}{4}$.

Remark. Note that Corollary 2.3 covers the most useful cases $\beta = -1$ and $n \geq 2$. However the case $\beta = -1$ and $n = 1$ is excluded. For $\beta = -1$ and $n = 1$ we need a different approach.

Lemma 2.4 Let $\sigma > 0$, $\beta = -1$ and $n = 1$. Then $E_\sigma \subseteq C_{h,m}(R^n)$ and for any $f \in E_\sigma$,

$$\|f\|_h \leq \frac{1}{2^{n+\frac{1}{4}}\pi^n} \left\{ \frac{1}{\ln 2} + 2\sqrt{3} \sup_{|\xi| > \frac{1}{c}} \sqrt{c|\xi|} e^{c|\xi| - |\xi|^2/\sigma} \right\}^{1/2} \|f\|_{E_\sigma}.$$

Proof. Let $f \in E_\sigma$. By [7] and [2],

$$\begin{aligned} \|f\|_h &= \left\{ \frac{1}{(2\pi)^{2n}} \int \frac{|\hat{f}(\xi)|^2}{\hat{h}(\xi)} d\xi \right\}^{1/2} \\ &= \frac{1}{(2\pi)^n} \left\{ \int \frac{|\hat{f}(\xi)|^2}{\sqrt{2}\mathcal{K}_0(c|\xi|)} d\xi \right\}^{1/2} \quad (\text{Theorem 8.15 of [9]}) \\ &= \frac{1}{(2\pi)^n 2^{\frac{1}{4}}} \left\{ \int_{|\xi| \leq \frac{1}{c}} \frac{|\hat{f}(\xi)|^2}{\mathcal{K}_0(c|\xi|)} d\xi + \int_{|\xi| > \frac{1}{c}} \frac{|\hat{f}(\xi)|^2}{\mathcal{K}_0(c|\xi|)} d\xi \right\}^{1/2}. \end{aligned}$$

Here,

$$\begin{aligned} \int_{|\xi| \leq \frac{1}{c}} \frac{|\hat{f}(\xi)|^2}{\mathcal{K}_0(c|\xi|)} d\xi &\sim \int_{|\xi| \leq \frac{1}{c}} \frac{|\hat{f}(\xi)|^2}{- \ln \frac{c|\xi|}{2}} d\xi \quad (\mathcal{K}_0(z) \sim -\{(\ln \frac{z}{2}) + r\} I_0(z) \text{ as } z \rightarrow 0 \text{ where } r \sim 0.577 \\ &\quad \text{by p. 255, p. 374 and p. 379 of [1]}) \\ &= \int_{|\xi| \leq \frac{1}{c}} |\hat{f}(\xi)|^2 e^{\frac{|\xi|^2}{\sigma}} \frac{1}{e^{\frac{|\xi|^2}{\sigma}} |\ln \frac{c|\xi|}{2}|} d\xi \\ &\leq \sup_{|\xi| \leq \frac{1}{c}} \left\{ \frac{1}{e^{\frac{|\xi|^2}{\sigma}} |\ln \frac{c|\xi|}{2}|} \right\} \cdot \int_{|\xi| \leq \frac{1}{c}} |\hat{f}(\xi)|^2 e^{\frac{|\xi|^2}{\sigma}} d\xi \\ &\leq \frac{1}{e^{\frac{|\xi^*|^2}{\sigma}} |\ln \frac{c|\xi^*|}{2}|} \cdot \|f\|_{E_\sigma}^2 \text{ where } 0 < |\xi^*| \leq \frac{1}{c} \text{ for some } \xi^* \\ &\leq \frac{1}{|\ln 2|} \cdot \|f\|_{E_\sigma}^2. \end{aligned}$$

Also, since $\Gamma(\frac{1}{2}) = \sqrt{\pi}$,

$$\begin{aligned} \int_{|\xi| > \frac{1}{c}} \frac{|\hat{f}(\xi)|^2}{\mathcal{K}_0(c|\xi|)} d\xi &\leq 2\sqrt{3} \int_{|\xi| > \frac{1}{c}} |\hat{f}(\xi)|^2 e^{\frac{|\xi|^2}{\sigma}} \frac{\sqrt{c|\xi|} e^{c|\xi|}}{e^{\frac{|\xi|^2}{\sigma}}} d\xi \\ &\leq 2\sqrt{3} \sup_{|\xi| > \frac{1}{c}} \frac{\sqrt{c|\xi|} e^{c|\xi|}}{e^{\frac{|\xi|^2}{\sigma}}} \cdot \|f\|_{E_\sigma}^2. \end{aligned}$$

Our lemma thus follows immediately. #

Theorem 2.5 *Let $\sigma > 0$, $\beta = -1$ and $n = 1$. For any $f \in E_\sigma$,*

$$\|f\|_h \leq 2^{-(n+\frac{1}{4})} \pi^{-n} \left\{ \frac{1}{\ln 2} + 2\sqrt{3}M(c) \right\}^{1/2} \|f\|_{E_\sigma}$$

where $M(c) := e^{1-\frac{1}{\sigma c^2}}$ if $c \leq \frac{2}{\sqrt{3\sigma}}$ and $M(c) := g\left(\frac{c\sigma + \sqrt{c^2\sigma^2 + 4\sigma}}{4}\right)$ if $c > \frac{2}{\sqrt{3\sigma}}$, where $g(\xi) := \sqrt{c\xi}e^{c\xi - \frac{\xi^2}{\sigma}}$.

Proof. The maximum of $g(\xi)$ on $[\frac{1}{c}, \infty)$ obviously exists. In order to find its exact value, we first find $g'(\xi)$. Note that

$$\begin{aligned} g'(\xi) &= \frac{e^{\frac{\xi^2}{\sigma}} [D_\xi \sqrt{c\xi} e^{c\xi}] - \sqrt{c\xi} e^{c\xi} D_\xi e^{\frac{\xi^2}{\sigma}}}{e^{\frac{2\xi^2}{\sigma}}} \\ &= \frac{e^{\frac{\xi^2}{\sigma}} \left[\frac{c}{2\sqrt{c\xi}} e^{c\xi} + \sqrt{c\xi} e^{c\xi} c \right] - \sqrt{c\xi} e^{c\xi} e^{\frac{\xi^2}{\sigma}} \frac{2\xi}{\sigma}}{e^{\frac{2\xi^2}{\sigma}}} \\ &= \frac{\frac{c}{2\sqrt{c\xi}} e^{c\xi} + c\sqrt{c\xi} e^{c\xi} - \frac{2}{\sigma} \xi \sqrt{c\xi} e^{c\xi}}{e^{\frac{\xi^2}{\sigma}}} \\ &= \frac{e^{c\xi} \left[\frac{\sqrt{c}}{2\sqrt{\xi}} + c\sqrt{c\xi} - \frac{2}{\sigma} \xi \sqrt{c\xi} \right]}{e^{\frac{\xi^2}{\sigma}}} \\ &= 0 \end{aligned}$$

iff

$$\frac{\sqrt{c}}{2\sqrt{\xi}} + c\sqrt{c\xi} - \frac{2}{\sigma} \xi \sqrt{c\xi} = 0$$

iff

$$\xi^2 - \frac{c\sigma}{2} \xi - \frac{\sigma}{4} = 0$$

iff

$$\xi = \frac{c\sigma + \sqrt{c^2\sigma^2 + 4\sigma}}{4}.$$

Let $\xi^* := \frac{c\sigma + \sqrt{c^2\sigma^2 + 4\sigma}}{4}$. Then $\xi^* \leq \frac{1}{c}$ iff $c \leq \frac{2}{\sqrt{3\sigma}}$. Also, $\lim_{\xi \rightarrow 0^+} g(\xi) = \lim_{\xi \rightarrow \infty} g(\xi) = 0$. This gives that

$$\sup_{\xi > \frac{1}{c}} g(\xi) = \begin{cases} g(\frac{1}{c}) = e^{1-\frac{1}{\sigma c^2}} & \text{if } c \leq \frac{2}{\sqrt{3\sigma}}, \\ g(\xi^*) = g\left(\frac{c\sigma + \sqrt{c^2\sigma^2 + 4\sigma}}{4}\right) & \text{if } c > \frac{2}{\sqrt{3\sigma}}. \end{cases}$$

The theorem then follows from Lemma 2.4. #

Corollary 2.6 *Let $\sigma > 0$, $\beta = -1$ and $n = 1$. For any $f \in E_\sigma$, formula (4) in Theorem 1.3 can be expressed as*

$$|f(x) - s(x)| \leq 2^{-1} \sqrt{\Delta_0(\lambda)}^{\frac{1}{5}} \frac{1}{\sqrt{c}} \left\{ \frac{1}{\ln 2} + 2\sqrt{3}M(c) \right\}^{1/2} \|f\|_{E_\sigma}.$$

Now we begin the study of the case $\beta > 0$.

Lemma 2.7 *Let $\sigma > 0$, $\beta > 0$ and $n \geq 1$. Then $E_\sigma \subseteq \mathcal{C}_{h,m}(R^n)$ and for any $f \in E_\sigma$,*

$$\|f\|_h \leq d_0 c^{\frac{1-\beta-n}{4}} \left\{ \sup_{\xi \in R^n} \frac{|\xi|^{(1+\beta+n)/2} e^{c|\xi|}}{e^{|\xi|^2/\sigma}} \right\}^{1/2} \|f\|_{E_\sigma}$$

where d_0 is a constant depending on n, β only.

Proof. By definition,

$$\begin{aligned} \|f\|_h &= \left\{ \sum_{|\alpha|=m} \frac{m!}{\alpha!} \|(D^\alpha f)^\wedge\|_{L^2(\rho)}^2 \right\}^{1/2} \quad (\text{by Corollary 3.3 of [7] and [2]}) \\ &= \left\{ \sum_{|\alpha|=m} \frac{m!}{\alpha!} \int |(D^\alpha f)^\wedge(\xi)|^2 d\rho \right\}^{1/2} \\ &= \left\{ \sum_{|\alpha|=m} \frac{m!}{\alpha!} \int |(D^\alpha f)^\wedge(\xi)|^2 \cdot \frac{1}{(2\pi)^{2n} |\xi|^{2m} \hat{h}(\xi)} d\xi \right\}^{1/2} \quad (\text{by [7]}) \\ &= \left\{ \sum_{|\alpha|=m} \frac{m!}{\alpha!} \int |i^m \xi^\alpha \hat{f}(\xi)|^2 \cdot \frac{1}{(2\pi)^{2n} |\xi|^{2m} \hat{h}(\xi)} d\xi \right\}^{1/2} \\ &= \frac{(m!)^{\frac{1}{2}}}{(2\pi)^n} \left\{ \sum_{|\alpha|=m} \frac{1}{\alpha!} \int \frac{\xi^{2\alpha} |\hat{f}(\xi)|^2}{|\xi|^{2m} \hat{h}(\xi)} d\xi \right\}^{1/2} \\ &\leq \frac{\sqrt{m!}}{(2\pi)^n \sqrt{2^{1+\frac{\beta}{2}}}} \left\{ C(m, n) \int |\hat{f}(\xi)|^2 \frac{|\xi|^{\frac{\beta+n}{2}}}{c^{\frac{\beta+n}{2}} \mathcal{K}_{\frac{n+\beta}{2}}(c|\xi|)} d\xi \right\}^{1/2} \quad (\text{by [9]}) \\ &\quad \text{where } C(m, n) \text{ denotes the number of terms in } \sum \\ &\leq \frac{\sqrt{m! C(m, n)}}{(2\pi)^n \sqrt{2^{1+\frac{\beta}{2}}}} c^{\frac{\beta+n}{4}} \left\{ \int |\hat{f}(\xi)|^2 |\xi|^{\frac{\beta+n}{2}} \cdot \frac{1}{\sqrt{\frac{\pi}{2}} \cdot \frac{e^{-c|\xi|}}{\sqrt{c|\xi|}}} d\xi \right\}^{1/2} \quad (\text{by [9]}) \\ &= \frac{\sqrt{m! C(m, n)}}{(2\pi)^n \sqrt{2^{1+\frac{\beta}{2}}}} \cdot c^{\frac{1-(\beta+n)}{4}} \left(\sqrt{\frac{2}{\pi}} \right)^{\frac{1}{2}} \left\{ \int |\hat{f}(\xi)|^2 |\xi|^{\frac{1+\beta+n}{2}} e^{c|\xi|} d\xi \right\}^{1/2} \\ &\leq d_0 c^{\frac{1-\beta-n}{4}} \left\{ \sup_{\xi \in R^n} \frac{|\xi|^{\frac{1+\beta+n}{2}} e^{c|\xi|}}{e^{\frac{|\xi|^2}{\sigma}}} \right\}^{1/2} \|f\|_{E_\sigma} \text{ where } d_0 := \frac{\sqrt{m! C(m, n)}}{(2\pi)^n \sqrt{2^{1+\frac{\beta}{2}}}} \cdot \left(\frac{2}{\pi} \right)^{1/2}. \end{aligned}$$

Since $\|f\|_h < \infty$, $f \in \mathcal{C}_{h,m}$. #

Theorem 2.8 *Under the conditions of Lemma 2.7,*

$$\|f\|_h \leq d_0 c^{\frac{1-\beta-n}{4}} \left\{ \frac{(\xi^*)^{(1+\beta+n)/2} e^{c\xi^*}}{e^{(\xi^*)^2/\sigma}} \right\}^{1/2} \|f\|_{E_\sigma}$$

where $\xi^* = \frac{c\sigma + \sqrt{c^2\sigma^2 + 4\sigma(1+\beta+n)}}{4}$.

Proof. Let $g(x) := \frac{x^{\frac{1+\beta+n}{2}} e^{cx}}{e^{\frac{x^2}{\sigma}}}$, $x > 0$. Then

$$\begin{aligned} g'(x) &= e^{-\frac{2x^2}{\sigma}} \left\{ e^{\frac{x^2}{\sigma}} \left[\frac{1+\beta+n}{2} x^{\frac{\beta+n-1}{2}} e^{cx} + x^{\frac{1+\beta+n}{2}} e^{cx} c \right] - x^{\frac{1+\beta+n}{2}} e^{cx} e^{\frac{x^2}{\sigma}} \frac{2}{\sigma} x \right\} \\ &= e^{-\frac{x^2}{\sigma}} e^{cx} \left[\frac{1+\beta+n}{2} x^{\frac{\beta+n-1}{2}} + cx^{\frac{1+\beta+n}{2}} - x^{\frac{1+\beta+n}{2}} \frac{2}{\sigma} x \right] \\ &= e^{cx - \frac{x^2}{\sigma}} x^{\frac{\beta+n}{2}} \left[\frac{1+\beta+n}{2} x^{-\frac{1}{2}} + cx^{\frac{1}{2}} - x^{\frac{1}{2}} \frac{2}{\sigma} x \right] \\ &= 0 \end{aligned}$$

iff

$$\frac{1+\beta+n}{2} \cdot \frac{1}{\sqrt{x}} + c\sqrt{x} - \frac{2}{\sigma} x\sqrt{x} = 0$$

iff

$$\frac{1+\beta+n+2cx - \frac{4}{\sigma}x^2}{2\sqrt{x}} = 0$$

iff

$$4x^2 - 2c\sigma x - \sigma(1+\beta+n) = 0$$

iff

$$x = \frac{2c\sigma + \sqrt{4c^2\sigma^2 + 16\sigma(1+\beta+n)}}{8}$$

iff

$$x = \frac{c\sigma + \sqrt{c^2\sigma^2 + 4\sigma(1+\beta+n)}}{4}.$$

Then the theorem follows immediately from the preceding lemma. \sharp

Corollary 2.9 Let $\sigma > 0$, $\beta > 0$ and $n \geq 1$. For any $f \in E_\sigma$, (4) in Theorem 1.3 can be expressed as

$$|f(x) - s(x)| \leq 2^{\frac{n+\beta+1}{4}} \pi^{\frac{n+1}{4}} \sqrt{n\alpha_n} \sqrt{\Delta_0} (\lambda)^{\frac{1}{8}} d_0 c^{\frac{1+\beta-n}{4}} \left\{ \frac{(\xi^*)^{(1+\beta+n)/2} e^{c\xi^*}}{e^{(\xi^*)^2/\sigma}} \right\}^{1/2} \|f\|_{E_\sigma}$$

where d_0 is defined as in Lemma 2.7, and ξ^* is defined as in Theorem 2.8.

3 How to choose c ?

Theoretically $0 < \lambda < 1$ and δ can be arbitrarily small. Therefore $\lambda^{\frac{1}{8}}$ of (4) is very influential. The value of λ had been unknown for a long time. Fortunately it's clarified in [4]. This is a breakthrough and makes it possible to assess the influence of c on the error bound. However the value of $\lambda^{\frac{1}{8}}$ highly depends on whether b_0 in Theorem 1.3 is fixed or not. Hence we discuss it separately.

3.1 b_0 fixed

Let b_0 in Theorem 1.3 be fixed. Then the requirement $\delta \leq \delta_0$ forces $c \geq c_0$ where $c_0 := 12\rho\sqrt{n}e^{2n\gamma_n}\gamma_n(m+1)\delta$ if we require $c \leq c_1$ defined below. Now,

$$C = \begin{cases} 2\rho'\sqrt{n}e^{2n\gamma_n} & \text{if } c \in [c_0, c_1], \\ \frac{2}{3b_0} & \text{if } c \in [c_1, \infty), \end{cases}$$

where $c_1 := 3b_0\rho\sqrt{n}e^{2n\gamma_n}$. Since $\lambda = (\frac{2}{3})^{\frac{1}{6C\gamma_n}}$, we have

$$\lambda^{\frac{1}{\delta}} = \begin{cases} e^{\eta(\delta)c} & \text{if } c \in [c_0, c_1], \\ (\frac{2}{3})^{\frac{b_0}{4\gamma_n\delta}} & \text{if } c \in [c_1, \infty), \end{cases}$$

where $\eta(\delta) := \frac{\ln \frac{2}{3}}{12\rho\sqrt{n}e^{2n\gamma_n}\gamma_n\delta}$.

It's easily seen that $\lambda^{\frac{1}{\delta}}$ is a continuous function of c and is independent of c whenever $c \geq c_1$.

Obviously $\lambda^{\frac{1}{\delta}}$ is influential only when δ is very small. The number γ_n grows very fast as n increases. Therefore $\lambda^{\frac{1}{\delta}} \approx 1$ for high dimensions; unless δ is extremely small.

With these understandings we can now begin our theoretical analysis of the optimal c .

Case 1. $\beta = -1$ and $n = 1$ Let $f \in E_\sigma$ and h be the map defined in (1) with $\beta = -1$ and $n = 1$. Corollary 2.6 shows that

$$|f(x) - s(x)| \leq MN(c) \cdot \|f\|_{E_\sigma}$$

where

$$MN(c) := \begin{cases} \frac{1}{2} \cdot (\frac{2}{3})^{\frac{c}{24\delta e^4}} \cdot \frac{1}{\sqrt{c}} \cdot \{\frac{1}{\ln 2} + 2\sqrt{3}M(c)\}^{1/2} & \text{if } 24\delta e^4 \leq c \leq 3b_0e^4, \\ \frac{1}{2} \cdot (\frac{2}{3})^{\frac{b_0}{8\delta}} \cdot \frac{1}{\sqrt{c}} \cdot \{\frac{1}{\ln 2} + 2\sqrt{3}M(c)\} & \text{if } c \geq 3b_0e^4, \end{cases}$$

where b_0 is the side length of the domain cube and δ is the fill distance defined in Theorem 1.3, and

$$M(c) := \begin{cases} e^{1 - \frac{1}{\sigma c^2}} & \text{if } c \leq \frac{2}{\sqrt{3\sigma}}, \\ g(\frac{c\sigma + \sqrt{c^2\sigma^2 + 4\sigma}}{4}) & \text{if } c > \frac{2}{\sqrt{3\sigma}}, \end{cases}$$

where $g(\xi) := \sqrt{c\xi}e^{c\xi - \frac{\xi^2}{\sigma}}$. The value c minimizing $MN(c)$ in the interval $[24\delta e^4, \infty)$ is then the optimal choice of c .

The restriction $c \geq 24\delta e^4$, which is just c_0 defined in the beginning of this subsection, is a drawback. However, empirical results show that the optimal value of c never lies in the interval $(0, 24\delta e^4)$. It's the same for Cases 2 and 3. Hence we essentially have dealt with all positive c in the interval $(0, \infty)$. We call $MN(c)$ the MN function and its graph the MN curve, in honor of Professors W. R. Madych and S. A. Nelson for their outstanding contributions to the development of RBF. Some examples are given in Figs. 1-5, where N_d denotes the number of data points used.

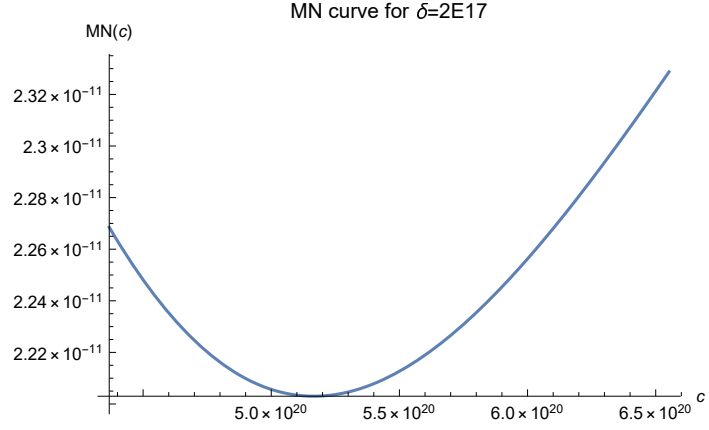


Figure 1: Here $n = 1, \beta = -1, \sigma = 1\text{E-}42, b_0 = 1\text{E}18$ and $N_d = 4$.

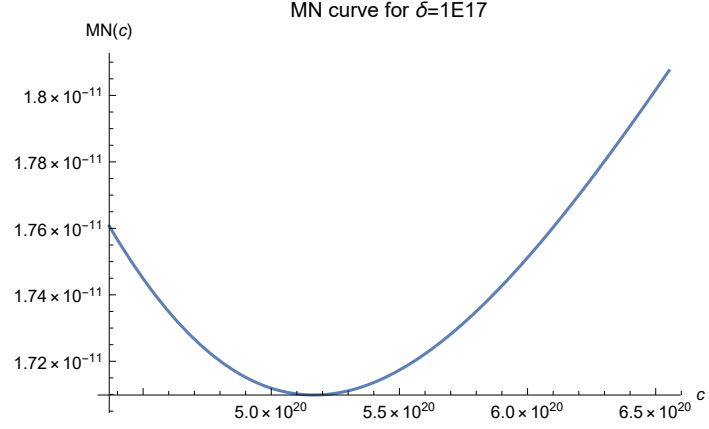


Figure 2: Here $n = 1, \beta = -1, \sigma = 1\text{E-}42, b_0 = 1\text{E}18$ and $N_d = 6$.

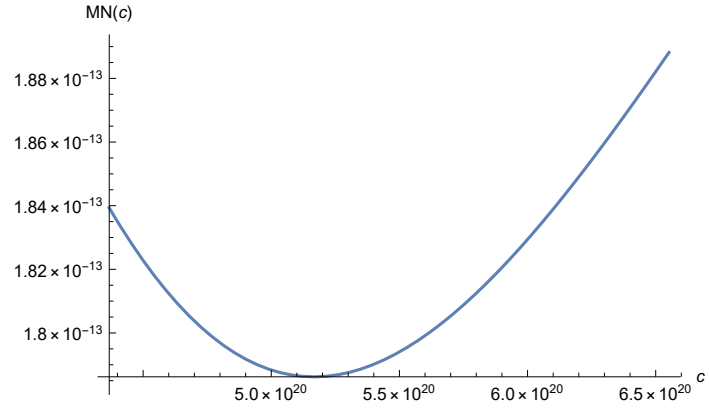


Figure 3: Here $n = 1, \beta = -1, \sigma = 1\text{E-}42, b_0 = 1\text{E}18$ and $N_d = 51$.

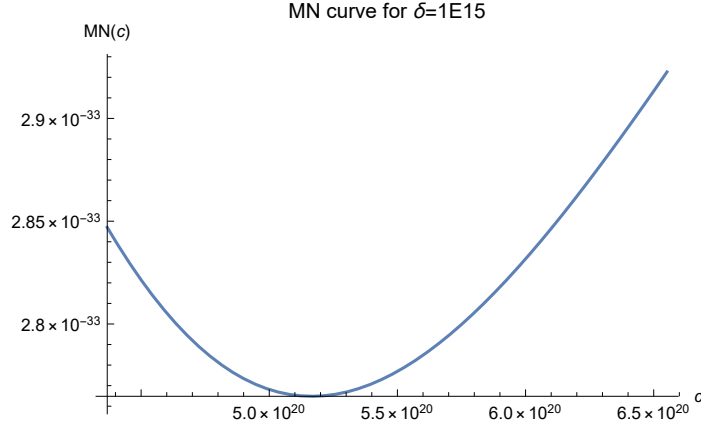


Figure 4: Here $n = 1, \beta = -1, \sigma = 1\text{E}-42, b_0 = 1\text{E}18$ and $N_d = 501$.
MN curve for $\delta=1\text{E}15$

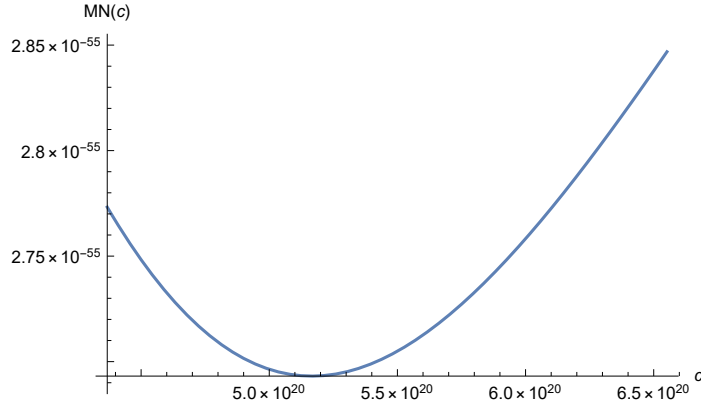


Figure 5: Here $n = 1, \beta = -1, \sigma = 1\text{E}-42, b_0 = 1\text{E}18$ and $N_d = 1001$.

Case 2. $|n + \beta| \geq 1, \beta < 0$ and $n + \beta + 1 \geq 0$ Let $f \in E_\sigma$ and E be the domain cube in Theorem 1.3 with side length b_0 . Let h be the map defined in (1) with $1 + \beta + n \geq 0, \beta < 0$ and $|n + \beta| \geq 1$. Corollary 2.3 shows that

$$|f(x) - s(x)| \leq MN(c) \cdot \|f\|_{E_\sigma}$$

where

$$MN(c) := \begin{cases} (2\pi)^{-\frac{3}{4}n} \sqrt{n\alpha_n \Delta_0} c^{\frac{1+\beta-n}{4}} \{(\xi^*)^{\frac{n+\beta+1}{2}} e^{c\xi^* - \frac{(\xi^*)^2}{\sigma}}\}^{1/2} \left(\frac{2}{3}\right)^{\frac{c}{12\rho\delta\gamma_n\sqrt{n}e^{2n\gamma_n}}} & \text{if } c \in [c_0, c_1], \\ (2\pi)^{-\frac{3}{4}n} \sqrt{n\alpha_n \Delta_0} c^{\frac{1+\beta-n}{4}} \{(\xi^*)^{\frac{n+\beta+1}{2}} e^{c\xi^* - \frac{(\xi^*)^2}{\sigma}}\}^{1/2} \left(\frac{2}{3}\right)^{\frac{b_0}{4\gamma_n\delta}} & \text{if } c \in [c_1, \infty), \end{cases}$$

where δ is the fill distance, α_n is the volume of the unit ball in R^n , and γ_n , and Δ_0, ρ were defined in Definitions 1.1 and 1.2, respectively. The optimal value of c is just the value minimizing $MN(c)$ in $[c_0, \infty)$. The MN curves of Case 2 are given in Figs. 6-10.

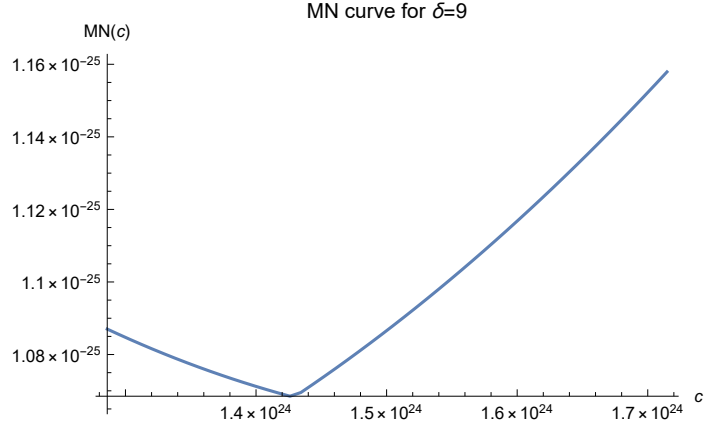


Figure 6: Here $n = 2$, $\beta = -1$, $\sigma = 1\text{E}-48$, $b_0 = 480$ and $N_d = 784$.

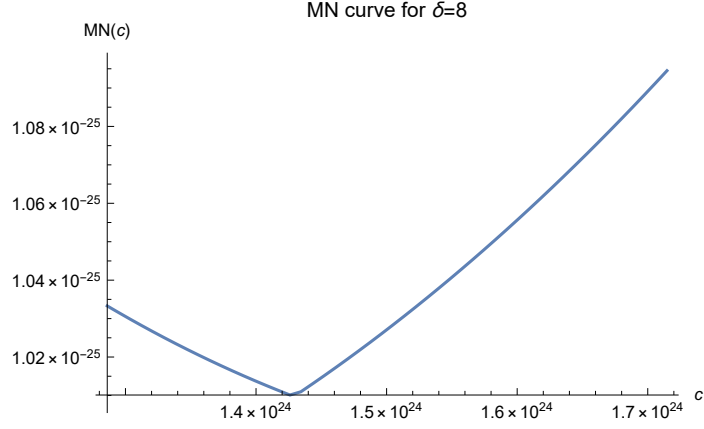


Figure 7: Here $n = 2$, $\beta = -1$, $\sigma = 1\text{E}-48$, $b_0 = 480$ and $N_d = 961$.

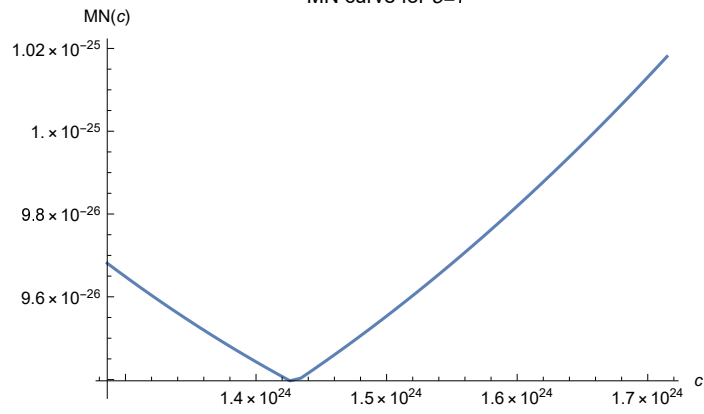


Figure 8: Here $n = 2$, $\beta = -1$, $\sigma = 1\text{E}-48$, $b_0 = 480$ and $N_d = 1296$.

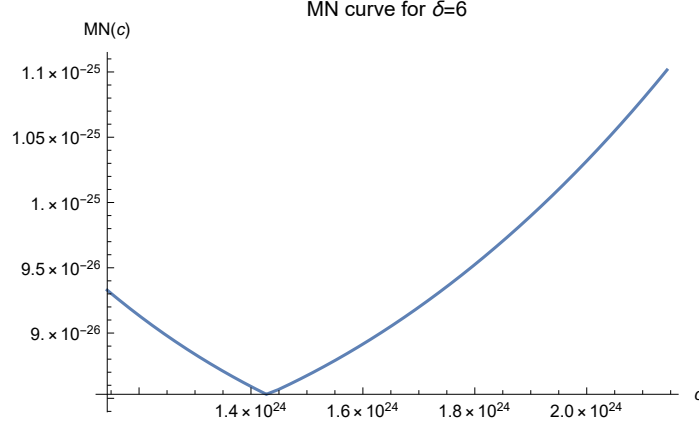


Figure 9: Here $n = 2, \beta = -1, \sigma = 1\text{E}-48, b_0 = 480$ and $N_d = 1681$.
MN curve for $\delta=6$

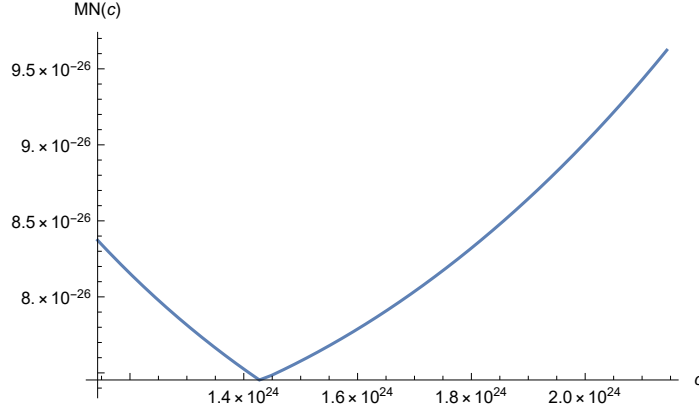


Figure 10: Here $n = 2, \beta = -1, \sigma = 1\text{E}-48, b_0 = 480$ and $N_d = 2041$.

Case 3. $\boxed{\beta > 0 \text{ and } n \geq 1}$ Let $f \in E_\sigma$ and E be the domain cube in Theorem 1.3 with side length b_0 . Let h be the map defined in (1) with $\beta > 0$ and $n \geq 1$. Corollary 2.9 shows that

$$|f(x) - s(x)| \leq d_0 \cdot MN(c) \cdot \|f\|_{E_\sigma}$$

where

$$MN(c) := \begin{cases} 2^{\frac{n+\beta+1}{4}} \pi^{\frac{n+1}{4}} \sqrt{n\alpha_n \Delta_0} c^{\frac{1+\beta-n}{4}} \left\{ \frac{(\xi^*)^{(1+\beta+n)/2} e^{c\xi^*}}{e^{(\xi^*)^2/\sigma}} \right\}^{1/2} \left(\frac{2}{3} \right)^{\frac{c}{12\rho\sqrt{n}\gamma_n\delta e^{2n\gamma_n}}} & \text{if } c \in [c_0, c_1], \\ 2^{\frac{n+\beta+1}{4}} \pi^{\frac{n+1}{4}} \sqrt{n\alpha_n \Delta_0} c^{\frac{1+\beta-n}{4}} \left\{ \frac{(\xi^*)^{(1+\beta+n)/2} e^{c\xi^*}}{e^{(\xi^*)^2/\sigma}} \right\}^{1/2} \left(\frac{2}{3} \right)^{\frac{b_0}{4\gamma_n\delta}} & \text{if } c \in [c_1, \infty), \end{cases}$$

where δ is the fill distance, α_n is the volume of the unit ball in R^n , and γ_n , and Δ_0, ρ were defined in Definitions 1.1 and 1.2, respectively. The constant d_0 was defined in Lemma 2.7 and depends on n and β only. Then we choose c which minimizes $MN(c)$ in $[c_0, \infty)$. The MN curves appear in Figs. 11-15.

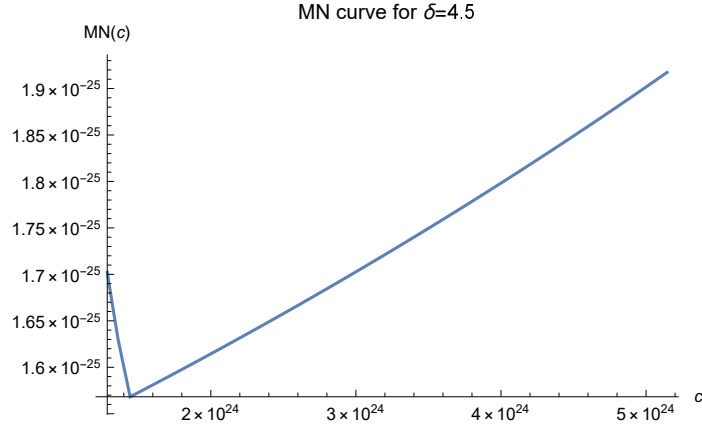


Figure 11: Here $n = 2, \beta = 1, \sigma = 1\text{E}-50, b_0 = 480$ and $N_d = 3025$.
MN curve for $\delta=4$

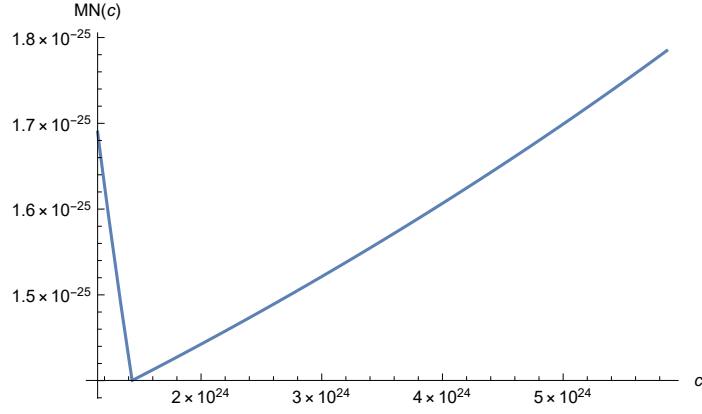


Figure 12: Here $n = 2, \beta = 1, \sigma = 1\text{E}-50, b_0 = 480$ and $N_d = 3721$.
MN curve for $\delta=3.5$

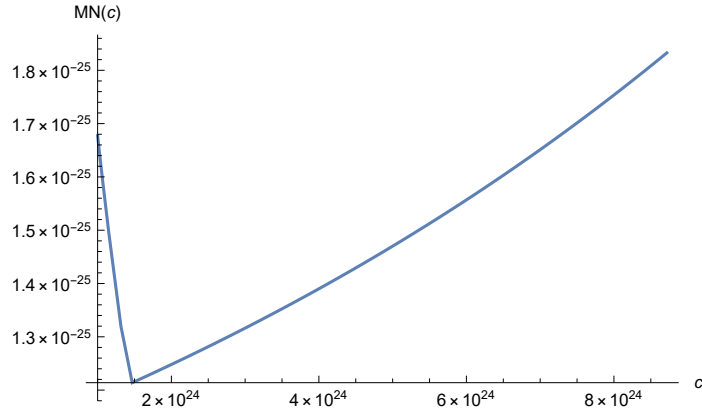


Figure 13: Here $n = 2, \beta = 1, \sigma = 1\text{E}-50, b_0 = 480$ and $N_d = 4900$.

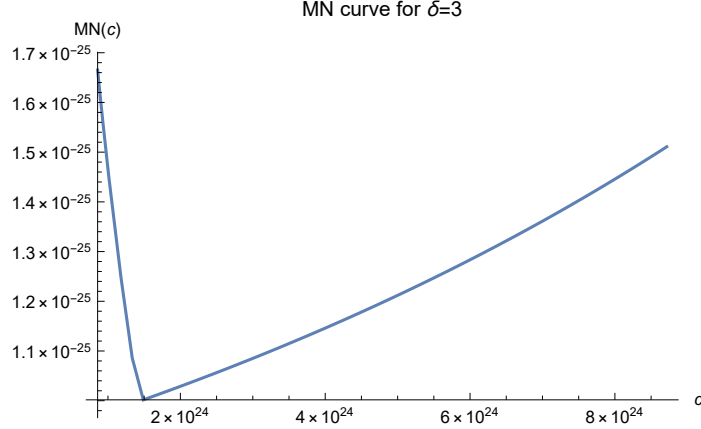


Figure 14: Here $n = 2$, $\beta = 1$, $\sigma = 1\text{E}-50$, $b_0 = 480$ and $N_d = 6561$.

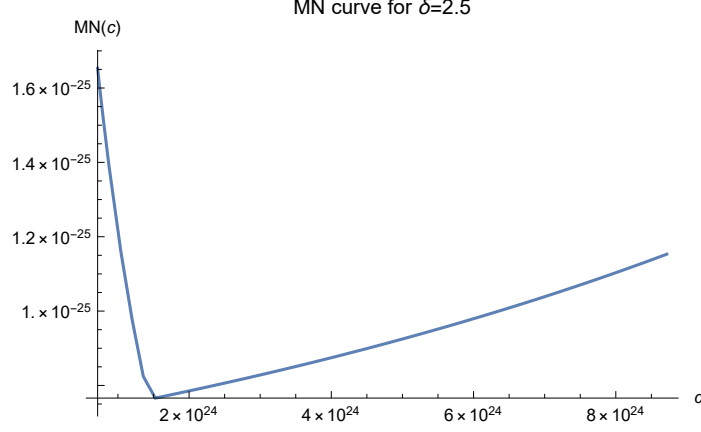


Figure 15: Here $n = 2$, $\beta = 1$, $\sigma = 1\text{E}-50$, $b_0 = 480$ and $N_d = 9409$.

Something amazing in Cases 2 and 3 is that increasing the number of data points does not improve the MN function values much. What's important is the choice of c . Although in Case 1 the essential error bound $MN(c)$ for the interpolation greatly depends on the fill distance δ , very small $MN(c)$ can be achieved by using very few data points. For example, in Fig 1, only 4 data points are used in a huge domain of length $1\text{E}18$. In fact, this kind of results is frequently seen in our c theory, as long as c is chosen well.

3.2 b_0 not fixed

As explained in [5] and [8], some domains are invariant under dilation. Any point in such a domain is contained in a cube of side b_0 where b_0 can be made arbitrarily large and the cube is still contained in the domain. For example,

$$\Omega := \{(x_1, \dots, x_n) : x_i \geq 0 \text{ for } i = 1, \dots, n\}$$

is such a domain. So is $\Omega = \mathbb{R}^n$.

In Theorem 1.3, if b_0 can be made arbitrarily large, then both C and λ can be made arbitrarily small by increasing c and b_0 . The optimal choice of c will hence be very different.

In this paper every approximated function f belongs to E_σ . The domain of f is of course R^n . However the interpolation occurs in a cube as required in Theorem 1.3. In practical problems the interpolation often can occur only in some subset Ω of R^n , even if the domain of the approximated function is the entire R^n . In this subsection the dilation-invariant domain Ω denotes the subset of R^n where interpolation can occur.

We begin with the case $\beta = -1$ and $n = 1$.

Case 1. $\boxed{\beta = -1 \text{ and } n = 1}$ Let $f \in E_\sigma$ be the interpolated function and $\Omega \subseteq R^1$ be such that for any $x \in \Omega$ and $b_0 > 0$, there exists a cube E of side b_0 such that $x \in E \subseteq \Omega$ and interpolation can occur in E . Let h be the map defined in (1) with $\beta = -1$ and $n = 1$. For any $\delta > 0$, the optimal choice of c in the interval $[24\delta e^4, \infty)$ is the number minimizing $MN(c)$ where $MN(c)$ was defined in Case 1 of section 3 for $c \in [24\delta e^4, 3b_0 e^4]$.

Reason: Since C in Theorem 1.3 can be kept equal to $2\rho'\sqrt{ne}^{2n\gamma_n}$ by increasing b_0 .

What's noteworthy is that we only increase b_0 to keep $C = 2\rho'\sqrt{ne}^{2n\gamma_n}$. We never decrease b_0 because it will only increase C and make λ and δ_0 in Theorem 1.3 worse. With the same reason as Case 1, we have the following two cases.

Case 2. $\boxed{|n + \beta| \geq 1, \beta < 0 \text{ and } n + \beta + 1 \geq 0}$ Let $f \in E_\sigma$ and be the interpolated function and $\Omega \subseteq R^n$ be such that for any $x \in \Omega$ and $b_0 > 0$, there exists a cube E of side b_0 such that $x \in E \subseteq \Omega$ and interpolation can occur in E . Let h be the map defined in (1) with $1 + \beta + n \geq 0$, $\beta < 0$ and $|n + \beta| \geq 1$. Then for any fixed $\delta > 0$, the optimal choice of c in the interval $[c_0, \infty)$ is the number minimizing $MN(c)$ where $MN(c)$ was defined in Case 2 of Section 3. for $c \in [c_0, c_1]$.

Case 3. $\boxed{\beta > 0 \text{ and } n \geq 1}$ Let $f \in E_\sigma$ and be the interpolated function and $\Omega \subseteq R^n$ be such that for any $x \in \Omega$ and $b_0 > 0$, there exists a cube E of side b_0 such that $x \in E \subseteq \Omega$ and interpolation can occur in E . Let h be the map defined in (1) with $\beta > 0$ and $n \geq 1$. Then for any fixed $\delta > 0$, the optimal choice of c in the interval $[c_0, \infty)$ is the number minimizing $MN(c)$ where $MN(c)$ was defined in Case 3 of Section 3. for $c \in [c_0, c_1]$.

References

- [1] Abramowitz and Segun, *Handbook of Mathematical Functions*, Dover Publications, INC., New York.
- [2] L.T. Luh, *The Equivalence Theory of Native Spaces*, Approx. Theory Appl. (2001), 17:1, 76-96.
- [3] L.T. Luh, *The Embedding Theory of Native Spaces*, Approx. Theory Appl. (2001), 17:4, 90-104.
- [4] L.T. Luh, *On the High-level Error Bound for Multiquadric and Inverse Multiquadric Interpolations*, Math ArXiv.
- [5] L.T. Luh, *The Mystery of the Shape Parameter*, Math ArXiv.
- [6] W.R. Madych and S.A. Nelson, *Multivariate interpolation and conditionally positive definite function*, Approx. Theory Appl. 4, No. 4 (1988), 77-89.

- [7] W.R. Madych and S.A. Nelson, *Multivariate interpolation and conditionally positive definite function, II*, Math. Comp. 54 (1990), 211-230.
- [8] W.R. Madych, *Miscellaneous Error Bounds for Multiquadric and Related Interpolators*, Computers Math. Applic. Vol. 24, No. 12, pp. 121-138, 1992.
- [9] H. Wendland, *Scattered Data Approximation*, Cambridge University Press, 2005.