

Review of Experimental Studies of $\psi(3770)$ non- $D\bar{D}$ Decays

G. Rong, D. Zhang, J.C. Chen

Institute of High Energy Physics, Beijing 100049, People's Republic of China

We review the progress on experimental studies of the non- $D\bar{D}$ decays of the $\psi(3770)$ resonance. With the world average of the observed cross sections for $D\bar{D}$ production measured at 3.773 GeV by the MARK-I, MARK-II, BES and CLEO Collaborations, combined together with the cross section for $\psi(3770)$ production at its peak as well as initial state radiative correction factor, we find that the non- $D\bar{D}$ branching fraction of $\psi(3770)$ decays is $B[\psi(3770) \rightarrow \text{non-}D\bar{D}] = (19.8 \pm 1.8 \pm 5.6)\%$, which is consistent within error with $B[\psi(3770) \rightarrow \text{non-}D\bar{D}] = (14.7 \pm 3.2)\%$ measured previously by the BES Collaboration. In addition, a global amplitude analysis of the cross sections for $e^+e^- \rightarrow \text{LH}$ (LH= light hadron) measured by the CLEO Collaboration shows that the light hadron branching fraction of $\psi(3770)$ decays can be as large as about 11%. Combing the totally measured hadronic and electromegnetic transition rate together with the light hadron branching fraction in the decays of $\psi(3770)$ yields the total non- $D\bar{D}$ branching fraction in the decays of $\psi(3770)$ to be about 13%.

PACS numbers: 13.20.Gd, 13.66.Bc, 14.40.Gx, 14.40.Lb

I. INTRODUCTION

The structure produced in e^+e^- annihilation near 3.770 GeV found by the MARK-I Collaboration [1] has been popularly interpreted as a charmonium with a dominated 1^3D_1 wave of $c\bar{c}$ bound state with a small admixture of 2^3S_1 wave. This structure has been named as the $\psi(3770)$ resonance. However, other explanations for this structure, such as its being a p-wave four quark state [1, 2] or a molecular $D\bar{D}$ threshold resonance are also conceivable. Historically, the discovery of this structure by the MARK-I Collaboration and the measurement of the resonance parameters of $\psi(3770)$ from the MARK-II experiment [3] never rule out the molecular interpretation of this structure. To better understand the nature of the $\psi(3770)$ resonance, we need to search for the non- $D\bar{D}$ decay channels of the $\psi(3770)$ resonance.

If the $\psi(3770)$ resonance is really a pure $c\bar{c}$ bound state, the potential mode expects that more than 99% of $\psi(3770)$ decay into $D\bar{D}$ final states [4, 5], the non-releativistic QCD (NRQCD) calculation predicts that the branching fraction for $\psi(3770) \rightarrow \text{non-}D\bar{D}$ decays should be about 4% [6], and the NRQCD+FSI (Final State Interaction) calculations predict the branching fraction for $\psi(3770) \rightarrow \text{non-}D\bar{D}$ decays should be within the range from 5.5% to 6.4% [7]. However, if the $\psi(3770)$ resonance contains four-quark admixture, the branching fraction for $\psi(3770) \rightarrow \text{non-}D\bar{D}$ decays would be around 10% [8]. In addition, if there are some new structure(s) around 3.773 GeV in addition to the dominated 1^3D_1 wave of $c\bar{c}$ bound state, $\psi(3770)$ along there, the experimentally measured non- $D\bar{D}$ decay branching fraction would also increase in the case of assuming that there is only one simple $\psi(3770)$ in the energy region between 3.70 and 3.80 GeV.

Some models [2] predict that there are exsiting p-wave four quark state or molecular $D\bar{D}$ threshold resonance in the open-charm energy region. In experiment, if such p-wave four quark state or molecular $D\bar{D}$ threshold resonance exsiting near the dominated 1^3D_1 wave of $c\bar{c}$

state, one may observe some unexpected properties on the $\psi(3770)$ production and decays. So, experimental measurements of the branching fraction for $\psi(3770) \rightarrow \text{non-}D\bar{D}$ decays would provide some important information about the nature of the $\psi(3770)$ resonance and about whether there are some new structure around 3.773 GeV.

II. HADRONIC AND E-M TRANSITIONS

A. Hadronic transition

In 2003, the BES Collaboration claimed the first observation of the first non- $D\bar{D}$ decay event of $\psi(3770)$ [9], that is $\psi(3770) \rightarrow J/\psi\pi^+\pi^-$, started experimentally studying the non-open charm decays of the particles lying above the $D\bar{D}$ threshold. From about 27.7 pb^{-1} data taken near 3.773 GeV, the BES found 15 ± 6 events for $\psi(3770) \rightarrow J/\psi\pi^+\pi^-$ non- $D\bar{D}$ decays as shown in figure 1, and measured the decay branching $B[\psi(3770) \rightarrow J/\psi\pi^+\pi^-] = (0.34 \pm 0.14 \pm 0.09)\%$ corresponding to the partial decay width of $\Gamma[\psi(3770) \rightarrow J/\psi\pi^+\pi^-] = (80 \pm 33 \pm 23) \text{ keV}$.

In 2005, the CLEO confirmed the BES measurement for this hadronic transition. The CLEO measured the decay branching $B[\psi(3770) \rightarrow J/\psi\pi^+\pi^-] = (0.189 \pm 0.20 \pm 0.20)\%$ [10]. Combining these two measurements, the PDG (Particle Data Group) gives the branching fraction of $B[\psi(3770) \rightarrow J/\psi\pi^+\pi^-] = (0.193 \pm 0.28)\%$. Later on, the CLEO found the $\pi^0\pi^0$ and η hadronic transitions of $\psi(3770)$. The CLEO measurement of the branching fraction for $\pi^0\pi^0$ transition is $B[\psi(3770) \rightarrow J/\psi\pi^0\pi^0] = (8.0 \pm 2.5 \pm 1.6) \times 10^{-4}$ [10] and branching fraction for η transition is $B[\psi(3770) \rightarrow J/\psi\eta] = (8.7 \pm 3.3 \pm 2.2) \times 10^{-4}$ [10].

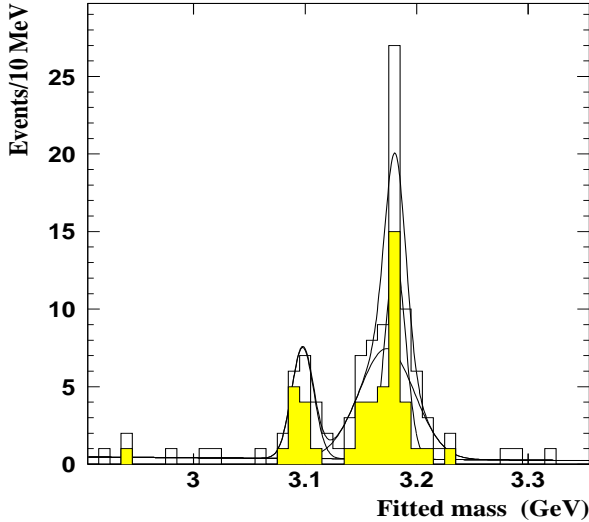


FIG. 1: The distribution of the dilepton masses for the events of $l^+l^-\pi^+\pi^-$ from the data taken around 3.773 GeV, the hatched histogram is for $\mu^+\mu^-\pi^+\pi^-$, while the open one is for $e^+e^-\pi^+\pi^-$; the curves give the best fit to the data; the first peak shows the events mainly coming from $\psi(3770) \rightarrow J/\psi\pi^+\pi^-$ while the second from $\psi(3686) \rightarrow J/\psi\pi^+\pi^-$ [9].

B. E-M transition

In 2006, the CLEO found the electromagnetic transition signal events of $\psi(3770) \rightarrow \gamma\chi_{cJ}$ ($J = 0, 1, 2$) [11] by reconstructing the χ_{cJ} in the χ_{cJ} transition modes of $\gamma J/\psi$, where the J/ψ decays to e^+e^- or $\mu^+\mu^-$. Figure 2 shows the energy of the photon from the transition $\psi(3770) \rightarrow \gamma\chi_{cJ}$. In addition to reconstruction of the χ_{cJ} in the transition modes, the CLEO also reconstruct the χ_{cJ} in some hadronic final states of the χ_{cJ} decays. The CLEO measurements of the branching fractions for $\psi(3770) \rightarrow \gamma\chi_{c0}$ and for $\psi(3770) \rightarrow \gamma\chi_{c1}$ are, respectively, $B[\psi(3770) \rightarrow \gamma\chi_{c0}] = (0.73 \pm 0.07 \pm 0.06)\%$ [12] and $B[\psi(3770) \rightarrow \gamma\chi_{c1}] = (0.28 \pm 0.05 \pm 0.04)\%$ [11]. The CLEO set an upper limit of the branching fraction for $\psi(3770) \rightarrow \gamma\chi_{c2}$ decay to be less than 0.9% at 90% C.L..

III. INCLUSIVE DECAYS

A. $B[\psi(3770) \rightarrow \text{non-}D\bar{D}]$ measured at the BES-II

In assumption of that there is no additional structure around 3.773 GeV, and there is no unknown dynamics effects affecting $\psi(3770)$ production and decays, the BES Collaboration studied the $\psi(3770)$ production and decays extensively. By analyzing several different data samples taken at 3.650 GeV, 3.773 GeV and the data samples taken in the energy range from 3.650 to 3.872 GeV with different analysis methods, the BES Collaboration mea-

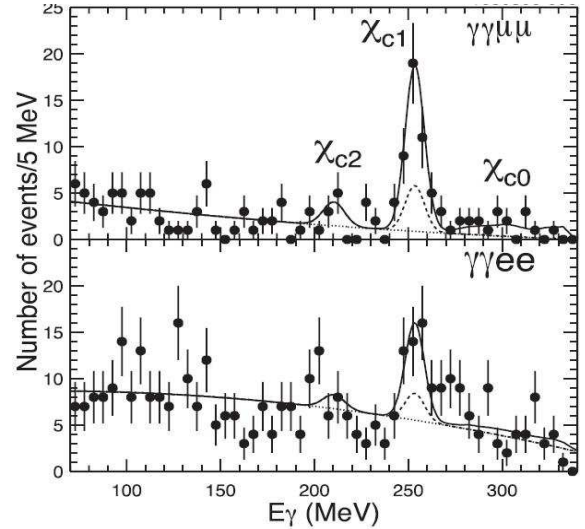


FIG. 2: Energy of the lower energy photon for the selected $e^+e^- \rightarrow \gamma\chi_{cJ}$, where $\chi_{cJ} \rightarrow \gamma J/\psi$ while J/ψ decay into e^+e^- and $\mu^+\mu^-$ [11].

sured the branching fractions for $\psi(3770) \rightarrow D\bar{D}$ and for $\psi(3770) \rightarrow \text{non-}D\bar{D}$ for the first time [13–16]. The averages of these branching fractions are

$$B[\psi(3770) \rightarrow D\bar{D}] = (85.3 \pm 3.2)\%,$$

and

$$B[\psi(3770) \rightarrow \text{non-}D\bar{D}] = (14.7 \pm 3.2)\%.$$

Table I summarizes the results for these measurements. Among these measurements, the BES used the information about the direct measurements of the cross sections for $e^+e^- \rightarrow \text{hadron}|_{\text{non-}D\bar{D}}$ in the energy region between 3.650 and 3.872 GeV to directly measure the branching fraction for $\psi(3770) \rightarrow \text{non-}D\bar{D}$ for the first time, where $\text{hadron}|_{\text{non-}D\bar{D}}$ is the hadronic events which are not coming from the $D\bar{D}$ decays. Figure 3 shows the measured non- $D\bar{D}$ cross sections VS the center-of-mass of energy together with the best fit to the cross sections, where the enhancement of the non- $D\bar{D}$ cross sections around 3.770 GeV reflects the non- $D\bar{D}$ decays from the $\psi(3770)$ resonance [15]. This enhancement combining with the cross sections for $e^+e^- \rightarrow \text{hadron}|_{\text{non-}D\bar{D}}$ measured at 3.773 and 3.650 GeV by the BES [16] give a 4.8σ signal significance for observing the signal of $\psi(3770) \rightarrow \text{non-}D\bar{D}$ decays in the inclusive decay mode, which gives the probability that the observed non- $D\bar{D}$ signal is due to the background fluctuation is about 2×10^{-6} . The measured non- $D\bar{D}$ branching fraction of the $\psi(3770)$ decays obtained by analyzing the cross sections for $e^+e^- \rightarrow \text{hadron}|_{\text{non-}D\bar{D}}$ exclude the possibility of that the measured non- $D\bar{D}$ decay branching fraction is due partially to the possible interference effects among the processes of $\psi(3770) \rightarrow D\bar{D}$, continuum $e^+e^- \rightarrow D\bar{D}$ and the $\psi(3686) \rightarrow D\bar{D}$ above the $D\bar{D}$ threshold. Weighting these measured branching

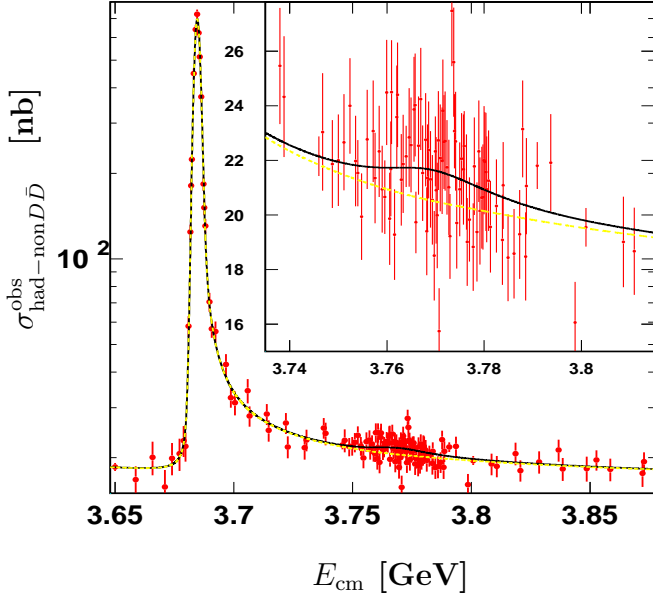


FIG. 3: The inclusive non- DD hadronic cross sections versus the nominal c.m. energies (see text) [15].

TABLE I: Measurements of branching fractions for $\psi(3770) \rightarrow D\bar{D}$ and for $\psi(3770) \rightarrow \text{non-}D\bar{D}$ decays from the BES.

$\psi(3770) \rightarrow$	$B(\%)$	$\psi(3770) \rightarrow$	$B(\%)$
$D^0\bar{D}^0$ [13]	$49.9 \pm 1.3 \pm 3.8$	DD	$85.5 \pm 1.7 \pm 5.8$
D^+D^-	$35.7 \pm 1.1 \pm 3.4$	non- DD	$14.5 \pm 1.7 \pm 5.8$
$D^0\bar{D}^0$ [14]	$46.7 \pm 4.7 \pm 2.3$	DD	$83.6 \pm 7.3 \pm 4.2$
D^+D^-	$36.9 \pm 3.7 \pm 2.8$	non- DD	$16.4 \pm 7.3 \pm 4.2$
DD [15]	$86.6 \pm 5.0 \pm 3.6$	non- DD	$13.4 \pm 5.0 \pm 3.6$
DD [16]	$84.9 \pm 5.6 \pm 1.8$	non- DD	$15.1 \pm 5.6 \pm 1.8$

fractions for $\psi(3770) \rightarrow D^0\bar{D}^0$ and $\psi(3770) \rightarrow D^+D^-$ as listed in table I, the PDG gives the averaged branching fractions for these decays to be $B[\psi(3770) \rightarrow D^0\bar{D}^0] = (48.7 \pm 3.2)\%$, $B[\psi(3770) \rightarrow D^+D^-] = (36.1 \pm 2.8)\%$ and $B[\psi(3770) \rightarrow DD] = (85.3 \pm 3.2)\%$ [22], leaving $(14.7 \pm 3.2)\%$ of $\psi(3770)$ decay into non- DD final states.

Actually, with the $\psi(3770)$ resonance parameters given by the PDG and the average of the observed cross sections for DD production measured at 3.773 GeV, we can determine the branching fraction for $\psi(3770) \rightarrow DD$ and for $\psi(3770) \rightarrow \text{non-}DD$ as well. This will be discussed in the next subsection.

B. $B[\psi(3770) \rightarrow \text{non-}DD]$ determined with the world averages of cross sections for DD and $\psi(3770)$ production

Instead of directly measuring the non- DD branching fraction in the decays of $\psi(3770)$ in experiment, we can

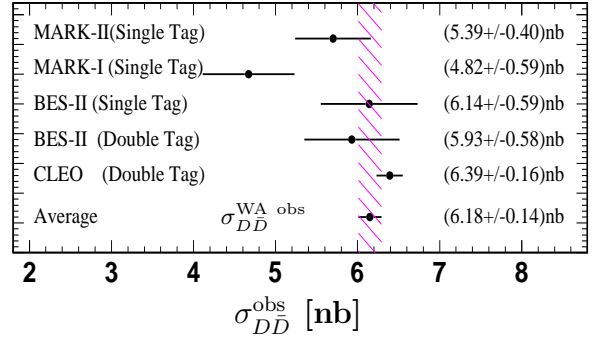


FIG. 4: The observed cross section for DD production measured by different experiments at 3.771, 3.773 and 3.774 GeV (see text).

alternatively determine this non- DD branching fraction with the $\psi(3770)$ resonance parameters given by the PDG and the observed cross section for DD production at 3.773 GeV. The observed cross sections for DD production measured by the BES and CLEO Collaborations are consistent within error quite well (see figure 4). The remained question is what is the experimentally observed cross section for $\psi(3770)$ production at 3.773 GeV. The experimentally observed cross section for $\psi(3770)$ production at 3.773 GeV can exactly be obtained in quantity based on the PDG $\psi(3770)$ resonance parameters and ISR (Initial State Radiation) factor. The experimentally observed cross section for $\psi(3770)$ production at 3.773 GeV is related to production cross section by radiative corrections [17, 18]. These radiative corrections account for both the virtual photon effects and the real radiation which reduce the actual center-of-mass energy down to lower energies. These effects effectively reduce the observed cross section for $\psi(3770)$ production at 3.773 GeV. The amount of the reduction of the observed cross section can be obtained based on the radiative corrections. The accuracy in calculation of this amount is better than a few 0.1%.

If we believe that the PDG $\psi(3770)$ resonance parameters is right, we can make sure whether the BES measured non- DD branching fraction in the decays of $\psi(3770)$ is reliable.

Table III lists the world averaged values of the $\psi(3770)$ resonance parameters given by the PDG in 2006 and 2008. At the peak of the $\psi(3770)$, the cross section for $\psi(3770)$ production is given by

$$\sigma_{\psi(3770)}^{\text{PRD}} = \frac{12\pi\Gamma^{ee}}{M^2\Gamma^{\text{tot}}}, \quad (1)$$

where M is the mass, Γ^{tot} is the total width and Γ^{ee} is the leptonic width of the $\psi(3770)$ resonance. Inserting the PDG08 $\psi(3770)$ resonance parameters listed in table III to Eq.(1) yields the cross section for $\psi(3770)$ production

TABLE II: $\sigma_D^{\text{obs}} \cdot B$ measured by the MARK-I and the MARK-II collaborations.

Mode	$\sigma_D^{\text{obs}} \cdot B$	$\sigma_D^{\text{obs}} \cdot B$
	MARK-II [3.771 GeV]	MARK-I [3.774 GeV]
$K^- \pi^+$	0.24 ± 0.02	0.25 ± 0.05
$K^- \pi^+ \pi^+ \pi^-$	0.68 ± 0.11	0.36 ± 0.10
$K^- \pi^+ \pi^+$	0.38 ± 0.05	0.36 ± 0.06

to be

$$\sigma_{\psi(3770)}^{\text{PRD}} = 10.01 \pm 0.68 \text{ nb.}$$

At the $\psi(3770)$ peak, the initial state radiation factor is $(1 + \delta) = 0.770 \pm 0.014$ [14]. This ISR factor is used in calculation of the experimentally observed cross section for $\psi(3770)$ production at 3.773 GeV by the BES Collaboration [14] with input of the PDG08 $\psi(3770)$ resonance parameters, and in calculation of the $\psi(3770)$ leptonic width which corresponds to the cross section for $\psi(3770)$ production [39] at 3.773 GeV by the CLEO Collaboration [19] with input of the CLEO observed cross section $\sigma_{\psi(3770)}^{\text{obs}} = 6.38 \pm 0.08_{-0.30}^{+0.41}$ nb [19] for $\psi(3770)$ production. The CLEO gave the leptonic width of $\psi(3770)$ is $\Gamma_{\psi(3770)}^{ee} = 204 \pm 3_{-27}^{+41}$ eV [19], which is 61 eV smaller than the $\Gamma_{\psi(3770)}^{ee} = 265 \pm 18$ eV [22] given by the PDG08. The CLEO $\Gamma_{\psi(3770)}^{ee} = 204 \pm 3_{-27}^{+41}$ eV results in that the experimentally observed cross section for $\psi(3770)$ production measured by the CLEO at 3.773 GeV is 1.54 nb smaller than the experimentally observed cross section for $\psi(3770)$ production at 3.773, which is extracted with the $\psi(3770)$ parameters (see subsection D).

The MARK-I and the MARK-II Collaborations measured the $\sigma_D^{\text{obs}} \cdot B$ near 3.773 GeV, where σ_D^{obs} is the observed cross section for single D^0 or D^+ production, and B is the branching fraction for D^0 or D^+ decay to the final state in question. Table II lists the $\sigma_D^{\text{obs}} \cdot B$ measured by the two Collaborations [20, 21]. Using the PDG08 branching fractions for these decay modes [22], we can obtain the observed cross sections for $D\bar{D}$ production (see figure 4).

At the 3.773 GeV, the BES and CLEO Collaborations previously measured the observed cross sections for $D\bar{D}$ production. Figure 4 shows these measured cross sections and the observed cross sections determined with $\sigma_D^{\text{obs}} \cdot B$ measured by the MARK-I and the MARK-II Collaborations. Weighting these observed cross sections for $D\bar{D}$ production measured at 3.773 GeV yields the world averaged value of the observed cross sections for $D\bar{D}$ production to be $\sigma_{D\bar{D}}^{\text{obs}}|_{\sqrt{s}=3.773 \text{ GeV}} = (6.18 \pm 0.14)$ nb. Assuming that there is no other new structure and effects except the $\psi(3770)$ resonance in the energy range from 3.70 to 3.87 GeV, the branching fraction for $\psi(3770) \rightarrow D\bar{D}$ can be determined by [14]

$$B[\psi(3770) \rightarrow D\bar{D}] = \frac{\sigma_{D\bar{D}}^{\text{obs}}}{(1 + \delta)\sigma_{\psi(3770)}^{\text{PRD}}}. \quad (2)$$

Here, we would like to stress the fact that both the $\sigma_{D\bar{D}}^{\text{obs}}$ and $\sigma_{\psi(3770)}^{\text{PRD}}$ are directly from experimental measurements in which the effects from every possible dynamic or theoretical models have all been included in both of them. So the ratio of the two cross sections can directly be used to determine the gap between the cross section for $\psi(3770)$ production and the cross section for $D\bar{D}$ production, at least to determine the $D\bar{D}$ or non- $D\bar{D}$ branching fractions of the $\psi(3770)$ decays in any case.

Inserting these observed cross section, production cross section and the ISR factor to Eq.(2) yields the branching fraction for $\psi(3770) \rightarrow D\bar{D}$ to be

$$B[\psi(3770) \rightarrow D\bar{D}] = (80.2 \pm 1.8 \pm 5.6)\%$$

and non- $D\bar{D}$ branching fraction of

$$B[\psi(3770) \rightarrow \text{non} - D\bar{D}] = (19.8 \pm 1.8 \pm 5.6)\%,$$

where the first error is due to the uncertainty of the world average of the observed cross sections for $D\bar{D}$ production at 3.773 GeV, the second arising from the uncertainties of the ISR factor and the cross section for $\psi(3770)$ production at 3.773 GeV, which is calculated with the input of the PDG08 $\psi(3770)$ resonance parameters. These branching fractions are consistent within error with the ones (see table I) measured by the BES Collaboration. Since we could not consider the correlations among the PDG $\psi(3770)$ parameters in calculation of the cross section for $\psi(3770)$ production at 3.773 GeV, the second error of $\pm 5.6\%$ in the determined branching fraction of $\psi(3770)$ is larger than the error of $\pm 3.2\%$ in the BES measured branching fractions. In fact, the determined branching fraction for $\psi(3770)$ non- $D\bar{D}$ decays includes all contributions from the DELCO, MARK-II, CLEO-c, and BES-II experiments, which contributed their measured cross sections for $\psi(3770)$ production to the PDG $\psi(3770)$ resonance parameters [22], as well as the contribution from the MARK-I experiment which contributed their observed cross section for $D\bar{D}$ production measured at 3.773 GeV to the average (see Fig. 4). The large gap reflected by the ratio can not be remedied by any theoretical assumption but only the non- $D\bar{D}$ decays of $\psi(3770)$.

Alternatively, if using the PDG06 $\psi(3770)$ resonance parameters to calculate the observed cross section for $\psi(3770)$ production at its peak, we obtain the non- $D\bar{D}$ decay branching fraction to be $B[\psi(3770) \rightarrow \text{non} - D\bar{D}] = (26.5 \pm 1.7 \pm 11.7)\%$. The PDG06 $\psi(3770)$ resonance parameters did not include the BES-II measurements of the parameters.

TABLE III: The world averaged $\psi(3770)$ resonance parameters given by the Particle Data Group, where M is the mass, Γ^{tot} is the total width, and Γ^{ee} is the partial leptonic width of the resonance [22].

M (MeV)	Γ^{tot} (MeV)	Γ^{ee} (eV)	Note
3772.92 ± 0.35	27.3 ± 1.0	265 ± 18	PDG08
3771.1 ± 2.4	23.0 ± 2.7	242_{-24}^{+27}	PDG06

C. Other analysis of the cross sections for $D\bar{D}$ production in open-charm energy region

Recently, Li (Li, Qin and Yang) published a paper entitled "Study of the branching ratio of $\psi(3770) \rightarrow D\bar{D}$ in $e^+e^- \rightarrow D\bar{D}$ scattering" [25], and declared that their result is different from that of BES Collaboration. However their analysis technique and their result suffered from some serious problems which lead to that their analysis can not give correct result on $\psi(3770)$ and other resonance decays. We here list the problems as follows:

(1) In their analysis, they assumed that the $D\bar{D}$ production cross section can be described with a square of the sum of coherent amplitudes of resonances above $D\bar{D}$ threshold, each of which is described by a Breit-Wigner amplitude and has own mass, total width and leptonic width. These mass, total width and leptonic width should be obtained from fitting their own formula to the experimental data directly. However, the resonance parameters of $\psi(3770)$, $\psi(4040)$ and $\psi(4160)$ in their fits were all taken directly from the PDG values of the parameters. These parameters in the PDG were all obtained in the simply fundamental physical assumption. In the experiments to measure these parameters, people did not consider the effects of $\psi(3686)$ and the interferences among $\psi(3686)$, $\psi(3770)$, $\psi(4040)$ and $\psi(4160)$ on the measured values of the resonance parameters. At present, all of the resonance parameters for $\psi(3770)$, $\psi(4040)$, $\psi(4160)$ were obtained without considering these effects. If $\psi(3686)$ really affects $\psi(3770)$ production and decays as large as the one reported in their paper, these resonance parameters given in the PDG could not be used and fixed in their analysis. Instead they have to leave these resonance parameters free in their fits to the data to obtain the decay branching fractions and resonance parameters such as the mass M^{Li} , the total width Γ^{Li} , and the leptonic width Γ_{ee}^{Li} for these resonances. If they fix these resonance parameters at the values given in the PDG in their fits, they cannot give correct results on measurements of these branching fractions for $\psi(3770)$, $\psi(4040)$ and $\psi(4160)$ decays to $D\bar{D}$ or to non- $D\bar{D}$ since the $\Gamma_{ee}^{\text{Li}}[\psi(3770)]$ and other parameters^{Li} are not identical to the $\Gamma_{ee}[\psi(3770)]$ and the other parameter values given in the PDG.

(2) They not only have serious problems with the inputs of their fixed resonance parameters, but also have a problem with handling their results from their fits. In their analysis, they totally obtained eight different

solutions from their fits. However, they dropped six of the eight solutions because these six solutions give the $\psi(3770)$ non- $D\bar{D}$ decay branching fractions to be larger than 30%. They only retained two solutions which give $\psi(3770)$ non- $D\bar{D}$ decay branching fractions are $(2.8 \pm 8.9)\%$ and $(-1.1 \pm 9.0)\%$. Based on the two retained solutions, they declared that their fitted result is different from that of BES Collaboration.

(3) Moreover, according to their two retained solutions, they obtained the branching fractions for $\psi(4040) \rightarrow D\bar{D}$ decays are $(25.3 \pm 4.5)\%$ and $(34.7 \pm 4.8)\%$, which largely deviate from the values observed in e^+e^- experiments. For example, from the analysis of the data taken at 4.03 GeV with the BES-I detector, from the cross sections for $D\bar{D}$, $D\bar{D}^*$ and $D^*\bar{D}^*$ production measured by the CLEO-c [26] and from these cross sections predicted by Eichten's Couple-Channel Model, one knows that the branching fraction for $\psi(4040) \rightarrow D\bar{D}$ is only less than 3%. These also indicate that their analysis did not give correct results on $\psi(3770)$, $\psi(4040)$ and $\psi(4160)$ decays.

Ignoring above serious problems which lead to that their analysis can not give correct result on $\psi(3770)$ non- $D\bar{D}$ decays, one can clearly find that their $B[\psi(3770) \rightarrow \text{non-}D\bar{D}] = (2.8 \pm 8.9)\%$ is consistent within error with $B[\psi(3770) \rightarrow \text{non-}D\bar{D}] = (14.7 \pm 3.2)\%$ measured by the BES. So, from Li's branching fraction of $\psi(3770)$ decays, no one can claim that Li's result on the branching fraction for $\psi(3770)$ non- $D\bar{D}$ decays is different with that of the BES. In fact, Li's analysis can not give any significant conclusion on whether the non- $D\bar{D}$ branching fraction of $\psi(3770)$ decays is in the range from -7% to 12% or out the range. It never concludes that $\psi(3770)$ does not decay into non- $D\bar{D}$ final states with a branching fraction of about 14% like that measured by the BES. If one want to give a definite conclusion on the non- $D\bar{D}$ decays of $\psi(3770)$ with Li's branching fraction of $\psi(3770)$ decays, the $B[\psi(3770) \rightarrow \text{non-}D\bar{D}] = (2.8 \pm 8.9)\%$ may only indicate that the upper limit of the non- $D\bar{D}$ branching fraction of $\psi(3770)$ decays is less than about 20% at 90% C.L..

D. Cross sections for $\psi(3770) \rightarrow \text{non-}D\bar{D}$ measured at the CLEO-c and the BES-II

Instead of measuring the non- $D\bar{D}$ branching fraction of $\psi(3770)$ decay, the CLEO Collaboration measured the cross section for $\psi(3770) \rightarrow \text{non-}D\bar{D}$ based on analyzing their data taken at 3.773 and 3.671 GeV. The BES Collaboration also measured the cross section for $\psi(3770) \rightarrow \text{non-}D\bar{D}$ decays by analyzing the data taken at 3.773, 3.650 GeV, and the data taken in the energy range from 3.650 to 3.872 GeV. The second column of table IV shows the non- $D\bar{D}$ cross sections, where the first three rows of the table summarize the results of these measurements, while the fourth and fifth rows list the non- $D\bar{D}$ cross sections obtained by a simple calculation based on the observed cross sections for $\psi(3770)$ production [13], for $D\bar{D}$

TABLE IV: Measurements of non- $D\bar{D}$ cross sections for $\psi(3770)$ decays and the experimentally observed cross section for $\psi(3770)$ production at 3.773 GeV, where 'WA and PDG08' indicate that the quantities listed in the row are obtained with the input of the world average of the observed cross sections for $D\bar{D}$ production at 3.773 GeV and the inputs of the PDG08 $\psi(3770)$ resonance parameters as well as the ISR factor (see text).

Experiment	$\sigma_{\text{non-}D\bar{D}}^{\text{obs}}$ [nb]	$\sigma_{\psi(3770)}^{\text{obs}}$ [nb]
CLEO-c [19]	$-0.01 \pm 0.08_{-0.30}^{+0.41}$	$6.38 \pm 0.08_{-0.30}^{+0.41}$
BES-II [13]	$1.14 \pm 0.08 \pm 0.59$	$7.18 \pm 0.20 \pm 0.63$
BES-II [14]	$1.04 \pm 0.23 \pm 0.13$	$6.94 \pm 0.48 \pm 0.28$
BES-II [15]	$0.95 \pm 0.35 \pm 0.29$	$7.07 \pm 0.36 \pm 0.45$
BES-II [16]	$1.08 \pm 0.40 \pm 0.15$	—
MARK-II [3]	—	9.1 ± 1.4
WA and PDG08	$1.53 \pm 0.52 \pm 0.20$	$7.71 \pm 0.52 \pm 0.14$

production [27] and the non- $D\bar{D}$ branching fraction [14] for $\psi(3770)$ decays from the BES. The third column of the table shows the observed cross sections for $\psi(3770)$ production measured at 3.773 GeV.

Actually, $(1 + \delta)\sigma_{\psi(3770)}^{\text{PRD}}$ gives the world average of the experimentally observed cross sections for $\psi(3770)$ production at 3.773 GeV, while $\sigma_{D\bar{D}}^{\text{obs}}/(1 + \delta)$ gives the cross section for $D\bar{D}$ production at 3.773 GeV. One can directly either compare the two experimentally observed cross section or the two production cross sections at 3.773 GeV to measure the non- $D\bar{D}$ branching fraction in the decays of $\psi(3770)$. With the ISR factor $(1 + \delta)$ and $\sigma_{\psi(3770)}^{\text{PRD}}$, we obtain the world average of the experimentally observed cross sections for $\psi(3770)$ production at 3.773 GeV to be

$$\sigma_{\psi(3770)}^{\text{WA obs}} = (7.71 \pm 0.52 \pm 0.14) \text{ nb},$$

which is consistent within error with these (see table IV) measured by the BES and the one measured by the MARK-II (see table IV), but more than 2σ larger than $6.38 \pm 0.08_{-0.30}^{+0.41}$ measured by the CLEO. With $\sigma_{\psi(3770)}^{\text{WA obs}} = (7.71 \pm 0.52 \pm 0.14) \text{ nb}$ and $\sigma_{D\bar{D}}^{\text{WA obs}} = (6.18 \pm 0.14) \text{ nb}$ of the world average of the observed cross sections for $D\bar{D}$ production (see Fig. 4), we obtain the world average of cross sections for $\psi(3770) \rightarrow \text{non-}D\bar{D}$ decays to be

$$\sigma_{\text{non-}D\bar{D}}^{\text{WA obs}} = (1.53 \pm 0.52 \pm 0.20) \text{ nb},$$

which is consistent within error with these (see table IV) measured by the BES, but 1.54 nb larger than the one (see table IV) measured by the CLEO.

IV. LIGHT HADRON DECAYS

Summing over all of the measured non- $D\bar{D}$ decay branching fractions for the hadronic and electromagnetic

transitions of $\psi(3770)$ gives a totally measured non- $D\bar{D}$ decay branching fractions of $\psi(3770)$ to be about 2%. Comparing the measured total branching fractions of these exclusive decays with the total inclusive non- $D\bar{D}$ branching fraction of $\psi(3770)$ decays measured by the BES, we find that about another 12% of $\psi(3770)$ non- $D\bar{D}$ decays have not been found yet. To find the light hadron decays of $\psi(3770)$, both the CLEO and the BES Collaborations extensively studied the possible light hadron decay modes of $\psi(3770)$.

A. $\psi(3770) \rightarrow \phi\eta$ decay

Both the BES and CLEO Collaborations searched for more exclusive non- $D\bar{D}$ decay processes of $\psi(3770)$ from their data taken at 3.773 GeV and at 3.650 or 3.671 GeV. Up to now, the BES [28] and the CLEO [29, 30] have searched for more than 60 light hadron decay modes for $\psi(3770) \rightarrow \text{LH}$ (LH is light hadron), but they did not claim significant signal events for these decays, except the decay $\psi(3770) \rightarrow \phi\eta$.

In 2006, the CLEO claimed that they had found the light hadron decay for $\psi(3770) \rightarrow \phi\eta$ and measured the branching fraction [30]

$$B[\psi(3770) \rightarrow \phi\eta] = (3.1 \pm 0.6 \pm 0.3) \times 10^{-4}.$$

This branching fraction is obtained with the net cross section for $e^+e^- \rightarrow \phi\eta$ measured at 3.773 GeV, which is the difference between the cross section measured at 3.773 GeV and the one measured at 3.671 GeV. In the determination of this branching fraction, the CLEO ignored the possible interference among the amplitudes for this final state from the $\psi(3686)$ and the $\psi(3770)$ decays as well as from the continuum production in e^+e^- annihilation.

B. Discussion on $\psi(3770) \rightarrow \text{LH}$ decays

Although the CLEO did not claim observations for other light hadron decay modes of $\psi(3770) \rightarrow \text{LH}$, from their measurements of the cross sections, if assuming that there is only one $\psi(3770)$ resonance in the range from 3.70 to 3.87 GeV, one still can find that there are some strong evidences for existing the light hadron decays of the $\psi(3770)$ resonance.

Table V lists some cross sections for $e^+e^- \rightarrow \text{LH}$ measured at 3.773 and 3.671 GeV by the CLEO [30]. From this table, we can find that the values of the cross section for $e^+e^- \rightarrow \pi^+\pi^-\pi^0, \rho\pi, \omega\eta$ measured at 3.773 GeV is significantly lower than the ones measured at 3.671 GeV, while the cross section for $e^+e^- \rightarrow \phi\eta$ measured at 3.773 GeV is higher than the one measured at 3.671 GeV. In addition, the cross sections for $e^+e^- \rightarrow K^{*0}K^0$ are larger than the ones for $e^+e^- \rightarrow K^{*+}K^-$ by a factor of 23 at the two energies. These indicate that there must

be some dynamics effects which destroy the $\pi^+\pi^-\pi^0$, $\rho\pi$, and $\omega\eta$ production from the $\psi(3770)$ decays, but these effects enhance the $\phi\eta$ production from the $\psi(3770)$ decays. The physical effects destroying or enhancing these channel production from the $\psi(3770)$ decays also affect other channel production from the $\psi(3770)$ decays, resulting in no significant signal events for $\psi(3770) \rightarrow \text{LH}$ observed by directly looking at the cross sections for these channel production at the two energies of 3.773 GeV and 3.671 GeV. In addition, asymmetry production for $e^+e^- \rightarrow K^{*0}\bar{K}^0$ and for $e^+e^- \rightarrow K^{*+}K^-$ at the two energies also indicates that there must be some dynamics effects affecting the strange meson production. The simple explanation for these destroyed or enhanced cross sections measured at 3.773 GeV is due to the interference among the amplitudes for $\psi(3686)$ and $\psi(3770)$ decays to these final states as well as the amplitudes for these final states produced in e^+e^- annihilation directly.

There is also another possibility to explain these measurements of the cross sections. The BES Collaboration observed an anomalous line shape of the cross sections for $e^+e^- \rightarrow \text{hadron}$ in the energy region between 3.70 and 3.87 GeV [31]. This anomalous line shape of the cross sections was interpreted as an Di-resonances by Dubynskiy and Voloshin [32], which is the same as the possible new structure claimed in the BES published paper [31]. If there is really existing the new structure R(3765) near 3.765 GeV, and assuming that this structure can decay into these final states, the increased and the decreased cross sections for these final states can be explained as the results of the interference among these amplitudes.

Due to the lower statistics, the BES Collaboration did not find significant differences of the observed cross sections for the exclusive light hadronic event production at 3.773 and 3.650 GeV. The CLEO Collaboration find some significant differences for some channels for $e^+e^- \rightarrow \text{hadron}$. However, the CLEO only claimed they find the light hadron decay mode for $e^+e^- \rightarrow \phi\eta$ since they measured the cross section for $e^+e^- \rightarrow \phi\eta$ at 3.773 GeV being $2.4^{+2.0}_{-1.3}$ nb larger than the one at 3.671 GeV. But, they ignored the decay modes for $e^+e^- \rightarrow \pi^+\pi^-\pi^0$, $e^+e^- \rightarrow \rho\pi$ and $e^+e^- \rightarrow \omega\eta$, for which the cross sections measured at 3.773 GeV are, respectively, smaller $-5.7^{+1.9}_{-1.7}$, $-3.6^{+1.7}_{-1.4}$ and $-1.9^{+1.8}_{-1.0}$ than the ones at 3.671 GeV. These negative net cross sections measured at 3.773 GeV also strongly suggest that the $\psi(3770)$ do decay into these final states or there are some dynamic effects destroying these processes of $\psi(3770)$ decays.

In the simplest case of assuming that there is no new structure in the energy range from 3.70 to 3.87 GeV and there is no new dynamics effects affecting the $\psi(3770)$ production and decays, one can extract out the decay branching fractions for these final states from the $\psi(3770)$. To find the light hadron decays of $\psi(3770)$ and measure these decay branching fractions, one may have to make a global analysis of the cross sections for different channel production measured at the two energy points with considering the possible interference among

the decay amplitudes for each process at least.

In 2004, the BES Collaboration observed a large cross section for $e^+e^- \rightarrow K^{*0}\bar{K}^0 + c.c.$ production, which is $\sigma(e^+e^- \rightarrow K^{*0}\bar{K}^0 + c.c.) = (15.0 \pm 4.6 \pm 3.3)$ pb at 3.773 GeV, and found that the process for $e^+e^- \rightarrow K^{*\pm}(892)K^\mp$ is much suppressed. These observations are confirmed by the CLEO measurements for the same channels (see table V). Taking into account the possible interference between the strong decay amplitude and the continuum production amplitude at 3.773 GeV, the BES Collaboration measured the decay branching fraction for $\psi(3770) \rightarrow K^{*0}\bar{K}^0 + c.c.$ to be

$$B[\psi(3770) \rightarrow K^{*0}\bar{K}^0 + c.c.] = (4.3^{+5.4}_{-3.4} \pm 1.3) \times 10^{-4},$$

set the upper limits on the strong decay branching fraction and the partial width [33] to be

$$B[\psi(3770) \rightarrow K^{*0}\bar{K}^0 + c.c.] < 0.12\% \quad \text{at 90\% C.L.}$$

and

$$\Gamma[\psi(3770) \rightarrow K^{*0}\bar{K}^0 + c.c.] < 29 \text{ keV} \quad \text{at 90\% C.L.,}$$

respectively.

Recently, D. Zhang developed a model [34] to incorporate the decays of $\psi(3770) \rightarrow \text{VP}$ (Vector Pseudoscalar). With the observed cross sections measured at 3.773 and 3.671 GeV by the CLEO Collaboration, he found that the branching fraction for $\psi(3770) \rightarrow \rho\pi$ to be $B[\psi(3770) \rightarrow \rho\pi] = (0.183^{+0.061}_{-0.067})\%$, which is within the range from 6×10^{-6} to 2.4×10^{-3} measured by the BES [35]. This branching fraction correspond to the partial width of $\Gamma[\psi(3770) \rightarrow \rho\pi] = 49.7^{+16.9}_{-18.3}$ keV [34]. In J/ψ decays, the fraction of the partial width for $J/\psi \rightarrow \rho\pi$ to the partial width for strong decays of $J/\psi \rightarrow \text{hadron}$ is

$$f_{J/\psi} = \frac{\Gamma(J/\psi \rightarrow \rho\pi)}{\Gamma(J/\psi \rightarrow \text{hadron})_{3q}} = 0.017.$$

If assuming that the light hadron decays of the $\psi(3770)$ go through 3 gloun annihilation and the fraction $f_{\psi(3770)}$ of the partial width for $\psi(3770) \rightarrow \rho\pi$ to the partial width for $\psi(3770) \rightarrow \text{LH}$ is roughly as the same as $f_{J/\psi}$ for J/ψ strong decays, the partial width for $\psi(3770) \rightarrow \rho\pi$ indicates that $(10.8^{+3.6}_{-3.9})\%$ of $\psi(3770)$ decays to light hadron final states. Considering about 2% of $\psi(3770)$ hadronic and γ transitions, the total non- $D\bar{D}$ decay branching fraction of $\psi(3770)$ would be as large as $(12.8^{+3.6}_{-3.9})\%$, which is as the same as $B[\psi(3770) \rightarrow \text{non-}D\bar{D}] = (14.7 \pm 3.2)\%$ measured by the BES Collaboration.

C. Some theoretical predictions for the non- $D\bar{D}$ decays

1. Assuming $\psi(3770)$ being pure $c\bar{c}$ state

With considering the $\psi(3770)$ as a pure $c\bar{c}$ state, some theoretical physicists calculated the non- $D\bar{D}$ branching fraction of $\psi(3770)$ decays.

TABLE V: Measurements of cross sections for $e^+e^- \rightarrow \pi^+\pi^-\pi^0$ and $e^+e^- \rightarrow VP$ channels at 3.773 and 3.671 GeV by the CLEO [30].

Channel	$\sigma^{3.671\text{GeV}}$ [pb]	$\sigma^{3.773\text{GeV}}$ [pb]
$\pi^+\pi^-\pi^0$	$13.1_{-1.7}^{+1.9} \pm 2.1$	$7.4 \pm 0.4 \pm 2.1$
$\rho\pi$	$8.0_{-1.4}^{+1.7} \pm 0.9$	$4.4 \pm 0.3 \pm 0.5$
$\rho^0\pi^0$	$3.1_{-0.8}^{+1.0} \pm 0.4$	$1.3 \pm 0.2 \pm 0.2$
$\rho^+\pi^-$	$4.8_{-1.2}^{+1.5} \pm 0.5$	$3.2 \pm 0.3 \pm 0.2$
$\omega\eta$	$2.3_{-1.0}^{+1.8} \pm 0.5$	$0.4 \pm 0.2 \pm 0.1$
$\phi\eta$	$2.1_{-1.2}^{+1.9} \pm 0.2$	$4.5 \pm 0.5 \pm 0.5$
$K^{*0}\bar{K}^0$	$23.5_{-3.9}^{+4.6} \pm 3.1$	$23.5 \pm 1.1 \pm 3.1$
$K^{*-}K^+$	$1.0_{-0.7}^{+1.1} \pm 0.5$	< 0.6

In 2008, by introducing the color-octet mechanism calculated up to next to leading order within the framework of NRQCD, He, Fan and Chao calculated the light hadron branching fraction of $\psi(3770)$ decays [6]. They reported that the light hadron branching fraction of $\psi(3770)$ decays is $(2.0_{-0.8}^{+1.5} \pm 1.0)\%$ and said that it could be as large as $(3.5 \pm 1.8)\%$. Considering the measured branching fractions for the hadronic and electromagnatic transitions of $\psi(3770)$, they claimed the maximum value of the non- $D\bar{D}$ branching fraction of $\psi(3770)$ decay is 5%. In their published paper, they pointed out that the new decay mechanism has to be considered if the non- $D\bar{D}$ decay branching fraction is significantly larger than 5% [6].

In May 2008, Liu, Zhang and Li calculated the non- $D\bar{D}$ branching fraction of $\psi(3770)$ decays by taking final state interaction (FSI) into account in the decays [7]. They found the contribution to the non- $D\bar{D}$ decay branching fraction from the final state interaction can reach up to $B_{\text{non-}D\bar{D}}^{\text{FSI}} = (0.2 - 1.1)\%$. Adding the total contribution of the NRQCD and FSI yields the upper band of the light hadron branching fraction to be up to 4.6%. Combining the 4.6% and the branching fractions for hadronic and electromagnatic transitions, they gave the upper band of the non- $D\bar{D}$ branching fraction of $\psi(3770)$ decays to be 6.4% [7].

In May 2008, Zhang, Li and Zhao studied the intermediate hadron exchange process in the $\psi(3770)$ VP decays [36]. They found the decay branching fraction for $\psi(3770) \rightarrow VP$ is in the range from 0.41% to 0.64%, comparing about 0.3% of the sum of branching fractions for 10 modes of $\psi(3770) \rightarrow VP$ decays obtained by D. Zhang [34]. Zhang, Li and Zhao pointed out in Ref. [36] that the long-range interactions play a role in $\psi(3770)$ strong decays, and said it could be a key towards a full understanding of the mysterious $\psi(3770)$ non- $D\bar{D}$ decay mechanism [36].

2. Other explanations for large non- $D\bar{D}$ decays of $\psi(3770)$

In 2005, J. Rosner proposed a model of reannihilation of the $D\bar{D}$ pair to explain the non- $D\bar{D}$ decays of

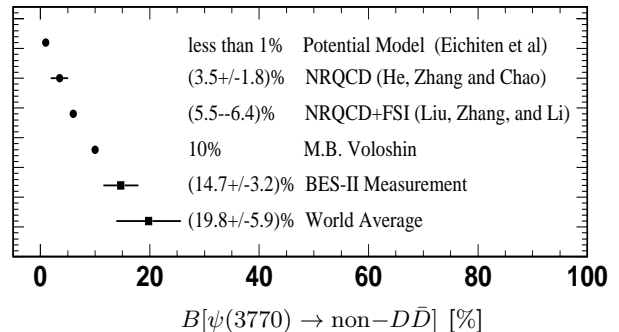


FIG. 5: The predicted and the measured non- $D\bar{D}$ branching fraction in the decays of $\psi(3770)$, where the World Average branching fraction is determined with the average of the observed cross sections for $D\bar{D}$ production measured at 3.773 GeV by the MARK-I, MARK-II, BES-II and CLEO-c experiments, and the PDG08 $\psi(3770)$ resonance parameters (see text).

$\psi(3770)$ [37].

The large non- $D\bar{D}$ branching fraction in the decays of $\psi(3770)$ measured by the BES can be explained with a suggestion of a sizeable four-quark component in addition to the $c\bar{c}$ state. M.B. Voloshin suggested that "the $\psi(3770)$ resonance may contain a sizeable [$\mathcal{O}(10\%)$ in terms of the probability weight factor] four-quark component with the up- and down-quarks and antiquarks in addition to the $c\bar{c}$ pair, which component in itself has a substantial part with isospin $I = 1$ ". With his suggested four-quark component of the wave function of the $\psi(3770)$, he expected that the non- $D\bar{D}$ branching fraction for $\psi(3770)$ decays is around 10% [8], and that the decay branching fraction for the hadronic transition of $\psi(3770) \rightarrow J/\psi\eta$ is $B[\psi(3770) \rightarrow J/\psi\eta] \sim 0.15\%$. His prediction for the hadronic transition rate was confirmed by the CLEO measurement, which gave $B[\psi(3770) \rightarrow J/\psi\eta] = (0.087 \pm 0.033 \pm 0.022)\%$ [10]. In 2008, in his reviewing charmonium, M.B. Voloshin pointed out that, if the non- $D\bar{D}$ branching fraction of $\psi(3770)$ decays is significantly larger than the sum of the branching fractions for hadronic and electromagnetic transitions of $\psi(3770)$, it would imply an enhanced light hadron decays of $\psi(3770)$. Such enhanced decays can be attributed to a presence of a certain four-quark component in the wave function of $\psi(3770)$ [38].

V. SUMMARY

In summary, we experimentally reviewed the progress on experimental studies of the $\psi(3770)$ non- $D\bar{D}$ decays. The determined $\psi(3770)$ non- $D\bar{D}$ decay branching fraction $B[\psi(3770) \rightarrow \text{non-}D\bar{D}] = (19.8 \pm 1.8 \pm 5.6)\%$, which was obtained with the world averaged $\psi(3770)$

resonance parameters and the world average of the observed $D\bar{D}$ cross section measured at 3.773 GeV, is consistent within error with the BES previously measured inclusive non- $D\bar{D}$ decay branching fraction, $B[\psi(3770) \rightarrow \text{non-}D\bar{D}] = (14.7 \pm 3.2)\%$. Figure 5 shows a comparison of the previously measured branching fraction by the BES, the determined branching fraction with the world average of the observed $D\bar{D}$ cross sections at 3.773 GeV and the PDG08 $\psi(3770)$ resonance parameters. In order to directly compare the measured branching fractions for the non- $D\bar{D}$ decays of $\psi(3770)$ with the theoretical predictions for this decay branching fraction, we also plot some theoretical predictions in the figure. Both the BES previously measured and the determined world averaged inclusive non- $D\bar{D}$ branching fraction of $\psi(3770)$ decays are significantly larger than the theoretical predictions of the potential model, the NRQCD calculation and the NRQCD+FSI calculations. All of these predictions are based on the assumption of that $\psi(3770)$ is pure $c\bar{c}$ state. However, the BES measured inclusive non- $D\bar{D}$ decay branching fraction $B[\psi(3770) \rightarrow \text{non-}D\bar{D}] = (14.7 \pm 3.2)\%$ is more close to the 10% expected by M.B. Voloshin based on his assumption of four-quark component in addition to $c\bar{c}$ state [8]. So, the large inclusive non-

$D\bar{D}$ decay branching fraction in the decays of $\psi(3770)$ favour the assumption of that the $\psi(3770)$ resonance may contain four-quark admixture.

In addition, this large inclusive non- $D\bar{D}$ decay branching fraction may also indicate that there are some new structure in addition to the conventionally dominated 1^3D_1 state. The huge branching fractions for $\psi(3770) \rightarrow VP$ decays, extracted out from the CLEO measurement of the cross sections for these processes by Zhang's global amplitude analysis, also favour the assumption of that $\psi(3770)$ may contain four-quark admixture, or indicate that there may be some new structure near 3.770 GeV in addition to the conventionally dominated 1^3D_1 state.

To search for more exclusive light hadron decay processes of the $\psi(3770)$, one needs more data to be taken at both 3.773 and near 3.650 GeV at least. The best way to search for more exclusive light hadron decay modes of $\psi(3770)$ is to make a fine energy scan over the energy range from 3.650 to 3.88 GeV covering both the $\psi(3686)$ and $\psi(3770)$ resonances. This will be done at the BES-III experiment in the near future.

-
- [1] I. Peruzzi *et al.* (Lead0Glass Wall Collaboration), Phys. Rev. Lett. **39** (1977) 1301.
- [2] Y. Iwasaki, Prog. Theor. Phys. **54** (1975) 492; M. Bander *et al.*, Phys. Rev. Lett. **36** (1976) 695; C. Rosenzweig, Phys. Rev. Lett. **36** (1976) 697; L.B. Okun and M.B. Voloshin, JETP Lett. **23** (1976) 333; A. De Rujula, H. Georgi, and S.L. Glashow, Phys. Rev. Lett. **38** (1977) 317.
- [3] R.H. Schindler *et al.* (MARK-II Collaboration), Phys. Rev. D **21** (1980) 2716.
- [4] E. Eichten *et al.*, Phys. Rev. Lett. **34** (1975) 369.
- [5] E. Eichten *et al.*, Phys. Rev. D **21** (1980) 203.
- [6] Z.G. He, Y. Fang and K.T. Chao, Phys. Rev. Lett., **101** (2008) 112001.
- [7] Xiang Liu, Bo Zhang, Xue-Qian Li, Phys. Lett. B **675** (2009) 441.
- [8] M.B. Voloshin, Phys. Rev. D **71** (2005) 114003.
- [9] J.Z. Bai *et al.* (BES Collaboration), Phys. Lett. B **605** (2005) 63; arXiv:hep-ex/0307028.
- [10] N.E. Adam *et al.* (CLEO Collaboration), Phys. Rev. Lett. **96** (2006) 082004; arXiv:hep-ex/0508023.
- [11] T.E. Coan *et al.* (CLEO Collaboration), Phys. Rev. Lett. **96** (2006) 182002.
- [12] R.A. Briere *et al.* (CLEO Collaboration), Phys. Rev. D **74** (2006) 031106(R).
- [13] M. Ablikim *et al.* (BES Collaboration), Phys. Rev. Lett. **97** (2006) 121801.
- [14] M. Ablikim *et al.* (BES Collaboration), Phys. Lett. B **641** (2006) 145.
- [15] M. Ablikim *et al.* (BES Collaboration), Phys. Lett. B **659** (2008) 74.
- [16] M. Ablikim *et al.* (BES Collaboration), Phys. Rev. D **76** (2007) 122002.
- [17] E. A. Kuraev and V. S. Fadin, Yad Fiz. **41** (1985) 733; [Sov. J. Nucl. Phys. **41** (1985) 466].
- [18] F.A. Berends and G.J. Komen, Phys. Lett. B **63** (1976) 432; Andrej B. Arbuzov, Eduard A. Kuraev *et al.*, JHEP10, 006 (1997).
- [19] D. Besson *et al.* (CLEO Collaboration), Phys. Rev. Lett. **96** (2006) 092002.
- [20] I. Peruzzi *et al.* (MARK-I Collaboration), Phys. Rev. Lett. **39** (1977) 1301; D. L. Scharre *et al.* (MARK-I Collaboration), Phys. Rev. Lett. **40** (1978) 74.
- [21] R. H. Schindler *et al.* (MARK-II Collaboration), Phys. Rev. D **24** (1981) 78.
- [22] C. Amsler *et al.* (Particle Data Group), Phys. Lett. B **667** (2008) 1.
- [23] Hai-Bo Li, Xiao-Shuai Qin, and Mao-Zhi Yang, Phys. Rev. D **81** (2010) 011501(R).
- [24] J.Z. Bai *et al.* (BES Collaboration), Phys. Lett. B **668** (2008) 263
- [25] Hai-Bo Li, Xiao-Shuai Qin, Mao-Zhi Yang, Phys. Rev. D **81** (2010) 011501.
- [26] Steven R. Blusk, CP870, Intersection of Particle Physics: $9^t h$ Conference, edited by T.M. Liss, p341.
- [27] M. Ablikim *et al.* (BES Collaboration), Phys. Lett. B **603** (2004) 130; Nucl. Phys. B **727** (2005) 395.
- [28] M. Ablikim *et al.* (BES Collaboration), Phys. Lett. B **650** (2007) 111; Phys. Lett. B **656** (2007) 30; Eur. Phys. J. C **52** (2007) 805; Phys. Lett. B **670** (2008) 179; Phys. Lett. B **670** (2008) 184; Eur. Phys. J. C **64** (2009) 243; Eur. Phys. J. C **66** (2010) 11.
- [29] G. S. Huang *et al.* (CLEO Collaboration), Phys. Rev. Lett. **96** (2006) 032003; D. Cronin-Hennessy, *et al.* (CLEO Collaboration), Phys. Rev. D, **74** (2006) 012005.
- [30] G.S. Adams *et al.* (CLEO Collaboration), Phys. Rev. D

- 73** (2006) 120002.
- [31] M. Ablikim *et al.* (BES Collaboration), arXiv:hep-ex/0807.0494; Phys. Rev. Lett. **101** (2008) 102004.
- [32] S. Dubynskiy, M.B. Voloshin, Phys. Rev. D **78** (2008) 116014.
- [33] G. Rong (for the BES Collaboration), Proceedings of the 32nd International Conference on High Energy Physics, p1200, Beijing, China, 16–22 August 2004.
- [34] D. Zhang *et al.*, arXiv:0808.0091 [hep-ex].
- [35] M. Ablikim *et al.* (BES Collaboration), Phys. Rev. D **72** (2005) 072007.
- [36] Yuan-Jiang Zhang, Gang Li, and Qiang Zhao, Phys. Rev. Lett. **102** (2009) 172001.
- [37] Jonathan L. Rosner, arXiv:hep-ph/0411003.
- [38] M.B. Voloshin, Progress in Particle and Nuclear Physics **61** (2008) 455.
- [39] The CLEO called "the cross section for $\psi(3770)$ production" as "Born-level coss section [19]"