

A Streaming Approximation Algorithm for Klee's Measure Problem

Gokarna Sharma*, Costas Busch*, and Srikanta Tirthapura†

Abstract

The efficient estimation of frequency moments of a data stream in one-pass using limited space and time per item is one of the most fundamental problem in data stream processing. An especially important estimation is to find the number of distinct elements in a data stream, which is generally referred to as the zeroth frequency moment and denoted by F_0 . In this paper, we consider streams of rectangles defined over a discrete space and the task is to compute the total number of distinct points covered by the rectangles. This is known as the Klee's measure problem in 2 dimensions. We present and analyze a randomized streaming approximation algorithm which gives an (ϵ, δ) -approximation of F_0 for the total area of Klee's measure problem in 2 dimensions. Our algorithm achieves the following complexity bounds: (a) the amortized processing time per rectangle is $O(\frac{1}{\epsilon^4} \log^3 n \log \frac{1}{\delta})$; (b) the space complexity is $O(\frac{1}{\epsilon^2} \log n \log \frac{1}{\delta})$ bits; and (c) the time to answer a query for F_0 is $O(\log \frac{1}{\delta})$, respectively. To our knowledge, this is the first streaming approximation for the Klee's measure problem that achieves sub-polynomial bounds.

Keywords: Rectangular data stream, Klee's measure problem, sampling, frequency moment, reduction.

*Department of Computer Science, Louisiana State University, Baton Rouge, LA 70803, USA, {gokarna, busch}@csc.lsu.edu

†Department of of Electrical and Computer Engineering, Iowa State University, Ames, IA 50010, USA, snt@iastate.edu

1 Introduction

The efficient estimation of frequency moments of a data stream in one-pass using limited space and time per item is one of the most fundamental problem in data stream processing. Let $\Upsilon = r_1, r_2, \dots, r_m$ be a sequence of m elements from the domain $[n] = \{1, \dots, n\}$, then an especially important estimation is to find the number of distinct elements in a data stream, which is generally referred to as the zeroth frequency moment and is denoted by $F_0 = F_0(\Upsilon)$. In the data stream model, an approximation algorithm to estimate F_0 is considered efficient if it uses only $\text{poly}(1/\epsilon, \log n, \log m)$ bits of memory and estimates F_0 with in the factor of $1 \pm \epsilon$.

Algorithms for estimating F_0 in the data stream model are particularly interesting for several reasons. Many database and networking applications need an estimate of F_0 [23, 21]. Lets consider the application of counting queries made to a search engine. It is desirable to gather the information about number of distinct queries posed to the search engine over a specific period instead of all the queries posed over that period. Lets consider the application of routing Internet traffic from a router. Due to the very limited memory, it is desirable that the router gather various statistical properties of the traffic, lets say number of distinct IP addresses, instead of gathering all the traffic. Moreover, F_0 estimation is very interesting due to its property that the computation of many other aggregates of a data stream can be reduced to the F_0 computation [5, 12, 28, 15].

In this paper, we consider streams of rectangles and the task is to compute the total number of distinct points covered by the rectangles. This is related to the well studied problem, known in the literature as the Klee's measure problem [26] in 2 dimensions. The Klee's measure problem in 2 dimensions can be stated as follows: Given a collection of m axis-aligned rectangular boxes, how quickly can we compute the area of their union? Bentley [7] described an optimal $O(m \log m)$ time and $O(m)$ workspace solution that uses a dynamic version of the 1-dimensional problem studied in [26]. His algorithm sweeps a vertical line from left to right across the rectangles maintaining the intersection of the rectangles and the sweep line in a segment tree. Whenever the sweep line hits a vertical edge of a rectangle the segment tree is updated along with a running total of the swept area. Some of the recent works try to minimize the space and time requirements for the efficient computation of the area of the union [19, 20, 11, 10, 9, 30], but no existing algorithm has improved the best known bounds $O(m \log m)$ and $O(m)$ for the time and space requirement for m rectangular boxes.

A difficulty in obtaining tighter bounds of Klee's measure problem on time and space complexities relies on the fact that previous approaches use the explicit sorting algorithms and tree-based data structures to handle the rectangular boxes where such data structures need at least $O(\log m)$ time to process an individual element using $\Omega(m)$ space. A natural question arises whether someone can achieve tighter bounds on time and space requirements. According to the literature, even in the worst case, computing F_0 exactly requires space linear in the number of distinct values [3]. For processing massive data streams, it is clearly infeasible to use space linear in the size of the input and the deterministic approximation of F_0 in sub-linear space is impossible. In order to improve the existing bounds in this scenario, we propose to design a randomized approximation scheme for the efficient computation of F_0 for Klee's measure problem in 2 dimensions from the data streaming perspective.

Most of the literatures in data streams processing studied the following model: The elements of a data stream contain single item only (which can generally be represented by an integer), and the each item of the data stream needs to be processed efficiently by the algorithm which takes small amount of time to process each element in the stream, and also the total workspace used. An algorithm which can handle such single items efficiently in small amount of time and space is called *single-item* algorithm. Many algorithms in the literature estimate frequency moments under this model [13, 22, 5, 3].

Sometimes, it is better to have an algorithm which can process a list of items instead of a single item of the data stream at a time, which is similar to the one dimensional Klee's measure problem. An algorithm

which can handle such intervals (range of integers) efficiently in small amount of time and space is called *range-efficient* algorithm. Pavan and Tirthapura [29] presented a randomized algorithm for range-efficient computation of F_0 of a data stream of ranges where each range contains a list of items. Moreover, in some of the applications, we need to have lists ranges, for example, the Klee's measure problem in 2 dimensions. In this case, the data stream will consist of rectangular elements. The fundamental problem in this scenario is to estimate the counting of distinct elements, i.e., the total area of the rectangular data stream efficiently in small amount of time and space. An algorithm which can handle such rectangles efficiently in small amount of time and space is called *rectangle-efficient* algorithm, which we consider in this paper.

Contributions. In this paper, we consider the rectangle-efficient one-pass computation of F_0 for Klee's measure problem defined as follows. The input stream consists of a set of m elements $\Upsilon = \{r_1, r_2, \dots, r_m\}$, where each stream element $r_i = [z_1, z_2]$ is a rectangle of integers with first integer is at starting coordinate $z_1 = (x_1, y_1)$, last integer is at ending coordinate $z_2 = (x_2, y_2)$, the number of rows $n_r = |y_2 - y_1|$, and the number of columns $n_c = |x_2 - x_1|$ with $n_r \times n_c \leq n \in \mathbb{N}$. In this setting, we made following contributions.

Definition 1 ((ϵ, δ) -estimator) *An (ϵ, δ) -estimator for a quantity X is a (randomized) procedure that, given parameters $0 < \epsilon < 1$ and $0 < \delta < 1$, computes an estimate \hat{X} of X such that $\Pr[|\hat{X} - X| > \epsilon X] < \delta$.*

1. We present and analyze a randomized approximation algorithm which returns an (ϵ, δ) -estimator of total area, the total number of distinct integers contained in all the rectangles in the data stream Υ . Our algorithm is based on randomized sampling and achieves the following complexity bounds:
 - (a) the amortized processing time per rectangle is $O(\frac{1}{\epsilon^4} \log^3 n \log \frac{1}{\delta})$;
 - (b) the space complexity is $O(\frac{1}{\epsilon^2} \log n \log \frac{1}{\delta})$ bits; and
 - (c) the time to answer a query for F_0 is $O(\log \frac{1}{\delta})$, respectively.
2. We develop a novel algorithm for rectangle sampling problem, which works based on a binary decision to determine whether any point z in the rectangle $r_i = [z_1, z_2]$ belongs to the current sample set S . Our solution *Rectangle_Hits* achieves the time complexity bound of $O(\log^2 n)$ and the space complexity bound of $O(\log n + \log M)$ bits.

To our knowledge, this is the first streaming approximation algorithm for efficient one-pass computation of F_0 of the Klee's measure problem.

Related Work. Because of the importance in various database applications, estimating zeroth frequency moments or F_0 is a very well studied problem. It has been proved that, in the worst case, computing F_0 exactly requires space linear in the number of distinct values [3]. Bar-Yossef *et al.* [5] and Gibbons and Tirthapura [22] proposed algorithms for estimating F_0 of a data stream where each element in the stream is a single item to within an arbitrary relative error. The algorithm proposed by Gibbons and Tirthapura was based on random sampling, and its space complexity was $O(\frac{1}{\epsilon^2} \log n \log \frac{1}{\delta})$ and processing time per element was $O(\log \frac{1}{\delta})$, where n is the number of items in the stream. The space complexity of the aforementioned algorithm is improved by Bar-Yossef *et al.* [5] with space bound $\tilde{O}((\frac{1}{\epsilon^2} + \log n) \log \frac{1}{\delta})$, in the cost of increased amortized processing time $\tilde{O}(\log n \log \frac{1}{\delta})$ per element, where the \tilde{O} notation suppresses $\log 1/\epsilon$ and $\log \log n$ factors.

Later, Bar-Yossef *et al.* [6] proposed algorithms for estimating F_0 of a data stream where each element in the stream is an interval of items instead of a single item, which give processing time per interval $O(\frac{1}{\epsilon^3} \log^5 n \log \frac{1}{\delta})$ and space complexity $O(\frac{1}{\epsilon^3} \log n \log \frac{1}{\delta})$, where n is the size of an interval which can

be can be of any length between 1 to n . Algorithms to compute distinct summations proposed by Considine *et al.* [12] are also closely related to the range-efficient F_0 computation as studied by Bar-Yossef *et al.* [6]. The algorithm due to Considine *et al.* is based on Flajolet and Martin's [18] randomized algorithm, which assumes the presence of an ideal hash function and the hash function can produce completely independent random numbers gives the estimation of F_0 using $O(\log n)$ bits. Recently, Pavan and Tirhapura [29] presented a randomized algorithm which improves significantly the time and space bound of Bar-Yossef *et al.*'s [6] algorithms for range-efficient computation of distinct elements in a data stream. Their (ϵ, δ) -approximation algorithm is based on single-item algorithm described in [22], and gives amortized processing time $O(\log \frac{n}{\epsilon} \log \frac{1}{\delta})$ per interval and workspace used $O(\frac{1}{\epsilon^2} \log n \log \frac{1}{\delta})$ bits. The detailed survey of interesting works on data stream algorithms for F_0 computation can be found in [4, 27, 1, 24].

Provable lower bounds for the space complexity of approximating F_0 are also studied in the literature. The significant work on lower bounds on space is due to Indyk and Woodruff [25], who proved the lower bound of $\Omega(\log n + \frac{1}{\epsilon^2})$ for the space complexity of single-item F_0 problem. We can relate the space bound of our algorithm $O(\frac{1}{\epsilon^2} \log n \log \frac{1}{\delta})$ to the lower bound in space for single-item F_0 , since the single-item F_0 and range-efficient F_0 problems are a special case of the rectangle-efficient F_0 problem, the lower bound immediately applies to the rectangle-efficient F_0 problem too. Thus, our algorithm is near optimal spacewise. However, no useful proved lower bounds are available for comparison for the processing time per rectangle.

The efficient computation of F_0 also provides better solutions for many other problems which can be reduced to F_0 , for example, counting the number of triangles in a graph studied by Bar-Yossef *et al.* [6], the distinct summation problem studied by Considine *et al.* [12], duplicate insensitive sketches studied by Nath and Gibbons [28], maximum-dominance norm studied by Cormode and Muthukrishnan [15], and so on. Some of the algorithms are given in [16, 17, 27, 2, 14] to estimate many other interesting aggregates in a massive data stream.

The Klee's measure problem has also been extensively studied in the literature. Shortly after Klee proposed the algorithm for one dimensional problem and asked if this was optimal, Fredman and Wiede [19] proved that $\Omega(m \log m)$ is a lower bound under the decision tree computation model for m intervals. The first algorithm for Klee's measure problem for the natural extension to more than one dimensions is due to Bentley [7] which gives the time complexity of $O(m \log m)$ for the problem in 2 dimensions and $O(m^{d-1} \log m)$ for d dimensions. Recently, Chen and Chan [10] give an algorithm which can calculate the area covered by the union of the m axis-aligned rectangles in $O(m^{3/2} \log m)$ time with $O(\sqrt{m})$ extra space in addition to the space needed for representing the input rectangles. Vahrenhold [30] minimizes the extra space to $O(1)$ by giving an algorithm that achieves same running time of [10].

Outline of Paper. The rest of the paper is organized as follows: We present some of the definitions and preliminaries in Section 2. The rectangle sampling algorithm *Rectangle_Hits* along with its correctness, and time and space complexities is given in Section 3. In Section 4, we describe the rectangle-efficient streaming approximation algorithm for the Klee's measure problem using the *Rectangle_Hits* algorithm as a subroutine, and proof its correctness and time and space complexities. Section 5 concludes the paper with a discussion.

2 Definitions

Rectangular Data Stream. We define the two dimensional space $\mathcal{A} = [1, \dots, \nu] \times [1, \dots, \omega] \subseteq \mathbb{N}^2$, where $\nu \times \omega = n \in \mathbb{N}$. In \mathcal{A} , $(1, 1)$ is assumed to be the upper left corner and (ν, ω) is assumed to be the lower right corner. Similarly, we define the one dimensional space $\mathcal{B} = [1, \dots, n] \subseteq \mathbb{N}$. A rectangle r_i in \mathcal{A} is represented by $r_i = [z_1, z_2] \subseteq \mathcal{A}$, where $z_1, z_2 \in \mathcal{A}$, $z_1 = (x_1, y_1)$ is the starting coordinate,

$z_2 = (x_2, y_2)$ is the ending coordinate with $x_2 \geq x_1, y_2 \geq y_1$, and $\nu = |y_2 - y_1|, \omega = |x_2 - x_1|$. An item $z = (t, o)$, where $z \in r_i, r_i \subseteq A$ means it resides in x-coordinate of t and y-coordinate of o from upper left corner $(1, 1)$. Each point $z = (t, o) \in r_i, r_i \subseteq A$ can be projected to B using the projection function given in the following definition:

Definition 2 (Row Major Projection) Any item $z = (t, o) \in A$ can be projected to B by the projection function $Proj : A \rightarrow B$ such that $Proj(z) = o \cdot \omega + t \in B$.

Hash Functions. Here we describe a hash function used in our algorithm. We use a standard 2-universal family of hash functions [8]. We begin by choosing a prime number q between $10|B|$ and $20|B|$, where $|B| = n$, so that every possible key x is in the range $\{0, 1, \dots, q-1\}$, inclusive. Let \mathbf{Z}_q denote the set $\{0, \dots, q-1\}$, and let \mathbf{Z}_q^+ denote the set $\{1, 2, \dots, q-1\}$. Since q is prime, we choose a from \mathbf{Z}_q^+ and b from \mathbf{Z}_q randomly and define hash function $h : B \rightarrow \mathbf{Z}_q$ as $h(x) = (a \cdot x + b) \bmod q$. It is well known that the hash function $h(x)$ exhibits the following two important properties:

- Uniformity: For any $x \in U$, $h(x)$ is uniformly distributed in $\{0, \dots, q-1\}$.
- Pairwise independence: For $x_1 \neq x_2$ and $y_1, y_2 \in \{0, \dots, q-1\}$, $\Pr[(h(x_1) = y_1) \wedge (h(x_2) = y_2)] = \Pr[h(x_1) = y_1] \cdot \Pr[h(x_2) = y_2]$.

Essentially, for a point $x \in B$, we define $h(x) = (a \cdot x + b) \bmod q \in \mathbf{Z}_q$. For a point $z = (x_1, y_1) \in A$, $h(z) = (a \cdot Proj(z) + b) \bmod q \in \mathbf{Z}_q$. Moreover, if the region $R \subset \{0, \dots, q-1\}$, then for level ℓ , the region R_ℓ is defined as $R_\ell = \{0, \dots, \lfloor \frac{q}{2^\ell} \rfloor - 1\}$. If the stream element r_i is a rectangle of items, we define $h(r_i) = \{h(z) : z \in r_i\}$. The *RectangleHits* algorithm proposed in this paper returns True (1) if $|h(r_i) \cap R_\ell| > 0$, else returns False (0). Similarly, the sampling probability at level ℓ , $p_\ell = |R_\ell|/q$ for given ℓ .

Sequences. Before formally introducing the problem, we define some preliminary notions that we use.

Definition 3 (1-dimensional Sequence) A 1-dimensional sequence is a triple $\Delta^{(1)} = (u, n_c, d_c)$ which forms an arithmetic progression of integers $\langle u, u + d_c, \dots, u + (n_c - 1) \times d_c \rangle$, where u is the first element, n_c is the number of elements, and d_c is the common difference between two successive elements.

Definition 4 (2-dimensional Sequence) A 2-dimensional sequence is a quintuple $\Delta^{(2)} = (u, n_c, n_r, d_c, d_r)$ composed with n_r rows of the form $\Delta_1^{(1)}, \Delta_2^{(1)}, \dots, \Delta_{n_r}^{(1)}$, where $\Delta_i^{(1)} = (u_i, n_c, d_c)$, where $u_i = u + i \cdot d_r$ (The u_i 's form an arithmetic progression).

A rectangle $r_i = [z_1, z_2]$, when we apply the hash function h to each point of the the rectangle, can be transformed to a 2-dimensional sequence $\Delta^{(2)} = (u, n_c, d_c, n_r, d_r)$. This operation only takes constant time. The resulting $\Delta^{(2)}$ obtained from r_i after transformation is given in Figure 1.

Definition 5 ($\Delta^{(2)}$ Transformation) Given a rectangle $r = [z_1, z_2] \subseteq A$, where $z_1 = (x_1, y_1)$ and $z_2 = (x_2, y_2)$, the 2-dimensional sequence $h(r) = \Delta^{(2)} = (u, n_c, d_c, n_r, d_r)$ can be obtained, where $u = Proj(z_1)$, $n_c = |x_2 - x_1|$, $d_c = a$, $n_r = |y_2 - y_1|$, and $d_r = |h(x_1, y_1) - h(x_1 + w, y_1)|$, where $x_1 + w$ is the x-coordinate of the first element z_{i2} of the second row.

The reverse, shift, and transpose operations in 1- and 2-dimensional sequences defined above are given below. These operations can also be performed in constant time in \mathbf{Z}_q .

Definition 6 (Reverse of 1-dimensional Sequence) The reverse of 1-dimensional sequence $\Delta^{(1)} = (u, n_c, d_c)$ is a triple $\text{Reverse}(\Delta^{(1)}) = (u^R, n_c, -d_c)$ where $u^R = u + (n_c - 1) \times d_c$ is the last element of $\Delta^{(1)}$ and $-d_c$ is the common difference.

Definition 7 (Reverse of 2-dimensional Sequence) The reverse of 2-dimensional sequence $\Delta^{(2)} = (u, n_c, n_r, d_c, d_r)$ consisting of $\Delta_1^{(1)}, \Delta_2^{(1)}, \dots, \Delta_{n_r}^{(1)}$ is a quintuple $\text{Reverse}(\Delta^{(2)}) = (u^R, n_c, n_r, -d_c, d_r)$ of n_r 1-dimensional sequences $\text{Reverse}(\Delta_1^{(1)}), \text{Reverse}(\Delta_2^{(1)}), \dots, \text{Reverse}(\Delta_{n_r}^{(1)})$, where each sequence $\text{Reverse}(\Delta_i^{(1)}) = (u_i^R, n_c, -d_c)$ and $u_i^R = u_i + (n_c - 1) \times d_c$ is the last element of $\Delta_i^{(1)}$ with common difference $-d_c$.

Definition 8 (Shift of 1-dimensional Sequence) The shift of 1-dimensional sequence $\Delta^{(1)} = (u, n_c, d_c)$ is a triple $\text{Shift}(\Delta^{(1)}, \gamma) = (u + \gamma, n_c, d_c)$, where γ is the shift.

Definition 9 (Shift of 2-dimensional Sequence) The shift of 2-dimensional sequence $\Delta^{(2)} = (u, n_c, n_r, d_c, d_r)$ is a quintuple $\text{Shift}(\Delta^{(2)}, \gamma) = (u + \gamma, n_c, n_r, d_c, d_r)$ with n_r 1-dimensional sequences $\text{Shift}(\Delta_1^{(1)}, \gamma), \text{Shift}(\Delta_2^{(1)}, \gamma), \dots, \text{Shift}(\Delta_{n_r}^{(1)}, \gamma)$. Moreover, $\text{Shift}(\Delta^{(1)}, \gamma) = (u + \gamma, n_c, d_c)$.

Definition 10 (Transpose of 2-dimensional Sequence) The transpose of 2-dimensional sequence $\Delta^{(2)} = (u, n_c, n_r, d_c, d_r)$ is a quintuple $\text{Transpose}(\Delta^{(2)}) = (u, n_r, n_c, d_r, d_c)$ after writing the rows as columns and columns as rows. Moreover, $\text{Transpose}(\Delta^{(1)}) = (u_1, n_c, d_c)$.

3 Rectangle_Hits Algorithm

In this section, we present a solution to the rectangle sampling problem, the *Rectangle_Hits* algorithm, its description, correctness, and time and space complexities. The main goal of the *Rectangle_Hits* algorithm is to find if $|h(r_i) \cap R_\ell| > 0$ and it is invoked with parameters $\Delta^{(2)} = h(r_i), M = q$, and $R = R_\ell$, where ℓ is initially zero.

A naive solution to the rectangle sampling problem is to consider each item $z \in r_i = [z_1, z_2]$ separately, and see if $|h(z) \cap R_\ell|$ is True or False. The problem with this approach is that it may take time as large as $O(n)$, since the size of the rectangle r_i could be as large as n . Our algorithm *Rectangle_Hits* is a much more efficient solution to the rectangle sampling problem, whose time complexity is only $O(\log^2 n)$. *Rectangle_Hits* is the recursive procedure which works by reducing the original rectangle sampling problem into another rectangle sampling problem, but over a very smaller range, whose length is less than half the length of the original problem.

In contrast to the traditional approaches used in [29, 5] for sampling, our *Rectangle_Hits*($h(r_i), q, R_\ell$) algorithm only provides a binary decision that whether there exists a hit in r_i . r_i can be included in the sample if hit exists; discarded otherwise. The size $|S|$ of the sample set S is determined after r_i is inserted to S by using the another recursive algorithm *Count* based on the decision provided by *Rectangle_Hits*.

3.1 Description of *Rectangle_Hits*

The algorithm *Rectangle_Hits* is given in Algorithm 4 which uses the return values from four other algorithms described separately. The *Prefix_Hits* (Algorithm 2) and *Suffix_Hits* (Algorithm 3) algorithms handle the prefix and suffix cases while the *Basic_Cases* (Algorithm 1) handles the basic cases of the *Rectangle_Hits*. The special cases and algorithms to handle them are given in Section 3.2. The detailed description is presented below.

As given in Figure 1, let's assume that each row $\Delta_i^{(1)}$ of $\Delta^{(2)}$ can be divided into subsequences $S_{i0}, S_{i1}, \dots, S_{il_i}$, where $l_i \in [k, k+1]$ and $k = \lfloor n_c \cdot d_c / M \rfloor$, with first elements $f_{i0}, f_{i1}, \dots, f_{il_i}$, respectively. We treat

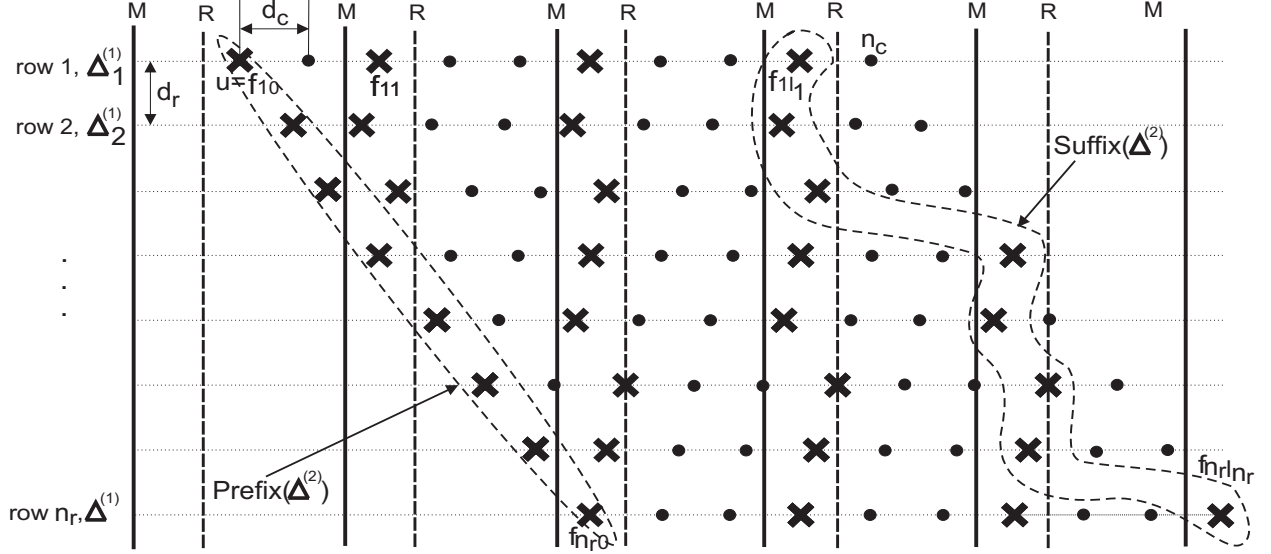


Figure 1: 2-dimensional sequence $\Delta^{(2)}$, x denotes f_{ij} points

Algorithm 1: $Basic_Cases(\Delta^{(2)}, M, R)$

```

begin
  if  $M \leq R$  then //certainly there is a hit
    | Return True;
  if  $n_c = 1$  and  $n_r = 1$  then //only one element in a rectangle
    | Return True if  $u \in R$ ;
  else
    | Return False;
  if  $n_c = 1$  then //only one column in a rectangle
    |  $P = (u, n_r, d_r)$ ;
    | if  $Hits(P, M, R) > 0$  then
    | | Return True;
    | else
    | | Return False;
  if  $n_r = 1$  then //only one row in a rectangle
    |  $P = (u, n_c, d_c)$ ;
    | if  $Hits(P, M, R) > 0$  then
    | | Return True;
    | else
    | | Return False;

```

the subsequences S_{i0} and $S_{i(k+1)}$ as prefix and suffix cases and focus on the computation of $|S_{ij} \cap R|$ for $1 \leq i \leq n_r$ and $1 \leq j \leq k$. We observe that, for each $j \in [1, k]$, it is easy to compute whether any points of S_{ij} falls in R .

We define $Prefix(\Delta^{(2)}) = \{f_{10}, f_{20}, \dots, f_{n_r 0}\}$, which is the sequence of first element of each S_{i0} for $1 \leq i \leq n_r$ as depicted in Figure 1. Similarly, the $Suffix(\Delta^{(2)}) = \{f_{1l_1}, f_{2l_2}, \dots, f_{n_r l_{n_r}}\}$ is the sequence of first element of each S_{il_i} for $1 \leq i \leq n_r$ as indicated in Figure 1. Now the 2-dimensional sequence $\Delta'^{(2)} = (S_{i1}, S_{i2}, \dots, S_{ik})$ for $1 \leq i \leq n_r$, which is essentially the 2-dimensional sequence $\Delta^{(2)}$ with no S_{i0} and $S_{i(k+1)}$.

Algorithm 2: $Prefix_Hits(\Delta^{(2)}, M, R)$

```
begin
   $\Delta^{(2)} = (u, n_c, n_r, d_c, d_r)$ ;
  Let  $P = (u, n_r, d_r)$ , i.e., the sequence of first element of each  $S_{i0}$  with common difference  $d_r$ ;
  if  $Hits(P, M, R) > 0$  then //1-dimensional Hits algorithm of [29]
    | Return True;
  else
    | Return False;
```

Algorithm 3: $Suffix_Hits(\Delta^{(2)}, M, R)$

```
begin
   $\Delta^{(2)} = (u, n_c, n_r, d_c, d_r)$ ;
   $\Psi^{(2)} \leftarrow Shift(Reverse(\Delta^{(2)}), R)$ , where  $\Psi^{(2)} = (u', n_c, n_r, d_c, d_r)$ ;
  Let  $\Psi_i^{(1)} = S'_{i0}, S'_{i1}, \dots, S'_{il_i}$ , where  $l_i \in [k, k+1]$ , with respective first elements  $f'_{i0}, f'_{i1}, \dots, f'_{il_i}$ ;
  Let  $P = (f'_{11}, n_r, d'_r)$ , i.e., sequence of first element of each  $S'_{i1}$  of  $\Psi_i^{(1)}$ , where  $d'_r = d_r \bmod d_c$ ;
  if  $Hits(P, M, R) > 0$  then //1-dimensional Hits algorithm of [29]
    | Return True;
  else
    | Return False;
```

Before formally presenting the algorithm, let's suppose $R = [0, L-1]$. It is clear that when $M \leq R$, then there is certainly a hit, which means our algorithm correctly terminates with return value True. If $n_r = 1$ and $n_c = 1$, i.e., only one element in $\Delta^{(2)}$, the algorithm returns true only if that element u falls in R . If $n_c = 1$ or $n_r = 1$, then there exists only a column or a row in a rectangle, which is similar to the 1-dimensional case and the *Hits* algorithm can find whether hit exists. We consider these cases as basic cases and are described in Algorithm 1.

3.1.1 $Prefix_Hits$

The *Prefix_Hits* algorithm that works for the sequence $Prefix(\Delta^{(2)})$ is described in Algorithm 2. We call the *Hits* algorithm by Pavan and Tirthapura [29] to determine whether hit exists in $Prefix(\Delta^{(2)})$. As $Prefix(\Delta^{(2)})$ gives an arithmetic progression property by forming a sequence of n_r items starting from $u = f_{10}$ with common difference d_r , the 1-dimensional *Hits* algorithm correctly computes the number of elements that falls in R . *Prefix_Hits* returns true if the size of the set that returned by *Hits* is greater than zero, otherwise it returns false.

3.1.2 $Suffix_Hits$

The *Suffix_Hits* algorithm that works for the sequence $Suffix(\Delta^{(2)})$ is described in Algorithm 3. We observe that $Suffix(\Delta^{(2)})$ may not directly form an arithmetic progression over \mathbf{Z}_{d_c} , since $M-1 \geq e_{ij} \geq M-d_c$. For the suffix sequence $Suffix(\Delta^{(2)})$, each first element f'_{j1} of S'_{j1} after reversing the rectangle and then shifting all the elements by R , holds the arithmetic progression property such that 1-dimensional *Hits* can be applied to find whether hit exists. The sequence $\Psi_j^{(1)} = (f'_{j0}, f'_{j1}, \dots, f'_{jl_j})$, where $l_j \in [k, k+1]$ after reversing $\Delta_j^{(1)} = (f_{j0}, f_{j1}, \dots, f_{jl_j})$ and shifting it by R is given in Figure 2. Then for the sequence $P = (f'_{11}, n_r, d'_r)$ for each S'_{j1} of $\Psi_j^{(1)}$, if $Hits(P, M, R) > 0$, then *Suffix_Hits* returns True; otherwise it returns False.

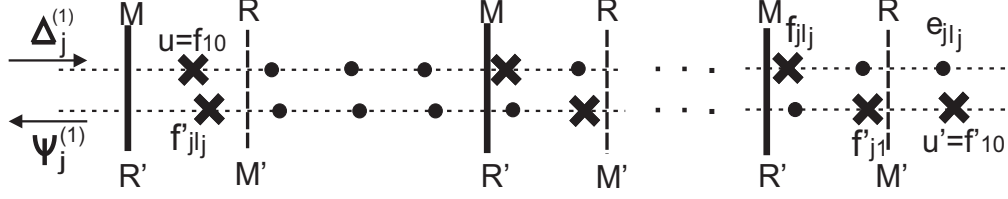


Figure 2: *Suffix_Hits* on $\Delta^{(2)}$

Lemma 3.1 $|f_{jl_j} \cap R| \neq \emptyset$ if and only if $|f'_{j1} \cap R| \neq 0$.

Proof. We can observe that because of the reversal and shifting $f'_{j1} \geq f_{jl_j}$ as depicted in Figure 2. So if f_{jl_j} makes a hit in $\Delta_j^{(1)}$, then it should be in the region between M and R . The lemma follows. \square

3.1.3 Recursive Call with $\Delta'^{(2)}$

For given parameters M and d_c , an important intuition that can facilitate us to come up with the recursive computation of $|\Delta'^{(2)} \cap R|$ is given in the following lemma.

Lemma 3.2 [29] *Let $M = d_c \times q_1 + r_1$, where $r_1 < d_c$. Then, for $1 \leq j \leq k$, $f_{i(j+1)} = (f_{ij} - r_1) \mod d_c$.*

From the above lemma, we can immediately observe that any arithmetic progression in \mathbf{Z}_{d_c} with common difference $-r_1$ can be viewed as another arithmetic progression with common difference $d_c - r_1$. In this sense, the original problem with common difference d_c can be reduced to another smaller problem with common difference $\min d_c - r_1, r_1$ as observed below.

Observation 1 *Let $M = d_c \times q_1 + r_1$, where $r_1 < d_c$. Either $d_c - r_1$ or r_1 is less than d_c .*

This gives us the option that if r_1 is not much smaller than d_c , we can work with the another arithmetic progression with common difference $d_c - r_1$. We now claim from the definition of reverse operation in sequences the fact that any arithmetic progression with common difference $-r_1$ can also be viewed as a different arithmetic progression with common difference r_1 by reversing the sequence, which can be observed from the following lemma.

Lemma 3.3 [29] *Let $G = \langle y_1, y_2, \dots, y_k \rangle$ be an arithmetic progression over \mathbf{Z}_t with common difference $-s$, i.e., $y_i = (y_{i-1} - s) \mod t$. Let $G' = \langle y'_1, y'_2, \dots, y'_k \rangle$ be an arithmetic progression over \mathbf{Z}_t defined as $y'_1 = -y_1$, and for $1 < i < k$, $y'_i = (y'_{i-1} + s) \mod t$. Then $|G \cap R| = |G' \cap R'|$, where $R' = [-L + 1, 0]$.*

Thus, we always get to work with the smaller problem whose common difference is at most half of the common difference of the original problem. Apply recursively the described steps, we come up with recursive algorithm which works in the sublinear time and space. The following lemma can be immediately proven from the Lemmas 3.2, 3.3 and the Observation 1.

Lemma 3.4 $|\Delta^{(2)} \cap R| = |\text{Shift}(\text{Reverse}(\Delta^{(2)}), R)|$.

Now we describe our recursive algorithm called *Rectangle_Hits* to determine whether $|\Delta'^{(2)} \cap R| > 0$, which is formally presented in Algorithm 4. As *Rectangle_Hits* works on binary decision and uses the return values from Algorithm 1, 2, 3, and 5 (Section 3.2), we can immediately make the following observation.

Algorithm 4: *Rectangle_Hits*($\Delta^{(2)}, M, R$)

Precondition: R is of the form $[0, L - 1]$, where $L \leq M$, $u < M$, $d_c < M$.

Input: The two dimensional sequence $\Delta^{(2)} = (u, n_c, n_r, d_c, d_r)$.

Output: Return $|\Delta^{(2)} \cap R|$ as True (1) or False (0).

begin

 Compute $r_1 = M \bmod d_c, r_1 < d_c, r_2 = d_r \bmod d_c, r_2 < d_c$, and $k = (d_c \cdot n_c)/M$;

if *Basic_Cases*($\Delta^{(2)}, M, R$) == True **then**

Return True;

if *Special_Case*($\Delta^{(2)}, M, R$) == True **then** //Special case 1

Return True;

if $n_c \cdot d_c < M$ **then** //Special case 2: no full rotation in modulo M circle by n_c only (**narrow rows**)

 Compute $\Delta^{(2)} \leftarrow \text{Transpose}(\Delta^{(2)})$;

if $d_c > M/2$ **then** //if $d_c > M/2$ then transform $\Delta^{(2)}$ so that $d_c \leq M/2$

$\hat{d}_c \leftarrow d_c - r_1, \hat{d}_r \leftarrow d_r$;

$\hat{\Delta}^{(2)} \leftarrow (u, n_c, n_r, \hat{d}_c, \hat{d}_r)$;

Comment: In this case, $\hat{\Delta}^{(2)}$ can be viewed as an other two dimensional sequence with common difference $|\hat{d}_c| \leq M/2$, but \hat{d}_c is negative;

 Compute $\Delta^{(2)} \leftarrow \text{Shift}(\text{Reverse}(\hat{\Delta}^{(2)}, R))$;

Comment: In this case, $\Delta^{(2)}$ can be viewed as an increasing sequence by reversing $\hat{\Delta}^{(2)}$ and shifting it by R ;

if $d_c \leq R$ or $d_r \leq R$ **then**

Return True;

if *Prefix_Hits*($\Delta^{(2)}, M, R$) == True **then**

Return True;

if *Suffix_Hits*($\Delta^{(2)}, M, R$) == True **then**

Return True;

 Let $\Delta_i^{(1)} = S_{i0}, S_{i1}, \dots, S_{il_i}$, where $l_i \in [k, k + 1]$, with respective first elements $f_{i0}, f_{i1}, \dots, f_{il_i}$;

 Compute $f_{11} \leftarrow \lceil \frac{M - u + r_1}{d_c} \rceil$, where f_{11} is the first element of S_{11} ;

$u' = f_{11}, M' \leftarrow d_c, n'_c \leftarrow k, d'_c \leftarrow r_1$, and $d'_r \leftarrow r_2$;

 Compute $\Delta'^{(2)} \leftarrow (u', n'_c, n_r, d'_c, d'_r)$ with $u' = f_{11} // \Delta_i'^{(1)} = f_{i1}, f_{i2}, \dots, f_{ik}$;

 Result = *Rectangle_Hits*($\Delta'^{(2)}, M', R$);

Return Result;

Observation 2 $|\Delta^{(2)} \cap R| > 0$ if either of $|\text{Basic_Cases}(\Delta^{(2)}) \cap R|$, $|\text{Prefix}(\Delta^{(2)}) \cap R|$, $|\text{Suffix}(\Delta^{(2)}) \cap R|$, or $|\text{Special_Cases}(\Delta^{(2)}) \cap R|$ is greater than zero.

We now show that *Rectangle_Hits* correctly finds a hit if it exists in $\Delta'^{(2)}$. It follows from the Observation 2 that if *Basic_Cases* or *Special_Case* algorithms return True, then *Rectangle_Hits* returns True and terminates. If both of them return False, the algorithm continues with the transposed sequence of $\Delta^{(2)}$, if the the special case of narrow rows exists.

If $d_c > M/2$, we convert $\Delta^{(2)}$ as a 2-dimensional sequence with common difference $\hat{d}_c \leq M/2$ which is the 2-dimensional sequence that is decreasing because of the negative value of \hat{d}_c . Now we reverse $\Delta^{(2)}$ and shift it by R to view it as an increasing sequence. As every time M changes to d_c , reversing and shifting operation on $\Delta^{(2)}$ guarantees that the problem will be reduced to the another problem whose length is less than half the length of the original problem.

Algorithm 5: *Special_Case*($\Delta^{(2)}, M, R$)

```
begin
  //We assume that  $d_r$  is positive. The case where  $d_r$  is negative is symmetrical.;
  if  $n_c \cdot d_c < M$  and  $n_r \cdot d_r < M$  then //  $n_c$  and  $n_r$  are so small that no full rotation in modulo  $M$  circle by
   $n_c$  and  $n_r$  both (Figure 3) (narrow rows and columns).
    if  $(u_1 \bmod M) \leq R$  or  $(e_1 \bmod M) \leq R$  or  $(u_m \bmod M) \leq R$  or  $(e_m \bmod M) \leq R$  then
      Return True; //Corner points;
    else if  $u_1 \bmod M < e_1 \bmod M$  then //Left part of Figure 3
      Compute  $i \leftarrow \lceil \frac{M-e_1+r_1}{d_r} \rceil$  and  $j \leftarrow \lceil \frac{M-u_1+r_1}{d_r} \rceil$  such that  $e_i \bmod M < e_{i-1} \bmod M$  and  $u_j$ 
       $\bmod M < u_{j-1} \bmod M$ ;
      if  $u_j \bmod M \leq R$  then
        Return True;
      Form a new rectangle  $\Phi^{(2)}$  with rows from  $i$ -th row to  $(j-1)$ -th row of  $\Delta^{(2)}$ ;
      if Suffix_Hits( $\Phi^{(2)}, M, R$ ) == True then
        Return True;
      else
        Return False;
    else //Right part of Figure 3
      Compute  $i \leftarrow \lceil \frac{M-u_1+r_1}{d_r} \rceil$  and  $j \leftarrow \lceil \frac{M-e_1+r_1}{d_r} \rceil$  such that  $u_i \bmod M < u_{i-1} \bmod M$  and  $e_j$ 
       $\bmod M < e_{j-1} \bmod M$ ;
      if  $u_i \bmod M \leq R$  then
        Return True;
      Form two new rectangles  $\Phi_1^{(2)}$  with rows from first row to  $(i-1)$ -th row of  $\Delta^{(2)}$  and  $\Phi_2^{(2)}$  with rows
      from  $j$ -th row to  $m$ -th row of  $\Delta^{(2)}$ ;
      if Suffix_Hits( $\Phi_1^{(2)}, M, R$ ) == True or Suffix_Hits( $\Phi_2^{(2)}, M, R$ ) == True then
        Return True;
      else
        Return False;
```

If d_c or d_r is less than or equal to R , the algorithm immediately terminates with return value True. Now the *Rectangle_Hits* enters into recursive loop, if both *Prefix_Hits* and *Suffix_Hits* return false, with the starting point of the sequences as f_{11} and the number of elements in the progression as k . As M gets at least halved in each recursive steps, the algorithm stops in at most $O(\log M)$ steps. Thus, the algorithm correctly computes whether $|\Delta^{(2)} \cap R| > 0$ and we immediately have the following lemma.

Lemma 3.5 (Correctness of *Rectangle_Hits*) *Rectangle_Hits correctly finds if $|h(r_i) \cap R_\ell| > 0$.*

3.2 Special Cases of *Rectangle_Hits*

There are three possible special cases in *Rectangle_Hits* algorithm. The special cases occurs when n_c and/or n_r are so small that a full rotation in modulo M circle is not possible. If $n_c \cdot d_c < M$, we say narrow rows and if $n_r \cdot d_r < M$, we say narrow columns.

- **Only rows are narrow:** In this case, we transpose $\Delta^{(2)}$ to get $\Delta^{(2)} \leftarrow \text{Transpose}(\Delta^{(2)})$ so that n_r of the rectangle produces a full rotation in the modulo M circle. After that, we continue with the main algorithm *Rectangle_Hits* on transposed sequence.
- **Only columns are narrow:** Our algorithm is capable to handle this case with normal execution.

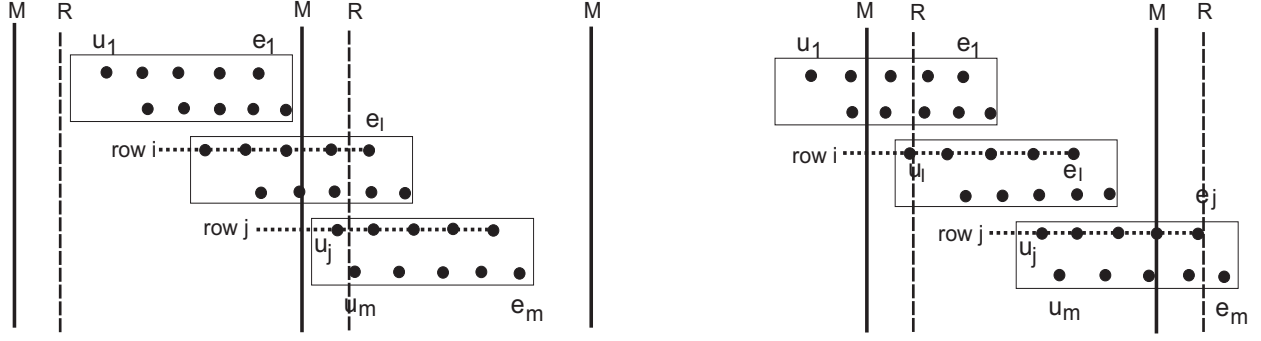


Figure 3: Two scenarios of special case 1

- **Both rows and columns are narrow:** This case is depicted in Figure 3. The *Special_Case* algorithm given at Algorithm 5 determines the existence of hits in this case. The algorithm first checks if any of the four corner points of $\Delta^{(2)}$ produces hits. Otherwise, it will check if $u_1 \bmod M < e_1 \bmod M$. If it returns true the scenario is similar to the left part of Figure 3. Then the algorithm determines the value of i and j , forms a new rectangle $\Phi^{(2)}$ consists of the rows of $\Delta^{(2)}$ from i -th row to $(j - 1)$ -th row, and apply the *Suffix_Hits* algorithm on $\Phi^{(2)}$ to determine the existence of a hit. If $u_1 \bmod M \not< e_1 \bmod M$, which is similar to the scenario given at right part of Figure 3, then the algorithm finds i and j and form two new rectangles $\Phi_1^{(2)}$ consists of rows of $\Delta^{(2)}$ from first row to $(i - 1)$ -th row and $\Phi_2^{(2)}$ consists of rows of $\Delta^{(2)}$ from j -th row to m -th row. If *Suffix_Hits* finds existence of hits in either of two new rectangles, the *Special_Case* algorithm returns True; it returns False otherwise.

3.3 Complexity of *Rectangle_Hits*

Here we study the complexity bounds of *Rectangle_Hits* algorithm. For the time complexity, we assume that arithmetic operations including additions, multiplications, and divisions in \mathbb{Z}_q take unit time. Similarly, the transpose, shift, and reverse operations on the rectangular sequences defined in Section 2 are also assumed to be done in constant time in \mathbb{Z}_q .

Time Complexity. It is clear that *Prefix_Hits* and *Suffix_Hits* algorithm can be executed in $O(\log n)$ time; as they use the *Hits* algorithm from [29], the total time comes directly from their analysis. Similar to the previous argument, *Basic_Cases* algorithm can also be executed in $O(\log n)$ time. The *Special_Case* algorithm will also be finished executing in $O(\log n)$ time because value of i and j can be computed in constant time and *Suffix_Hits* algorithm takes at most $O(\log n)$ time. When *Rectangle_Hits* algorithm makes recursive call, it is clear that the new value of d_c (denoted by d'_c) is always less than $d_c/2$ in each subsequent iterations except the first iteration. Thus, when we measure the running time of the algorithm with d_c

$$T(d_c) = T(d'_c) + O(\log n) \leq T(d_c/2) + O(\log n).$$

As we know that input parameters to the recursive algorithm are $u, n_c, d_c, n_r, d_r, M, R$, when the algorithm is called $M' = d_c, d'_c \leq d_c/2, n'_c \leq \lceil n_c \times d_c/M \rceil$. As $d'_c \leq d_c/2$ in every recursive call except the first, $n'_c \leq n_c/2 \leq n/2$. From all the observations, if we parameterize the total running time on n , the above expression is reduced to

$$T(d_c/2) + O(\log n) \implies T(n/2) + O(\log n) = O(\log^2 n).$$

Lemma 3.6 (Time Complexity of *Rectangle_Hits*) *The time complexity of *Rectangle_Hits* is $O(\log^2 n)$.*

Space Complexity. Whenever the *Rectangle_Hits* makes a recursive call, it needs to store values of a constant number of local variables such as variables for the *Hits* algorithm, n_r, n_c , etc. Since M dominates all the other parameters, each time the algorithm makes a recursive call, it needs $O(\log n + \log M)$ of space. Since the depth of the recursion is no more than $O(\log n)$, the total space needed is $O(\log n \cdot (\log n + \log M))$. We can further reduce the space by a careful implementation of our recursive algorithm, because it is a tail-recursive algorithm which can be implemented without having to allocate space for a new stack for every recursive call. Thus, the total space can be reduced to $O(\log n + \log M)$ which is same as the workspace for 1-dimensional *Hits* algorithm.

Lemma 3.7 (Space Complexity of *Rectangle_Hits*) *The space complexity of *Rectangle_Hits* is $O(\log n + \log M)$ bits.*

4 The Sampling Algorithm for F_0 Estimation

In this section, we present a randomized (ϵ, δ) -approximation algorithm for Klee's measure problem in 2 dimensions. It estimates the value of the Klee's measure problem using the *Rectangle_Hits* algorithm described in Section 3 as a subroutine. We then analyze the correctness, and time and space complexities of the approximation algorithm. Lets recall that the input stream $\Upsilon = \{r_1, r_2, \dots, r_m\}$, where each stream element $r_i = [z_1, z_2] \subseteq \mathcal{A}$ is a rectangle of integers in the area between $z_1 = (x_1, y_1)$ to $z_2 = (x_2, y_2)$. We assume that integer q is a prime number between $10n$ to $20n$. We also assume that for each level $\ell = 0, \dots, \lceil \log q \rceil$, the following conditions hold: (a) $R_\ell = \{0, \dots, \lfloor \frac{q}{2^\ell} \rfloor - 1\}$; (b) The sampling probability at level ℓ is $p_\ell = p_{\ell-1}/2$; and (c) The sampling function at level ℓ , $|h(r_i) \cap R_\ell| = \{z : z \in r_i \wedge h(Proj(z)) \in R_\ell\}$ for every $z \in r_i$.

4.1 Description of the Sampling Algorithm

The formal description of the algorithm is given in Algorithm 6. Our algorithm does not directly yield an (ϵ, δ) -estimator for F_0 , but instead gives an estimator which is within a factor of ϵ from F_0 with a constant probability. The probability can be amplified to $1 - \delta$ by running $O(\log \frac{1}{\delta})$ instances of the algorithm in parallel. Finally, by taking the median of $O(\log \frac{1}{\delta})$ such estimators, we get an (ϵ, δ) -estimator.

- **Initialization.** The algorithm maintains a sample S of the rectangles seen so far. Sample S is initially empty and the maximum size of S is $\alpha = c/\epsilon^2$ ($c = 60$) rectangles. The algorithm also has a current sampling level ℓ , which is assigned to 0 at the beginning of the execution of the algorithm. This algorithm starts off with a high value of $p = 1$ and decreases the value of p every time the sample exceeds a predetermined maximum sample size α . Our algorithm also maintains the following two invariants for the random sample S : (a) All the rectangles in S are disjoint and (b) Every rectangle in S has at least one element selected into the sample at current sampling level ℓ . These invariants can be proved to be true before and after the processing of each rectangle in the stream.
- **Arrival of a new rectangle.** When a new rectangle $r_i = [z_1, z_2]$ arrives, the algorithm first checks if r_i intersects with any currently existing rectangle r_s in S . If so, it truncates all the intersecting part of the area of new rectangle, decomposes the remaining area that has not been intersected with S to new rectangles using the *Decompose*(r_i, S) algorithm given in Section 4.1.1, and add the decomposed set of rectangles to the set Γ of rectangles to be processed. If the new rectangle r_i does not intersect with any currently existing rectangle in the sample, then the algorithm will assign the

Algorithm 6: The sampling algorithm for F_0

Initialization:**begin**

Choose a prime number q such that $10n \leq q \leq 20n$, and choose a from \mathbf{Z}_q^+ and b from \mathbf{Z}_q randomly;
 $S \leftarrow \phi$;
 $R \leftarrow q // R$ at level 0;
 $p \leftarrow 1 // \text{probability } p$ at level 0;
 $\ell \leftarrow 0$;
 $\text{sample_count} \leftarrow 0$;

When a new rectangle $r_i = [z_1, z_2]$ arrives:**if** there is an rectangle $r_s \in S$ such that $r_s \cap r_i \neq \phi$ **then** $\Gamma \leftarrow \text{Decompose}(r_i, S)$;**else** $\Gamma \leftarrow r_i$;**foreach** $\tau \in \Gamma$ **do** **if** $\text{Rectangle_Hits}(h(\tau), q, R) == \text{True}$ **then** $S \leftarrow S \cup \{\tau\}$; //insert into sample; $\text{sample_count} = \text{sample_count} + \text{Count}(\tau)$; **while** ($\text{sample_count} > \alpha$) **do** $\ell \leftarrow \ell + 1$; //overflow; $R_\ell = R_{\ell-1}/2 // R$ at level ℓ ; $p_\ell = p_{\ell-1}/2 // p$ at level ℓ ; **if** $\ell > \lceil \log q \rceil$ **then** //maximum level reached, algorithm fails **Return**; $S \leftarrow \{r_s \in S | \text{Rectangle_Hits}(h(r_s), q, R_\ell) == \text{True}\}$; **foreach** $r_s \in S$ **do** Recompute sample_count using $\text{Count}(r_s)$;**When an estimate for F_0 is asked for:****Return** $\text{sample_count}/p_\ell$

whole rectangle r_i in to the set Γ of the rectangles to be processed. After finished with checking for the intersecting pairs, for each rectangle $\tau \in \Gamma$, the approximation algorithm calls the rectangle sampling subroutine Rectangle_Hits to determine if any point in τ belongs to S at any level ℓ . Rectangle_Hits returns True (1) if $|h(\tau) \cap R_\ell| > 0$ or False (0) if $|h(\tau) \cap R_\ell| = 0$. If the return value of the $\text{Rectangle_Hits}(h(\tau), q, R_\ell)$ algorithm at current level ℓ is 1, then the τ is added to the sample; otherwise τ is discarded.

- **Sample count.** Our algorithm compute the size of the set S after inserting the new rectangle τ in S by applying the Count algorithm given in Section 4.1.2, which computes the sample size to determine if overflow at the current sampling level occurs. When there is a change in level, the size of the sample is recomputed using the Count algorithm for each $r_s \in S$ at that level. At this point, every rectangle r_s in the sample such that $|h(r_s) \cap R_{\ell+1}| = 0$ is discarded.
- **Overflow handling.** It is possible that after adding a new element to the sample, the size of S exceeded α . In such case, the algorithm increases its sampling level, and subsamples the elements of the current sample into the new level. This subsampling is repeated until either the size of the sample becomes less than α , or the maximum sampling level is reached (i.e., $\ell = \lceil \log q \rceil$).
- **F_0 estimation.** When an estimate for F_0 is asked for, the algorithm returns the size of the current sample sample_count determined using Count algorithm multiplied by $1/p_\ell$, where ℓ is the current

sampling level. For the set of rectangles $\Upsilon = \{r_1, \dots, r_m\}$ and current sampling level ℓ , this is total count on the set \mathcal{T} of rectangles multiplied by the inverse of the probability p_ℓ at level ℓ , represented by $\frac{|\mathcal{T}|}{p_\ell}$, where $\mathcal{T} = \sum_{r_s \in S} \{|h(r_s) \cap R_\ell| > 0\}$.

4.1.1 *Decompose*(r_i, S) Algorithm

When a new rectangle r_i arrives, if there is no overlapping between r_i and each $r_s \in S$; then whole rectangle r_i is added to Γ . If it is completely overlapped by an rectangle $r_s \in S$ then r_i is discarded. If partial overlapping occurs between r_i and any rectangle $r_s \in S$, we follow the traditional sweepline idea to decompose the new incoming rectangle r_i to the set Γ of non-overlapping rectangles.

To perform the sweep over the plane from left vertical line of r_i to the right vertical line of r_i , we initialize a priority queue Q to record the events to process starting from the left x -coordinate of r_i to the right x -coordinate of r_i for each $r_s \in S$ that r_i intersects with. At first we sort at most $4|S|$ points for $|S|$ rectangles already in the sample S which are partially overlapped with r_i and put those points into Q . We also define a structure T to maintain the rectangles intersecting the vertical sweepline. The vertical sweepline is assumed to be of length equal to the vertical length of the rectangle r_i . The structure T is initialized in such a way that it is capable of maintaining the starting and ending y -coordinates of the segments of the sweepline not covered by the intersecting rectangles contained in S with r_i . The sweepline sweeps from left to right by jumping from next priority point available in Q . Whenever it jumps from one point to another, it forms new rectangles with vertical length h equal to the length of the segment of r_i not overlapped with any other rectangles and horizontal length l equal to the difference of x -coordinates of successive points in Q . With Q and T , the non-overlapping area of r_i with S can be decomposed to the small other rectangles. The non-overlapping area is carefully decomposed in such a way that there will not be any polygon structure of edges (> 4) formed.

The above mentioned algorithm decomposes partially overlapping rectangles naively. Actually we can perform better. Whenever the sweepline sweeps from point x_1 to x_2 , instead of forming a new rectangle, the next point x_3 can be checked. If the non-intersecting sweepline segment length (with starting and ending y -coordinates) is same as previous, then we can merge previous two rectangles to form one. After repetitively doing the same until there is difference in segment length, we can decompose r_i to the smallest possible set Γ of non-overlapping rectangles. For initial sorting of points, our algorithm takes $O(|S| \cdot \log |S|)$ time for S rectangles in the sample, and decomposition takes $O(\log |S|)$ time to process each intersection point. Please also note that the size of Γ will be at most $|S|$. Hence, for overall complexity, we immediately have the following lemma.

Lemma 4.1 (Time Complexity of *Decompose*(r_i, S)) *Given a set of $|S|$ rectangles already in the sample S with a new incoming rectangle r_i that partially overlaps with S , *Decompose*(r_i, S) algorithm takes $O(|S| \cdot \log |S|)$ time for finding the set Γ of non-overlapping rectangles.*

4.1.2 *Count* Algorithm

The *Count*($h(\tau), q, R, \alpha$) algorithm is given in Algorithm 7. The algorithm measures the sample count that need to be determined for each $\tau \in S$. *Count* algorithm takes a rectangle as input and returns *count* as output. To count the samples for the rectangles stored in S , *Count* divides the rectangle τ to four rectangles $\tau_1, \tau_2, \tau_3, \tau_4$ of size $n_r/2 \times n_c/2$ and applies the *Rectangle_Hits* algorithm recursively to find the size of the sample until the *count* $\leq \alpha$ or there is no more rectangle division is possible (i.e., $n_r = n_c = 1$). If there is only one row or column in a rectangle, *Count* divides τ to τ_1 and τ_2 with size of $n_r \times n_c/2$ or $n_r/2 \times n_c$ in comparison to the original size of $n_r \times n_c$, respectively.

We argue that *Count* correctly determine the size of the sample. Let C^* be the actual number of points that fall in R_ℓ at level ℓ . *Count* returns a number $C \leq C^*$ and $C = C^*$ only if $C^* < \alpha$. If the count

Algorithm 7: $Count(h(\tau), q, R, \alpha)$

Precondition: Define $count$ as a global variable and initialize $count \leftarrow 1$.

Input: Rectangle $\tau = [z_1, z_2]$ with n_r integers in a column and n_c integers in a row with total $n_r \cdot n_c \leq n \in \mathcal{B}$
begin

```
    if  $n_r = n_c = 1$  then
         $\tau_1 = \tau$ ;
    else if  $n_r = 1$  then
        Divide  $\tau$  in to two rectangles  $\tau_1, \tau_2$  of size  $n_r, n_c/2$ ;
    else if  $n_c = 1$  then
        Divide  $\tau$  in to two rectangles  $\tau_1, \tau_2$  of size  $n_r/2, n_c$ ;
    else
        Divide  $\tau$  in to four rectangles  $\tau_1, \tau_2, \tau_3, \tau_4$  of size  $n_r/2, n_c/2$ ;
    foreach  $\tau_j$  do
         $count- = 1$ ;
        if ( $Rectangle\_Hits(h(\tau_j), q, R) == True$  and  $count \leq \alpha$ ) then
             $count+ = 1$ ;
             $Count(h(\tau_j), q, R, \alpha)$ ;
    Return  $count$ ;
```

$C \geq \alpha$, then the level change from ℓ to $\ell + 1$ occurs and recomputation of sample count is needed for all the rectangles $r_s \in S$ at level $\ell + 1$.

The recursive definition of the algorithm immediately translates in to the quadtree subdivision: Split the current square into four quadrants, partition the point set accordingly, and recursively construct quadrees for each quadrant with associated point set. The depth of our recursive algorithm comes from the depth of the quadtree, which is at most $O(\log_4 n)$ for n leaves. In the worst-case, the rectangle we consider in our problem may consists of only one row or column of n items, then the tree will be similar to the binary tree instead of quadtree with two children in every level. As we also know that at every node $Count$ calls $Rectangle_Hits$ algorithm, the depth of recursion and the time complexity of $Count$ can be given by the following two lemmas.

Lemma 4.2 (Depth of $Count$) *The depth of recursion d_{count} for $Count$ algorithm is at most $O(\log n)$ for a total of n integers in a rectangle τ .*

Lemma 4.3 (Time Complexity of $Count$) *Given a rectangle τ with total n integers, $Count$ takes $O(\alpha \cdot d_{count} \cdot \log^2 n)$ time, where α is the number of rectangles in sample S .*

4.2 Correctness Proof

The correctness proof of the approximation algorithm is similar to the proof of [29]. Let random variable \mathcal{X} denotes the result of the algorithm and we want to estimate $F_0 = |D(\Xi)|$, where $D(\Xi)$ is the set of all distinct points in the data stream Ξ . Our algorithm immediately holds the following theorem.

Theorem 4.4 ([29]) $\Pr\{\mathcal{X} \in [(1 - \epsilon)F_0, (1 + \epsilon)F_0]\} \geq 2/3$.

4.3 Time and Space Complexity

Now we prove the time and space complexity of the algorithm.

Time Complexity. The time needed to handle a new rectangle $r_i = [z_1, z_2]$ consists of the summation of the time complexities of the following parts:

- **The time to check if r_i intersects any rectangle in the sample S :** The time to check if the rectangle r_i intersects any of the $|S| = O(1/\epsilon^2)$ rectangles already in the sample S takes $O(\frac{1}{\epsilon^2} \log \frac{1}{\epsilon^2})$ time.
- **The time for decomposing r_i to new non-overlapping rectangles after removing the intersecting part of r_i to any rectangle in S :** From Lemma 4.1, the time to decompose r_i to form a set Γ of new non-overlapping rectangles take $O(\frac{1}{\epsilon^2} \log \frac{1}{\epsilon^2})$ for $O(\frac{1}{\epsilon^2})$ rectangles already in the sample.
- **The time required for rectangle sampling:** This, as determined in the analysis of Algorithm 4, is $O(\log^2 n)$, and it may be much smaller than $\Theta(\log^2 n)$ in many situations.
- **The time required to count the samples using $Count(h(\tau), q, R_\ell)$:** From Lemma 4.3, the time required to count number of samples in a rectangle τ using $Count$ algorithm is $O(\frac{1}{\epsilon^2} \log^3 n)$ for $\alpha = O(\frac{1}{\epsilon^2})$ rectangles in the sample S . After applying the $Decompose(r_i, S)$ algorithm, as there may be $O(\frac{1}{\epsilon^2})$ new rectangles formed from r_i and those need to be sampled independently, the time complexity of $Count$ algorithm is $O(\frac{1}{\epsilon^4} \log^3 n)$, overall.
- **The time for handling an overflow:** When an overflow occurs, the current level is increased from ℓ to $\ell + 1$. For each change of the level, the rectangle sampling subroutine should be applied $O(1/\epsilon^2)$ times. Roughly half of the number of points belonging in the previous level are selected in each change of level from the previous level in to the new level. We observe that total number of level changes for the sampling is less than $\lceil \log q \rceil$ with high probability. Since $\log q = \Theta(\log n)$, the time taken by level changes over the whole data stream is $O((\frac{1}{\epsilon^4} \log^3 n) \cdot \log n)$. After considering the time to take the median of $O(\log \frac{1}{\delta})$ estimators, the total time is $O((\frac{1}{\epsilon^4} \log^4 n) \cdot \log \frac{1}{\delta})$. If the size of the data stream dominates the aforementioned expression, then the amortized cost of handling an overflow is $O(1)$.

Thus, the amortized time to handle a rectangle $r_i = [z_1, z_2]$ per instance of the algorithm is $O(\frac{1}{\epsilon^2} \log \frac{1}{\epsilon^2} + \frac{1}{\epsilon^2} \log \frac{1}{\epsilon^2} + \log^2 n + \frac{1}{\epsilon^4} \log^3 n) = O(\frac{1}{\epsilon^4} \log^3 n)$. Since the probability can be amplified to $1 - \delta$ by running $O(\log \frac{1}{\delta})$ instances of the algorithm in parallel and outputting the median of the returning $O(\log \frac{1}{\delta})$ approximating values, the amortized time per rectangle is $O(\frac{1}{\epsilon^4} \log^3 n \log \frac{1}{\delta})$. It follows from the analysis of the time for handling an overflow that the worst-case processing time per rectangle is $O(\frac{1}{\epsilon^4} \log^4 n \log \frac{1}{\delta})$. We can reduce it to $\tilde{O}(\frac{1}{\epsilon^4} \log^3 n \log \frac{1}{\delta})$ by changing levels using a binary search rather than a sequential search when an overflow occurs at current level ℓ .

Lemma 4.5 (Time Complexity of (ϵ, δ) -estimator) *The amortized time taken to process a rectangle $r_i = [z_1, z_2]$ by the (ϵ, δ) -estimator for F_0 of Klee's measure problem is $O(\frac{1}{\epsilon^4} \log^3 n \log \frac{1}{\delta})$ and the worst-case processing time is $\tilde{O}(\frac{1}{\epsilon^4} \log^3 n \log \frac{1}{\delta})$.*

Space Complexity. The workspace required by the approximation algorithm is the space for the sample S and the workspace for the rectangle sampling algorithm *Rectangle_Hits*. Sample S contains α rectangles, where each rectangle can be stored using two integers, thus it takes $2 \log n$ bits of space. The memory space required by the *Rectangle_Hits* algorithm, according to Lemma 3.7, is $O(\log n + \log M) \approx O(\log n)$ bits assuming $M = O(n)$, so that the total workspace required is $O(\alpha \log n + \log n) = O(\frac{\log n}{\epsilon^2})$. Since we need to run $O(\log \frac{1}{\delta})$ instances of this algorithm, the total space complexity is $O(\frac{1}{\epsilon^2} \log n \log \frac{1}{\delta})$, which is the same as the workspace of single-item algorithm of [22].

Lemma 4.6 (Space Complexity of (ϵ, δ) -estimator) *The space complexity of the (ϵ, δ) -estimator to estimate F_0 of Klee's measure problem is $O(\frac{1}{\epsilon^2} \log n \log \frac{1}{\delta})$ bits.*

Time to Answer a Query for F_0 . To answer a query for F_0 , the algorithm needs to apply the *Count* algorithm on α rectangles in the current sample S and compute the sum. With each rectangle $r_s \in S$, the algorithm *Count* counts the number of points in the rectangle sampled till now at the current sampling level. This is computed as soon as the rectangle τ is inserted in to the sample. Moreover, the algorithm maintains the current value of the sum $sample_count/p_\ell$ for the current sample S at the current sampling level ℓ , which is updated every time a new rectangle is sampled, or when an algorithm changes level. From all the observations, a query for F_0 can be answered for each instance of the algorithm in $O(1)$ time. As our approximation algorithm works on the median of many instances, the time needed to calculate the median is $O(\log \frac{1}{\delta})$ and hence the time to answer a query for F_0 .

Lemma 4.7 (Time to Answer a F_0 Query) *The algorithm can answer a query for F_0 of Klee’s measure problem in $O(\log \frac{1}{\delta})$ time.*

5 Discussion

In this paper, we presented a novel randomized (ϵ, δ) -approximation algorithm for the Klee’s measure problem in 2 dimensions. This is the first such work toward approximating the Klee’s measure problem from the data stream processing approach. With this algorithm, we achieve the amortized processing time per rectangle $O(\frac{1}{\epsilon^4} \log^3 n \log \frac{1}{\delta})$, the workspace $O(\frac{1}{\epsilon^2} \log n \log \frac{1}{\delta})$ bits, and time to answer a query for F_0 $O(\log \frac{1}{\delta})$, respectively.

The approximation algorithm presented in the paper can be extended to the following more general scenarios such as to process a rectangle of integers which is in an arithmetic progression as efficiently as it can handle an rectangle of interval of integers and also to the *distributed streams model* where the input stream is split across multiple parties and the approximation has to be computed on the union of the streams observed by all the parties.

Let $r_i = [z_1, z_2]$ be a rectangle that consists of integers that are in the arithmetic progression with common difference between two successive integers in a row is c and two successive integers in a column is d . Then our sampling algorithm must compute: $|h(r_i) \cap R_\ell|$. Now r_i forms an arithmetic progression over \mathbb{Z}_q with common difference between two successive integers in a row ac instead of common difference a and common difference between two successive integers in a column is d . Our sampling algorithm described in Section 4 is capable to handle this situation.

The data arrives as k independent streams in the distributed streams model studied at [22] and stream i is processed by the party i for $i = 1, \dots, k$. Each party after processing the stream sends the contents of their workspace to a common referee and the referee will estimate the aggregate F_0 over the union of all data streams 1 to k . Our algorithm can be easily extended to this model for (ϵ, δ) -estimator of F_0 with space complexity of $O(k \frac{1}{\epsilon^2} \log n \log \frac{1}{\delta})$, where k is the number of parties, keeping the processing time per rectangle the same as of the single stream algorithm.

References

- [1] Charu Aggarwal. *Data Streams: Models and Algorithms*. Advances in Database Systems. 2007.
- [2] Miklós Ajtai, T. S. Jayram, Ravi Kumar, and D. Sivakumar. Approximate counting of inversions in a data stream. In *STOC ’02: Proceedings of the thirty-fourth annual ACM symposium on Theory of computing*, pages 370–379, New York, NY, USA, 2002. ACM.
- [3] Noga Alon, Yossi Matias, and Mario Szegedy. The space complexity of approximating the frequency moments. In *STOC ’96: Proceedings of the twenty-eighth annual ACM symposium on Theory of computing*, pages 20–29, New York, NY, USA, 1996. ACM.

- [4] Brian Babcock, Shivnath Babu, Mayur Datar, Rajeev Motwani, and Jennifer Widom. Models and issues in data stream systems. In *PODS '02: Proceedings of the twenty-first ACM SIGMOD-SIGACT-SIGART symposium on Principles of database systems*, pages 1–16, New York, NY, USA, 2002. ACM.
- [5] Ziv Bar-Yossef, T. S. Jayram, Ravi Kumar, D. Sivakumar, and Luca Trevisan. Counting distinct elements in a data stream. In *RANDOM '02: Proceedings of the 6th International Workshop on Randomization and Approximation Techniques*, pages 1–10, London, UK, 2002. Springer-Verlag.
- [6] Ziv Bar-Yossef, Ravi Kumar, and D. Sivakumar. Reductions in streaming algorithms, with an application to counting triangles in graphs. In *SODA '02: Proceedings of the thirteenth annual ACM-SIAM symposium on Discrete algorithms*, pages 623–632, Philadelphia, PA, USA, 2002. Society for Industrial and Applied Mathematics.
- [7] J.L. Bentley. Algorithms for klee’s rectangle problems, Unpublished notes, Computer Science Department, Carnegie Mellon University. 1978.
- [8] J. Lawrence Carter and Mark N. Wegman. Universal classes of hash functions. *Journal of Computer and System Sciences*, 18(2):143 – 154, 1979.
- [9] Timothy M. Chan. A (slightly) faster algorithm for klee’s measure problem. In *SCG '08: Proceedings of the twenty-fourth annual symposium on Computational geometry*, pages 94–100, New York, NY, USA, 2008. ACM.
- [10] Eric Y. Chen and Timothy M. Chan. Space-efficient algorithms for klee’s measure problem. In *CCCG*, pages 27–30, 2005.
- [11] Bogdan S. Chlebus. On the klee’s measure problem in small dimensions. In *SOFSEM '98: Proceedings of the 25th Conference on Current Trends in Theory and Practice of Informatics*, pages 304–311, London, UK, 1998. Springer-Verlag.
- [12] Jeffrey Considine, Feifei Li, George Kollios, and John Byers. Approximate aggregation techniques for sensor databases. In *ICDE '04: Proceedings of the 20th International Conference on Data Engineering*, page 449, Washington, DC, USA, 2004. IEEE Computer Society.
- [13] Don Coppersmith and Ravi Kumar. An improved data stream algorithm for frequency moments. In *SODA '04: Proceedings of the fifteenth annual ACM-SIAM symposium on Discrete algorithms*, pages 151–156, Philadelphia, PA, USA, 2004. Society for Industrial and Applied Mathematics.
- [14] Graham Cormode, Mayur Datar, Piotr Indyk, and S. Muthukrishnan. Comparing data streams using hamming norms (how to zero in). In *VLDB '02: Proceedings of the 28th international conference on Very Large Data Bases*, pages 335–345. VLDB Endowment, 2002.
- [15] Graham Cormode and S. Muthukrishnan. Estimating dominance norms of multiple data streams. In *in Proceedings of the 11th European Symposium on Algorithms (ESA)*, pages 148–160, 2003.
- [16] Mayur Datar, Aristides Gionis, Piotr Indyk, and Rajeev Motwani. Maintaining stream statistics over sliding windows. *SIAM J. Comput.*, 31(6):1794–1813, 2002.
- [17] J. Feigenbaum, S. Kannan, M. Strauss, and M. Viswanathan. An approximate L1-difference algorithm for massive data streams. In *FOCS '99: Proceedings of the 40th Annual Symposium on Foundations of Computer Science*, page 501, Washington, DC, USA, 1999. IEEE Computer Society.
- [18] Philippe Flajolet and G. Nigel Martin. Probabilistic counting algorithms for data base applications. *J. Comput. Syst. Sci.*, 31(2):182–209, 1985.
- [19] Michael L. Fredman and Bruce Weide. On the complexity of computing the measure of $\cup[a_i, b_i]$. *Commun. ACM*, 21(7):540–544, 1978.
- [20] Hillel Gazit. New upper bounds in klee’s measure problem. *SIAM Journal on Computing*, 20(6):1034–1045, 1991.
- [21] Phillip B. Gibbons. Distinct-values estimation over data streams. In *In Data Stream Management: Processing High-Speed Data*. Springer, 2009.
- [22] Phillip B. Gibbons and Srikanta Tirathapura. Estimating simple functions on the union of data streams. In *SPAA '01: Proceedings of the thirteenth annual ACM symposium on Parallel algorithms and architectures*, pages 281–291, New York, NY, USA, 2001. ACM.
- [23] Peter J. Haas, Jeffrey F. Naughton, S. Seshadri, and Lynne Stokes. Sampling-based estimation of the number of distinct values of an attribute. In *VLDB '95: Proceedings of the 21th International Conference on Very Large Data Bases*, pages 311–322, San Francisco, CA, USA, 1995. Morgan Kaufmann Publishers Inc.
- [24] Monika R. Henzinger, Prabhakar Raghavan, and Sridhar Rajagopalan. Computing on data streams. pages 107–118, 1999.
- [25] Piotr Indyk and David Woodruff. Tight lower bounds for the distinct elements problem. In *FOCS '03: Pro-*

- ceedings of the 44th Annual IEEE Symposium on Foundations of Computer Science*, page 283, Washington, DC, USA, 2003. IEEE Computer Society.
- [26] V. Klee. Can the measure of $\cup[a_i, b_i]$ be computed in less than $O(n \log n)$ steps? In *American Mathematical Monthly*, volume 84, pages 284–285, 1977.
 - [27] S. Muthukrishnan. Data streams: algorithms and applications, 2003.
 - [28] Suman Nath, Phillip B. Gibbons, Srinivasan Seshan, and Zachary R. Anderson. Synopsis diffusion for robust aggregation in sensor networks. In *SenSys '04: Proceedings of the 2nd international conference on Embedded networked sensor systems*, pages 250–262, New York, NY, USA, 2004. ACM.
 - [29] A. Pavan and Srikanta Tirthapura. Range-efficient computation of F_0 over massive data streams. In *ICDE '05: Proceedings of the 21st International Conference on Data Engineering*, pages 32–43, Washington, DC, USA, 2005. IEEE Computer Society.
 - [30] Jan Vahrenhold. An in-place algorithm for klee’s measure problem in two dimensions. *Inf. Process. Lett.*, 102(4):169–174, 2007.